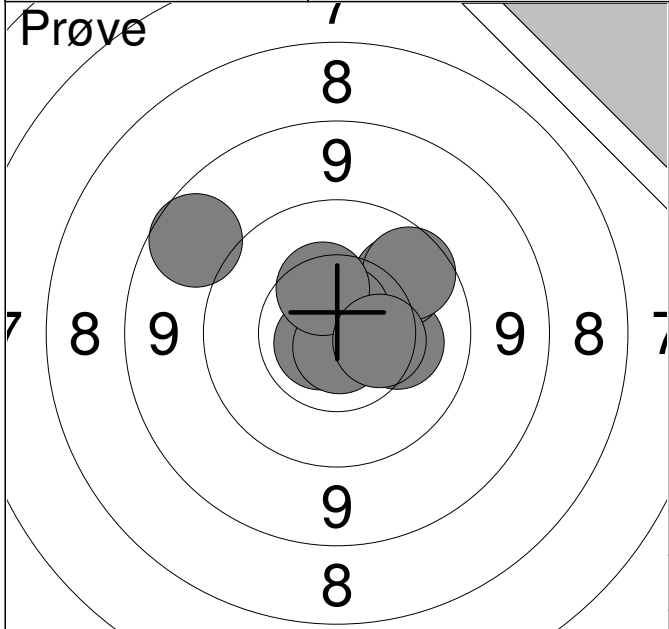
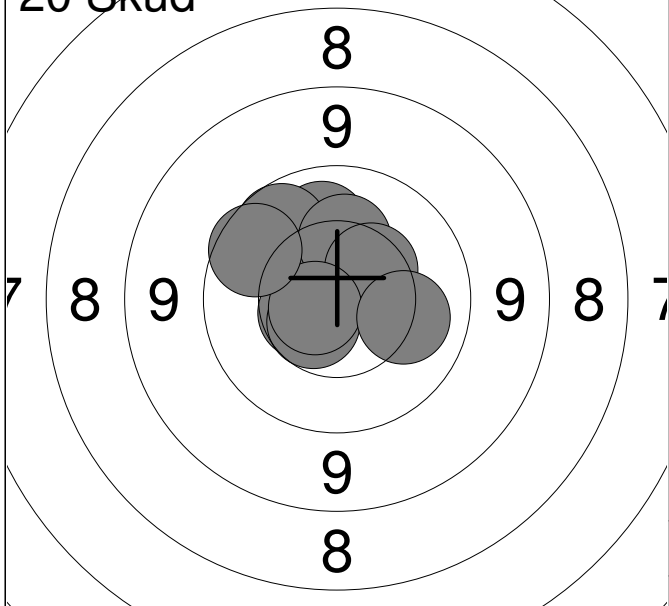
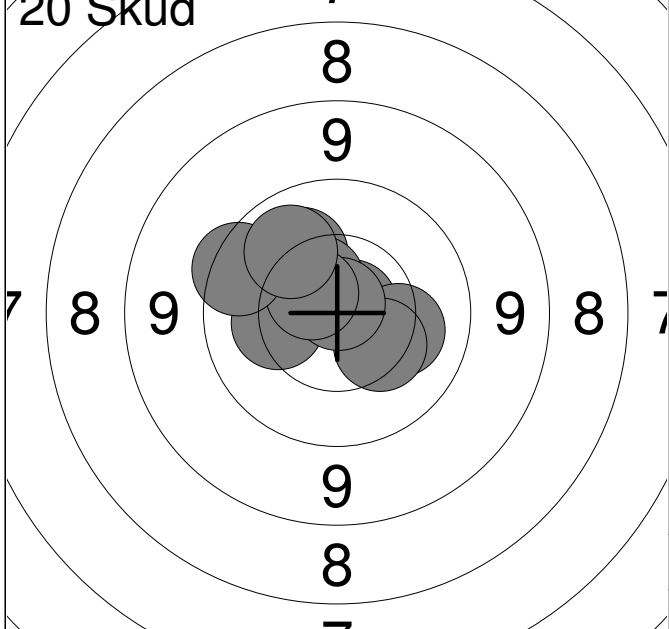


<p>Prøve</p> 	<table style="width:100%; border-collapse: collapse;"> <tr><td style="width:10%;">1:</td><td style="width:40%;">8.9</td><td style="width:50%; text-align:right;">↗</td></tr> <tr><td>2:</td><td>10.2</td><td style="text-align:right;">→</td></tr> <tr><td>3:</td><td>10.0</td><td style="text-align:right;">↗</td></tr> <tr><td>4:</td><td>*10.7</td><td style="text-align:right;">↖</td></tr> <tr><td>5:</td><td>9.9</td><td style="text-align:right;">↗</td></tr> <tr><td>6:</td><td>*10.7</td><td style="text-align:right;">↑</td></tr> <tr><td>7:</td><td>*10.8</td><td style="text-align:right;">↓</td></tr> <tr><td>8:</td><td>10.4</td><td style="text-align:right;">↑</td></tr> <tr><td>9:</td><td>10.4</td><td style="text-align:right;">→</td></tr> <tr><td colspan="2">Serie</td><td style="text-align:right;">87.0</td></tr> <tr><td colspan="2">Total</td><td style="text-align:right;">0.0</td></tr> </table>	1:	8.9	↗	2:	10.2	→	3:	10.0	↗	4:	*10.7	↖	5:	9.9	↗	6:	*10.7	↑	7:	*10.8	↓	8:	10.4	↑	9:	10.4	→	Serie		87.0	Total		0.0
1:	8.9	↗																																
2:	10.2	→																																
3:	10.0	↗																																
4:	*10.7	↖																																
5:	9.9	↗																																
6:	*10.7	↑																																
7:	*10.8	↓																																
8:	10.4	↑																																
9:	10.4	→																																
Serie		87.0																																
Total		0.0																																

<p>20 Skud</p> 	<table style="width:100%; border-collapse: collapse;"> <tr><td style="width:10%;">1:</td><td style="width:40%;">10.6</td><td style="width:50%; text-align:right;">↗</td></tr> <tr><td>2:</td><td>10.1</td><td style="text-align:right;">↑</td></tr> <tr><td>3:</td><td>9.9</td><td style="text-align:right;">↗</td></tr> <tr><td>4:</td><td>10.3</td><td style="text-align:right;">↑</td></tr> <tr><td>5:</td><td>10.4</td><td style="text-align:right;">↗</td></tr> <tr><td>6:</td><td>10.5</td><td style="text-align:right;">↖</td></tr> <tr><td>7:</td><td>10.6</td><td style="text-align:right;">↖</td></tr> <tr><td>8:</td><td>*10.7</td><td style="text-align:right;">↖</td></tr> <tr><td>9:</td><td>9.8</td><td style="text-align:right;">↗</td></tr> <tr><td>10:</td><td>10.1</td><td style="text-align:right;">→</td></tr> <tr><td colspan="2">Serie</td><td style="text-align:right;">98.0</td></tr> <tr><td colspan="2">Total</td><td style="text-align:right;">98.0</td></tr> </table>	1:	10.6	↗	2:	10.1	↑	3:	9.9	↗	4:	10.3	↑	5:	10.4	↗	6:	10.5	↖	7:	10.6	↖	8:	*10.7	↖	9:	9.8	↗	10:	10.1	→	Serie		98.0	Total		98.0
1:	10.6	↗																																			
2:	10.1	↑																																			
3:	9.9	↗																																			
4:	10.3	↑																																			
5:	10.4	↗																																			
6:	10.5	↖																																			
7:	10.6	↖																																			
8:	*10.7	↖																																			
9:	9.8	↗																																			
10:	10.1	→																																			
Serie		98.0																																			
Total		98.0																																			

<p>20 Skud</p> 	<table style="width:100%; border-collapse: collapse;"> <tr><td style="width:10%;">11:</td><td style="width:40%;">*10.8</td><td style="width:50%; text-align:right;">↗</td></tr> <tr><td>12:</td><td>10.3</td><td style="text-align:right;">↖</td></tr> <tr><td>13:</td><td>10.2</td><td style="text-align:right;">↗</td></tr> <tr><td>14:</td><td>10.5</td><td style="text-align:right;">↗</td></tr> <tr><td>15:</td><td>10.2</td><td style="text-align:right;">→</td></tr> <tr><td>16:</td><td>10.3</td><td style="text-align:right;">↘</td></tr> <tr><td>17:</td><td>*10.8</td><td style="text-align:right;">↑</td></tr> <tr><td>18:</td><td>10.6</td><td style="text-align:right;">↗</td></tr> <tr><td>19:</td><td>9.7</td><td style="text-align:right;">↗</td></tr> <tr><td>20:</td><td>10.1</td><td style="text-align:right;">↗</td></tr> <tr><td colspan="2">Serie</td><td style="text-align:right;">99.0</td></tr> <tr><td colspan="2">Total</td><td style="text-align:right;">197.0</td></tr> </table>	11:	*10.8	↗	12:	10.3	↖	13:	10.2	↗	14:	10.5	↗	15:	10.2	→	16:	10.3	↘	17:	*10.8	↑	18:	10.6	↗	19:	9.7	↗	20:	10.1	↗	Serie		99.0	Total		197.0
11:	*10.8	↗																																			
12:	10.3	↖																																			
13:	10.2	↗																																			
14:	10.5	↗																																			
15:	10.2	→																																			
16:	10.3	↘																																			
17:	*10.8	↑																																			
18:	10.6	↗																																			
19:	9.7	↗																																			
20:	10.1	↗																																			
Serie		99.0																																			
Total		197.0																																			

<p>Prøve</p>	<table style="width:100%; border-collapse: collapse;"> <tr><td style="text-align: right;">1:</td><td style="text-align: right;">*10.6</td><td style="text-align: right;">↗</td></tr> <tr><td style="text-align: right;">2:</td><td style="text-align: right;">9.9</td><td style="text-align: right;">↗</td></tr> <tr><td style="text-align: right;">3:</td><td style="text-align: right;">10.4</td><td style="text-align: right;">↗</td></tr> <tr><td style="text-align: right;">4:</td><td style="text-align: right;">*10.8</td><td style="text-align: right;">↗</td></tr> <tr><td style="text-align: right;">5:</td><td style="text-align: right;">10.4</td><td style="text-align: right;">←</td></tr> <tr><td style="text-align: right;">6:</td><td style="text-align: right;">10.2</td><td style="text-align: right;">↗</td></tr> <tr><td style="text-align: right;">7:</td><td style="text-align: right;">*10.6</td><td style="text-align: right;">↗</td></tr> <tr><td style="text-align: right;">8:</td><td style="text-align: right;">*10.6</td><td style="text-align: right;">↘</td></tr> </table> <table border="1" style="width:100%; border-collapse: collapse; margin-top: 5px;"> <tr> <td style="width:80%;">Serie</td> <td style="text-align: right;">79.0</td> </tr> <tr> <td>Total</td> <td style="text-align: right;">0.0</td> </tr> </table>	1:	*10.6	↗	2:	9.9	↗	3:	10.4	↗	4:	*10.8	↗	5:	10.4	←	6:	10.2	↗	7:	*10.6	↗	8:	*10.6	↘	Serie	79.0	Total	0.0
1:	*10.6	↗																											
2:	9.9	↗																											
3:	10.4	↗																											
4:	*10.8	↗																											
5:	10.4	←																											
6:	10.2	↗																											
7:	*10.6	↗																											
8:	*10.6	↘																											
Serie	79.0																												
Total	0.0																												

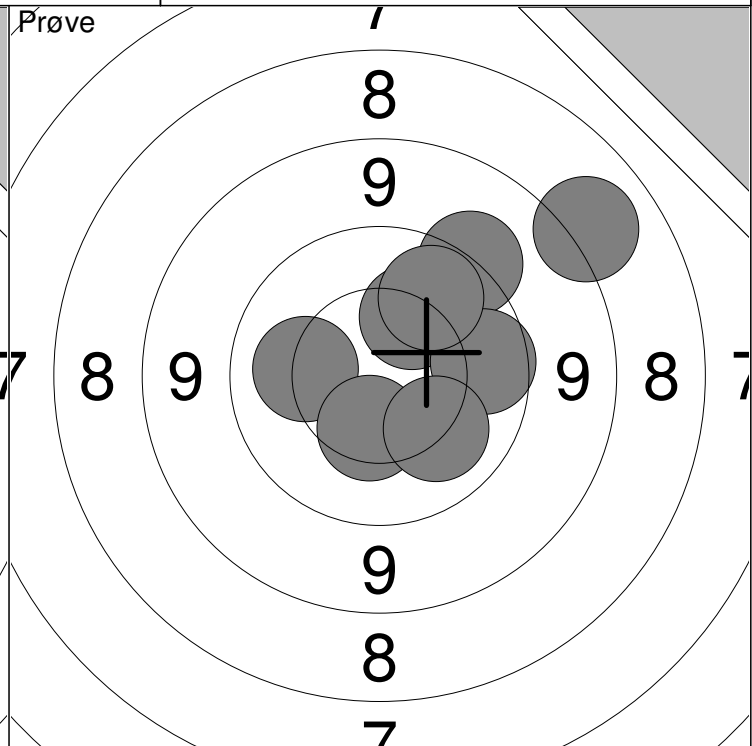
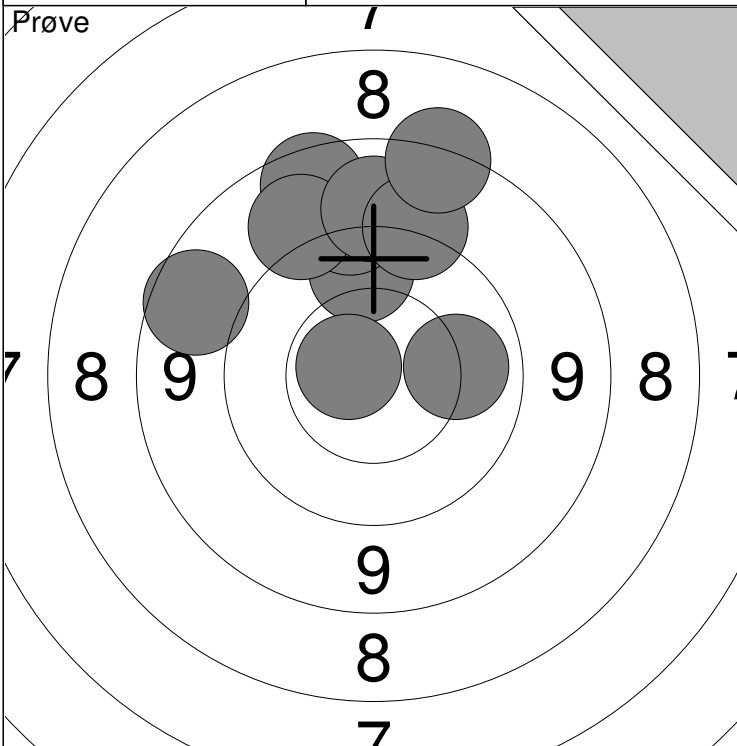
<p>20 Skud</p>	<table style="width:100%; border-collapse: collapse;"> <tr><td style="text-align: right;">1:</td><td style="text-align: right;">*10.7</td><td style="text-align: right;">↗</td></tr> <tr><td style="text-align: right;">2:</td><td style="text-align: right;">*10.6</td><td style="text-align: right;">→</td></tr> <tr><td style="text-align: right;">3:</td><td style="text-align: right;">*10.5</td><td style="text-align: right;">↘</td></tr> <tr><td style="text-align: right;">4:</td><td style="text-align: right;">*10.8</td><td style="text-align: right;">↖</td></tr> <tr><td style="text-align: right;">5:</td><td style="text-align: right;">10.4</td><td style="text-align: right;">↗</td></tr> <tr><td style="text-align: right;">6:</td><td style="text-align: right;">*10.5</td><td style="text-align: right;">↘</td></tr> <tr><td style="text-align: right;">7:</td><td style="text-align: right;">*10.5</td><td style="text-align: right;">↗</td></tr> <tr><td style="text-align: right;">8:</td><td style="text-align: right;">*10.6</td><td style="text-align: right;">↘</td></tr> <tr><td style="text-align: right;">9:</td><td style="text-align: right;">9.9</td><td style="text-align: right;">↗</td></tr> <tr><td style="text-align: right;">10:</td><td style="text-align: right;">10.2</td><td style="text-align: right;">↘</td></tr> </table> <table border="1" style="width:100%; border-collapse: collapse; margin-top: 5px;"> <tr> <td style="width:80%;">Serie</td> <td style="text-align: right;">99.0</td> </tr> <tr> <td>Total</td> <td style="text-align: right;">99.0</td> </tr> </table>	1:	*10.7	↗	2:	*10.6	→	3:	*10.5	↘	4:	*10.8	↖	5:	10.4	↗	6:	*10.5	↘	7:	*10.5	↗	8:	*10.6	↘	9:	9.9	↗	10:	10.2	↘	Serie	99.0	Total	99.0
1:	*10.7	↗																																	
2:	*10.6	→																																	
3:	*10.5	↘																																	
4:	*10.8	↖																																	
5:	10.4	↗																																	
6:	*10.5	↘																																	
7:	*10.5	↗																																	
8:	*10.6	↘																																	
9:	9.9	↗																																	
10:	10.2	↘																																	
Serie	99.0																																		
Total	99.0																																		

<p>20 Skud</p>	<table style="width:100%; border-collapse: collapse;"> <tr><td style="text-align: right;">11:</td><td style="text-align: right;">10.0</td><td style="text-align: right;">↘</td></tr> <tr><td style="text-align: right;">12:</td><td style="text-align: right;">9.8</td><td style="text-align: right;">→</td></tr> <tr><td style="text-align: right;">13:</td><td style="text-align: right;">10.2</td><td style="text-align: right;">→</td></tr> <tr><td style="text-align: right;">14:</td><td style="text-align: right;">*10.6</td><td style="text-align: right;">↖</td></tr> <tr><td style="text-align: right;">15:</td><td style="text-align: right;">9.8</td><td style="text-align: right;">↘</td></tr> <tr><td style="text-align: right;">16:</td><td style="text-align: right;">9.9</td><td style="text-align: right;">←</td></tr> <tr><td style="text-align: right;">17:</td><td style="text-align: right;">*10.6</td><td style="text-align: right;">↘</td></tr> <tr><td style="text-align: right;">18:</td><td style="text-align: right;">10.3</td><td style="text-align: right;">↗</td></tr> <tr><td style="text-align: right;">19:</td><td style="text-align: right;">*10.5</td><td style="text-align: right;">↗</td></tr> <tr><td style="text-align: right;">20:</td><td style="text-align: right;">*10.5</td><td style="text-align: right;">↗</td></tr> </table> <table border="1" style="width:100%; border-collapse: collapse; margin-top: 5px;"> <tr> <td style="width:80%;">Serie</td> <td style="text-align: right;">97.0</td> </tr> <tr> <td>Total</td> <td style="text-align: right;">196.0</td> </tr> </table>	11:	10.0	↘	12:	9.8	→	13:	10.2	→	14:	*10.6	↖	15:	9.8	↘	16:	9.9	←	17:	*10.6	↘	18:	10.3	↗	19:	*10.5	↗	20:	*10.5	↗	Serie	97.0	Total	196.0
11:	10.0	↘																																	
12:	9.8	→																																	
13:	10.2	→																																	
14:	*10.6	↖																																	
15:	9.8	↘																																	
16:	9.9	←																																	
17:	*10.6	↘																																	
18:	10.3	↗																																	
19:	*10.5	↗																																	
20:	*10.5	↗																																	
Serie	97.0																																		
Total	196.0																																		

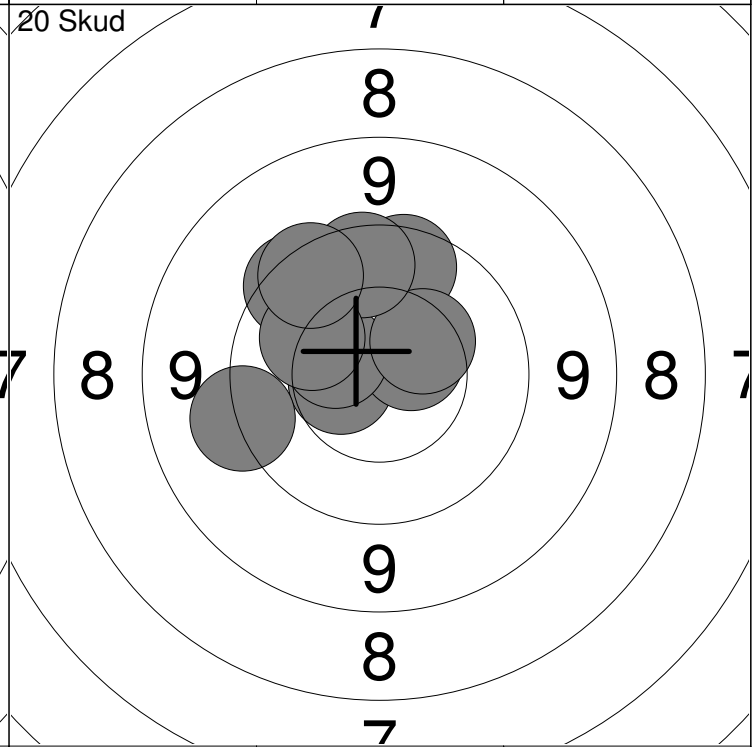
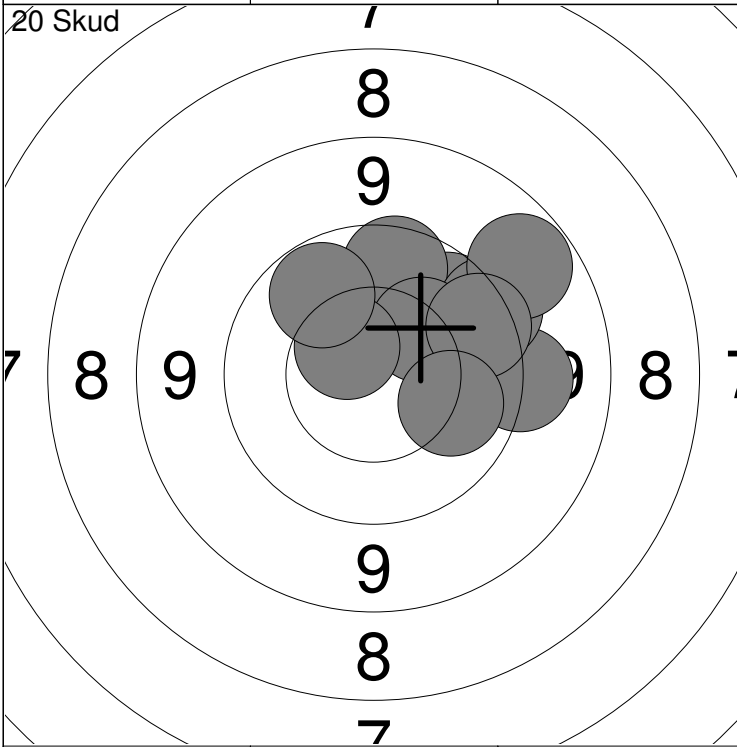
<p>Prøve</p>	<table style="width:100%; border-collapse: collapse;"> <tr><td style="text-align:right;">1:</td><td style="text-align:left;">9.7</td><td style="text-align:right;">↗</td></tr> <tr><td style="text-align:right;">2:</td><td style="text-align:left;">*10.5</td><td style="text-align:right;">↗</td></tr> <tr><td style="text-align:right;">3:</td><td style="text-align:left;">*10.7</td><td style="text-align:right;">↘</td></tr> <tr><td style="text-align:right;">4:</td><td style="text-align:left;">*10.9</td><td style="text-align:right;">↘</td></tr> <tr><td style="text-align:right;">5:</td><td style="text-align:left;">*10.6</td><td style="text-align:right;">←</td></tr> </table> <hr/> <table style="width:100%; border-collapse: collapse;"> <tr> <td style="width:80%;">Serie</td> <td style="text-align:right;">49.0</td> </tr> <tr> <td>Total</td> <td style="text-align:right;">0.0</td> </tr> </table>	1:	9.7	↗	2:	*10.5	↗	3:	*10.7	↘	4:	*10.9	↘	5:	*10.6	←	Serie	49.0	Total	0.0
1:	9.7	↗																		
2:	*10.5	↗																		
3:	*10.7	↘																		
4:	*10.9	↘																		
5:	*10.6	←																		
Serie	49.0																			
Total	0.0																			

<p>20 Skud</p>	<table style="width:100%; border-collapse: collapse;"> <tr><td style="text-align:right;">1:</td><td style="text-align:left;">10.2</td><td style="text-align:right;">←</td></tr> <tr><td style="text-align:right;">2:</td><td style="text-align:left;">*10.8</td><td style="text-align:right;">↗</td></tr> <tr><td style="text-align:right;">3:</td><td style="text-align:left;">10.4</td><td style="text-align:right;">→</td></tr> <tr><td style="text-align:right;">4:</td><td style="text-align:left;">10.4</td><td style="text-align:right;">→</td></tr> <tr><td style="text-align:right;">5:</td><td style="text-align:left;">*10.5</td><td style="text-align:right;">↖</td></tr> <tr><td style="text-align:right;">6:</td><td style="text-align:left;">*10.6</td><td style="text-align:right;">↘</td></tr> <tr><td style="text-align:right;">7:</td><td style="text-align:left;">*10.8</td><td style="text-align:right;">↘</td></tr> <tr><td style="text-align:right;">8:</td><td style="text-align:left;">*10.8</td><td style="text-align:right;">↘</td></tr> <tr><td style="text-align:right;">9:</td><td style="text-align:left;">10.3</td><td style="text-align:right;">←</td></tr> <tr><td style="text-align:right;">10:</td><td style="text-align:left;">*10.6</td><td style="text-align:right;">↘</td></tr> </table> <hr/> <table style="width:100%; border-collapse: collapse;"> <tr> <td style="width:80%;">Serie</td> <td style="text-align:right;">100.0</td> </tr> <tr> <td>Total</td> <td style="text-align:right;">100.0</td> </tr> </table>	1:	10.2	←	2:	*10.8	↗	3:	10.4	→	4:	10.4	→	5:	*10.5	↖	6:	*10.6	↘	7:	*10.8	↘	8:	*10.8	↘	9:	10.3	←	10:	*10.6	↘	Serie	100.0	Total	100.0
1:	10.2	←																																	
2:	*10.8	↗																																	
3:	10.4	→																																	
4:	10.4	→																																	
5:	*10.5	↖																																	
6:	*10.6	↘																																	
7:	*10.8	↘																																	
8:	*10.8	↘																																	
9:	10.3	←																																	
10:	*10.6	↘																																	
Serie	100.0																																		
Total	100.0																																		

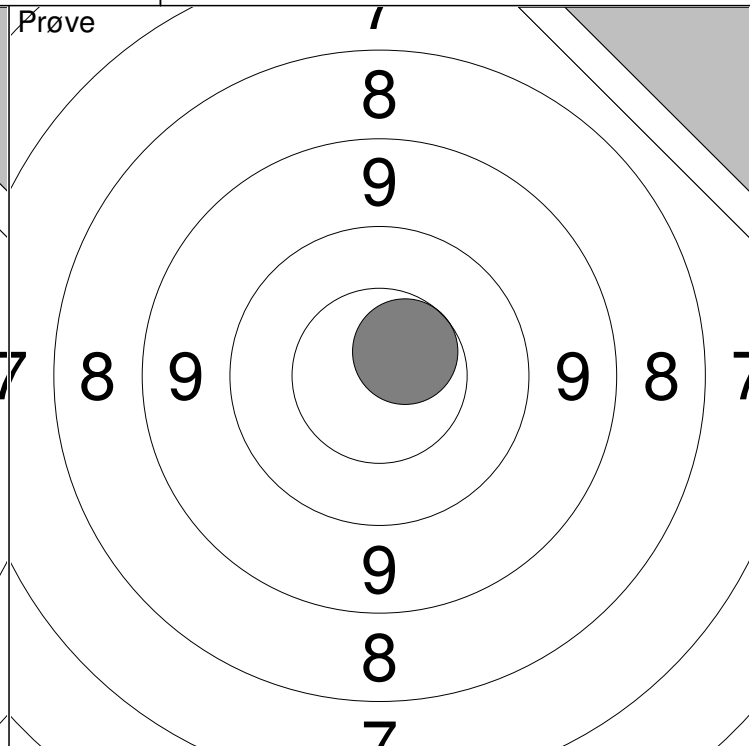
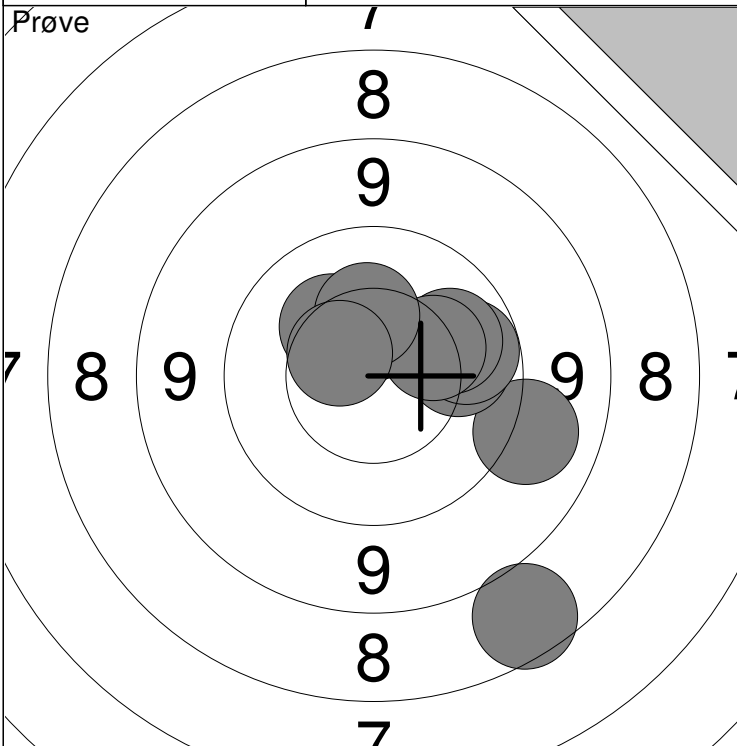
<p>20 Skud</p>	<table style="width:100%; border-collapse: collapse;"> <tr><td style="text-align:right;">11:</td><td style="text-align:left;">*10.8</td><td style="text-align:right;">↗</td></tr> <tr><td style="text-align:right;">12:</td><td style="text-align:left;">10.2</td><td style="text-align:right;">↘</td></tr> <tr><td style="text-align:right;">13:</td><td style="text-align:left;">*10.6</td><td style="text-align:right;">↘</td></tr> <tr><td style="text-align:right;">14:</td><td style="text-align:left;">9.7</td><td style="text-align:right;">↘</td></tr> <tr><td style="text-align:right;">15:</td><td style="text-align:left;">*10.6</td><td style="text-align:right;">↖</td></tr> <tr><td style="text-align:right;">16:</td><td style="text-align:left;">10.4</td><td style="text-align:right;">←</td></tr> <tr><td style="text-align:right;">17:</td><td style="text-align:left;">*10.7</td><td style="text-align:right;">↗</td></tr> <tr><td style="text-align:right;">18:</td><td style="text-align:left;">*10.8</td><td style="text-align:right;">↘</td></tr> <tr><td style="text-align:right;">19:</td><td style="text-align:left;">*10.9</td><td style="text-align:right;">↘</td></tr> <tr><td style="text-align:right;">20:</td><td style="text-align:left;">10.4</td><td style="text-align:right;">↘</td></tr> </table> <hr/> <table style="width:100%; border-collapse: collapse;"> <tr> <td style="width:80%;">Serie</td> <td style="text-align:right;">99.0</td> </tr> <tr> <td>Total</td> <td style="text-align:right;">199.0</td> </tr> </table>	11:	*10.8	↗	12:	10.2	↘	13:	*10.6	↘	14:	9.7	↘	15:	*10.6	↖	16:	10.4	←	17:	*10.7	↗	18:	*10.8	↘	19:	*10.9	↘	20:	10.4	↘	Serie	99.0	Total	199.0
11:	*10.8	↗																																	
12:	10.2	↘																																	
13:	*10.6	↘																																	
14:	9.7	↘																																	
15:	*10.6	↖																																	
16:	10.4	←																																	
17:	*10.7	↗																																	
18:	*10.8	↘																																	
19:	*10.9	↘																																	
20:	10.4	↘																																	
Serie	99.0																																		
Total	199.0																																		



1: 9.8 ↑	6: *10.7 ↙	Serie	89.0	11: 9.4 ↗	16: 10.0 ↗	Serie	76.0
2: 9.3 ↑	7: 9.1 ↑			12: 10.3 ↗	17: 10.4 ↓		
3: 8.9 ↙	8: 9.3 ↑	Total	0.0	13: 8.2 ↗	18: 10.1 ↓	Total	0.0
4: 8.8 ↑	9: 8.5 ↑			14: 10.2 ↙	15: 9.9 →		
5: 9.2 ↗	10: 10.1 →						

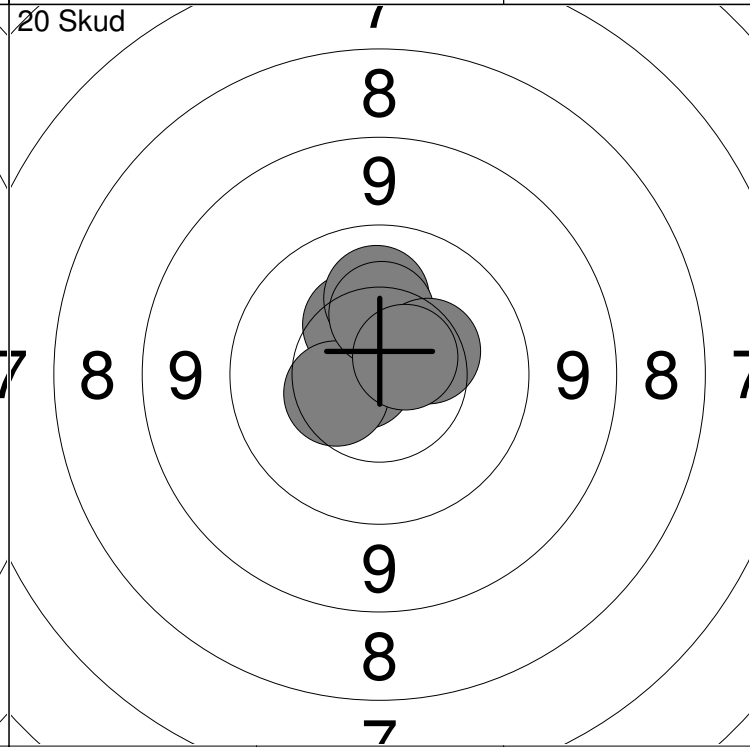
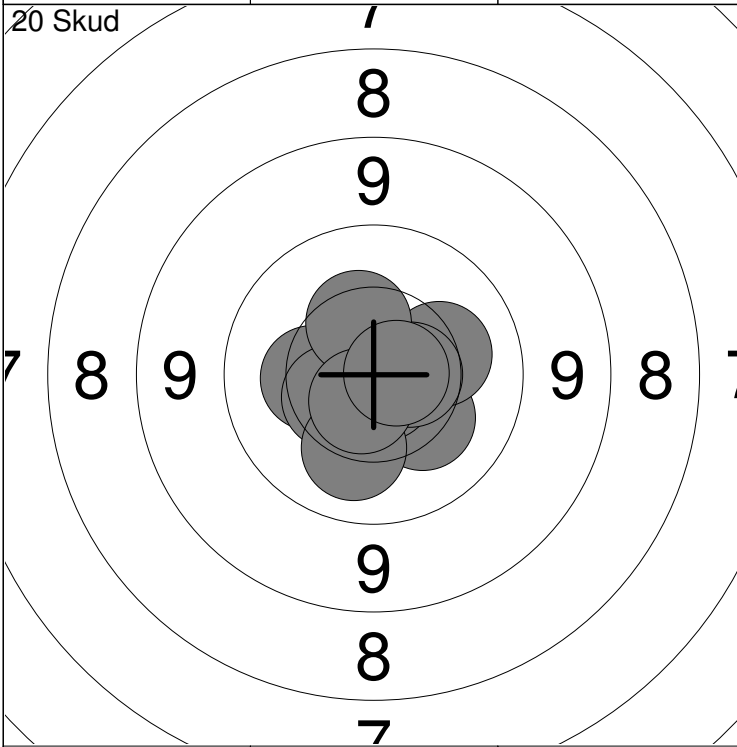


1: 9.4 →	6: 10.5 ↗	Serie	94.0	11: 10.5 ↙	16: 10.4 ↗	Serie	95.0
2: 9.9 ↗	7: 10.0 ↗			12: 9.8 ↑	17: 9.8 ↑		
3: 9.8 ↑	8: 9.0 ↗	Total	94.0	13: 10.6 ↗	18: 9.4 ↙	Total	189.0
4: 9.5 ↗	9: 9.7 ↗			14: 9.7 ↙	19: 10.2 ↙		
5: 10.3 ↗	10: 10.1 →						
				15: 10.5 ↙	20: 9.7 ↗		



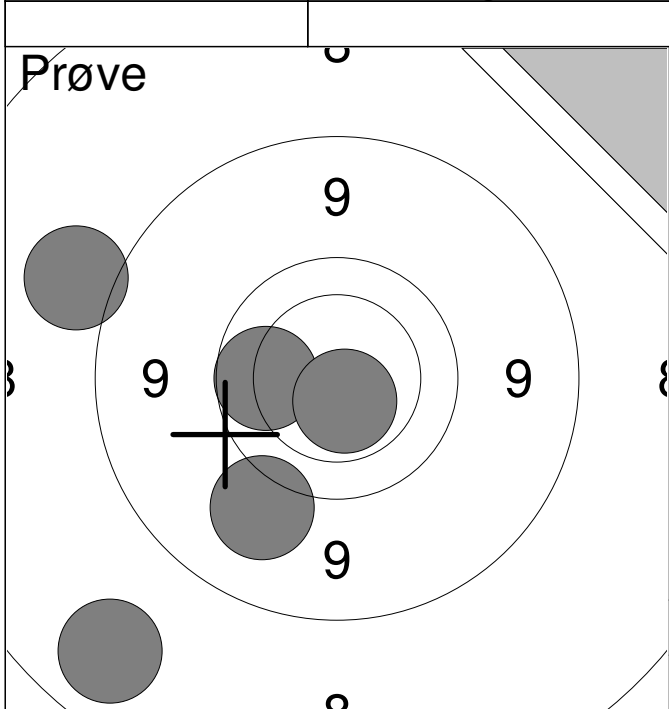
1: 7.8 ↘	6: 10.3 ↗	Serie	96.0
2: 9.2 ↘	7: 10.1 →		
3: 10.1 →	8: 10.3 →	Total	0.0
4: 10.0 →	9: 10.3 ↑		
5: 10.5 ↑	10: 10.5 ↖		

11: 10.6 ↗	Serie	10.0
	Total	0.0

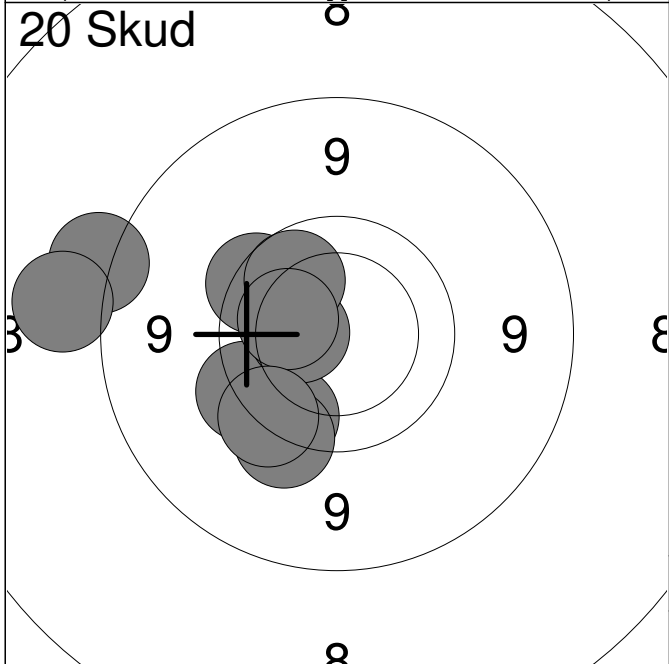


1: 10.3 ↘	6: 10.2 →	Serie	100.0
2: 10.3 ←	7: 10.6 →		
3: 10.5 ←	8: 10.4 ↑	Total	100.0
4: *10.8 ↘	9: *10.7 ↘		
5: 10.2 ↘	10: *10.7 →		

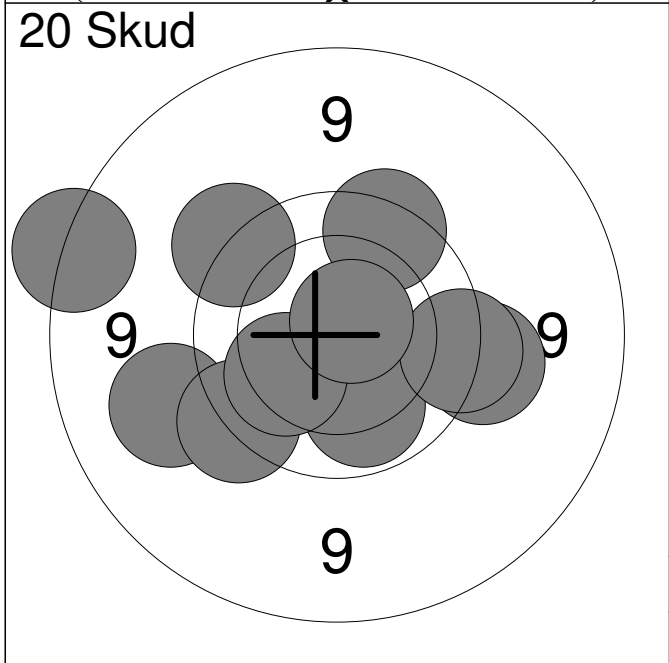
11: *10.7 ↑	16: 10.2 ↑	Serie	100.0
12: *10.6 ↗	17: 10.5 ↙		
13: *10.8 ←	18: 10.3 ↑	Total	200.0
14: 10.5 ↖	19: 10.4 →		
15: 10.4 ↖	20: *10.6 ↗		



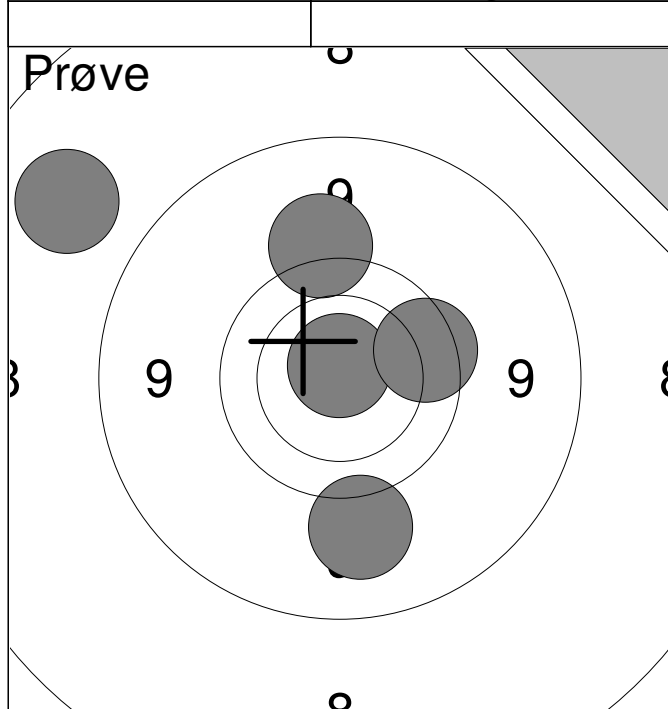
1:	8.1	↙
2:	8.5	↖
3:	9.9	←
4:	9.3	↙
5:	*10.6	↘
Serie		44.0
Total		0.0



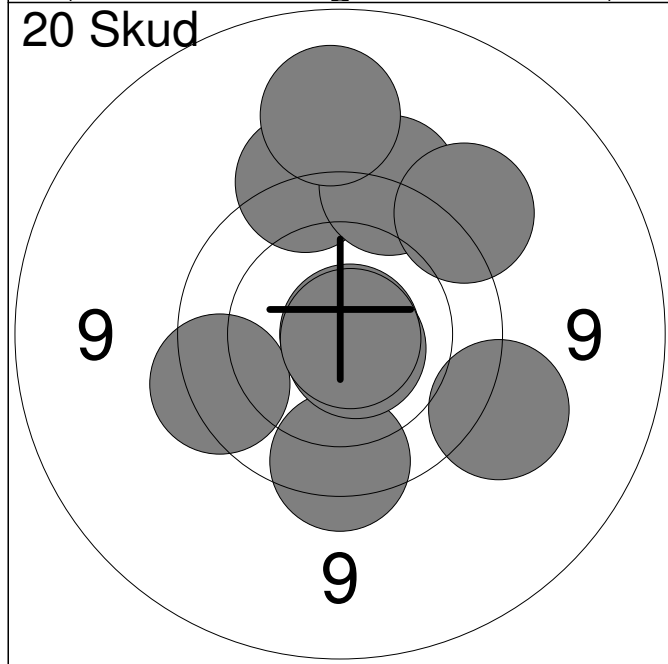
1:	9.7	↙
2:	9.6	↖
3:	9.7	↗
4:	10.4	←
5:	9.9	↗
6:	8.6	↖
7:	10.2	↖
8:	9.5	↙
9:	9.6	↙
10:	8.5	←
Serie		90.0
Total		90.0



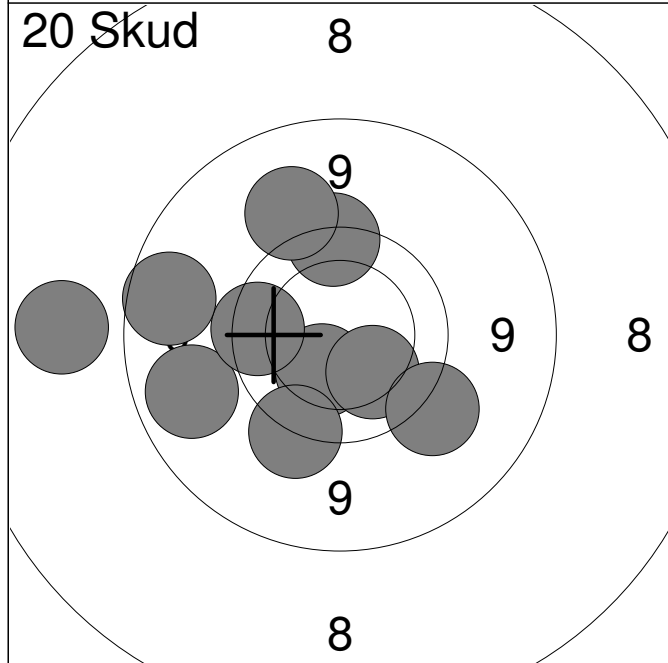
11:	9.3	←
12:	9.6	↙
13:	10.0	↘
14:	8.7	↖
15:	9.5	→
16:	9.7	↗
17:	9.6	→
18:	10.2	↙
19:	*10.7	↗
20:	9.6	↖
Serie		92.0
Total		182.0



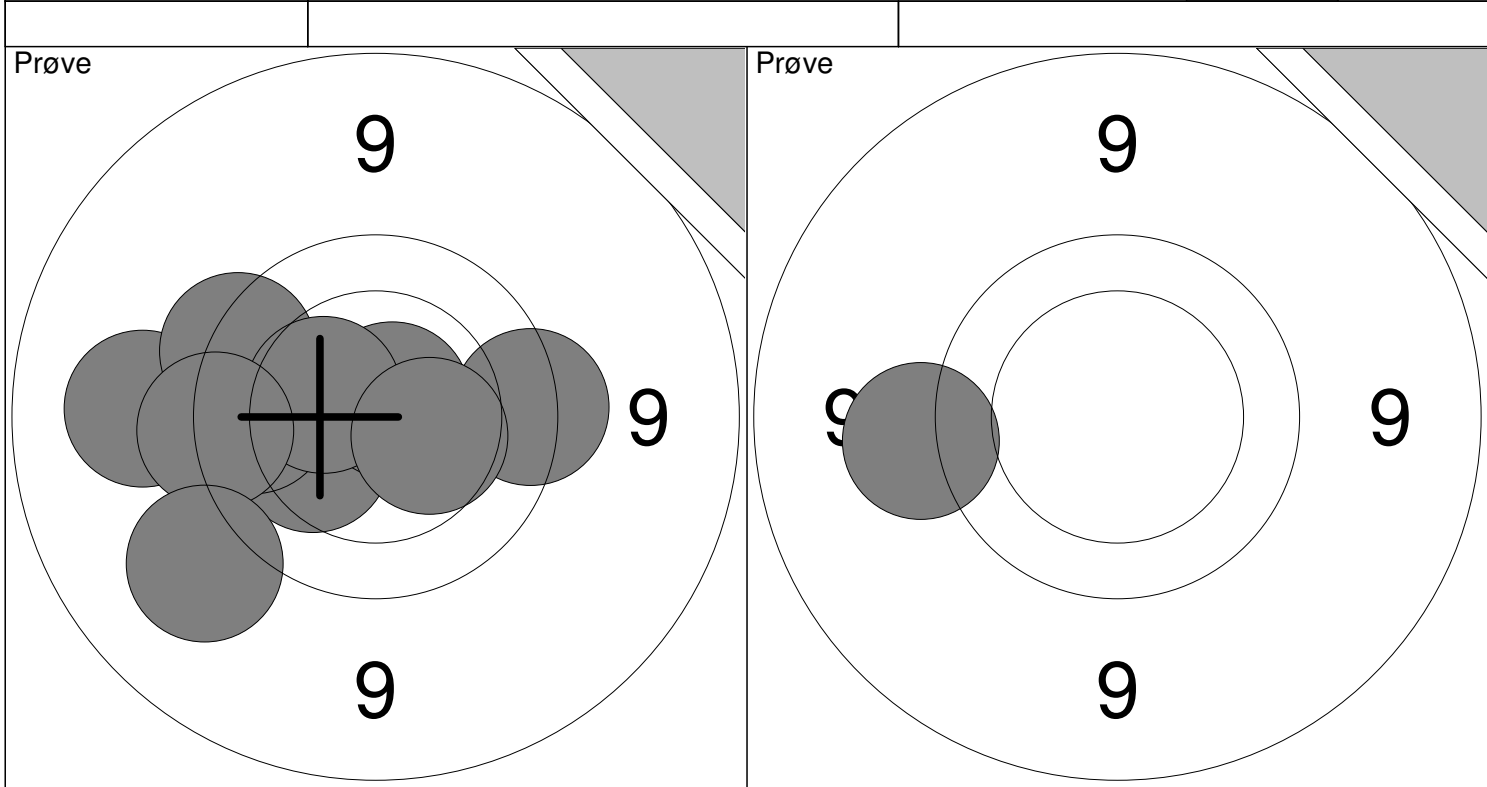
1:	9.3	↓
2:	9.4	↑
3:	*10.8	↑
4:	9.8	→
5:	8.2	↖
Serie		45.0
Total		0.0



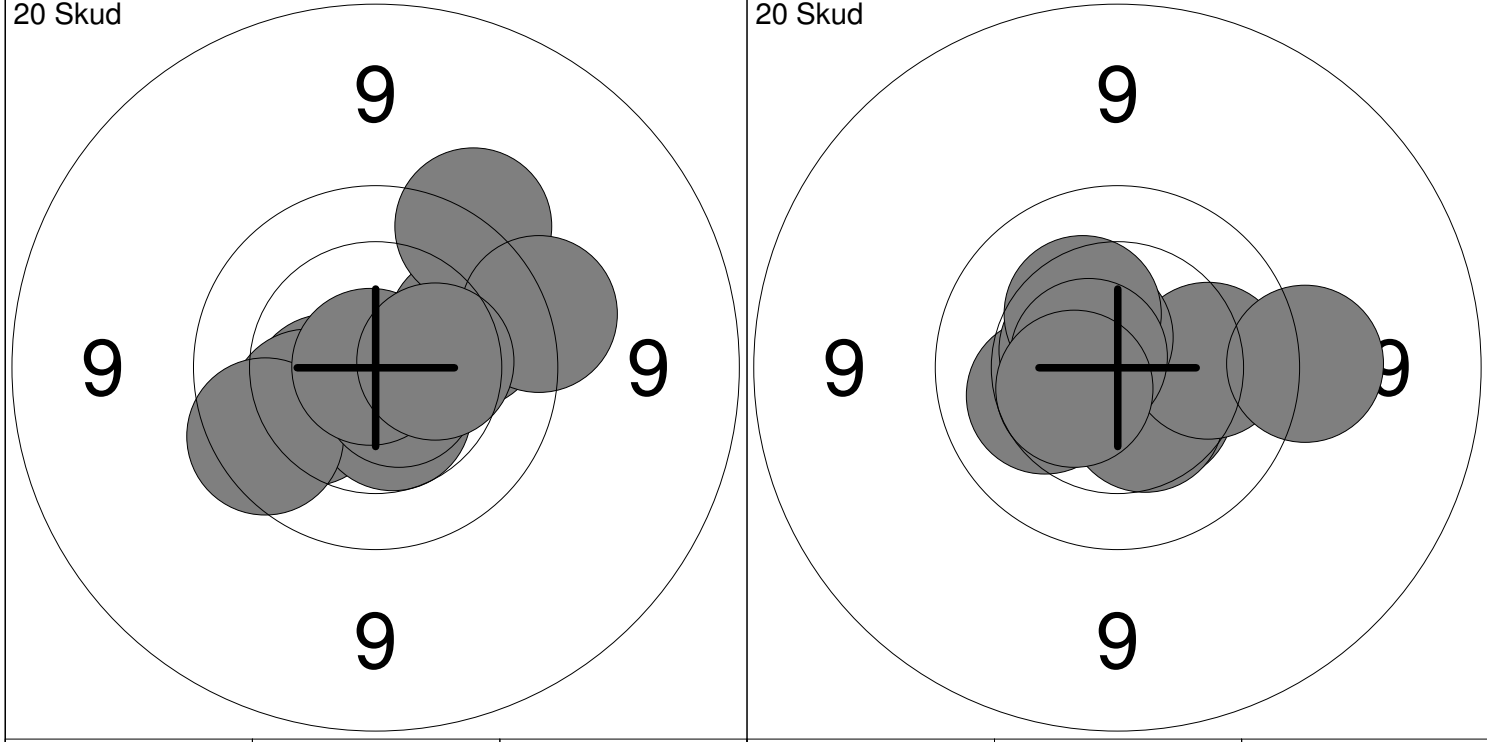
1:	9.6	↑
2:	9.7	↓
3:	9.7	←
4:	9.6	↑
5:	*10.7	↓
6:	*10.8	→
7:	9.4	→
8:	9.2	↑
9:	*10.8	→
10:	9.5	↗
Serie		93.0
Total		93.0



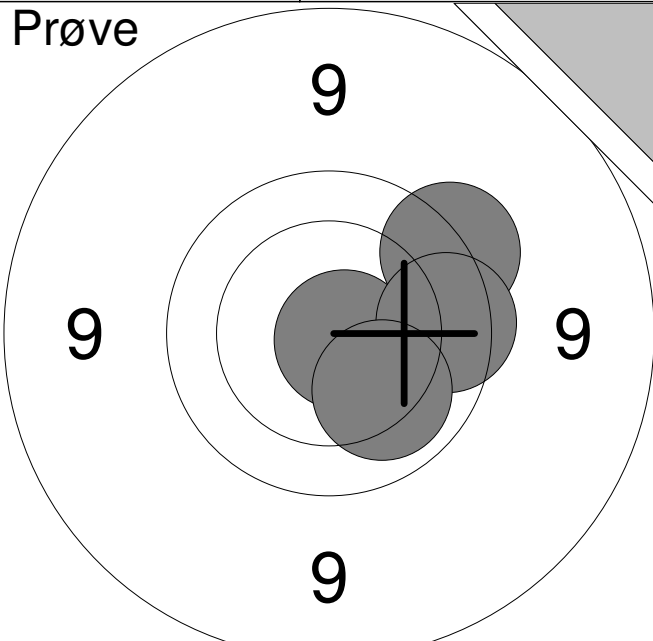
11:	10.3	↙
12:	9.6	↑
13:	9.0	←
14:	9.3	↑
15:	8.3	←
16:	9.8	←
17:	10.1	↓
18:	9.4	↓
19:	8.9	←
20:	9.5	↙
Serie		90.0
Total		183.0

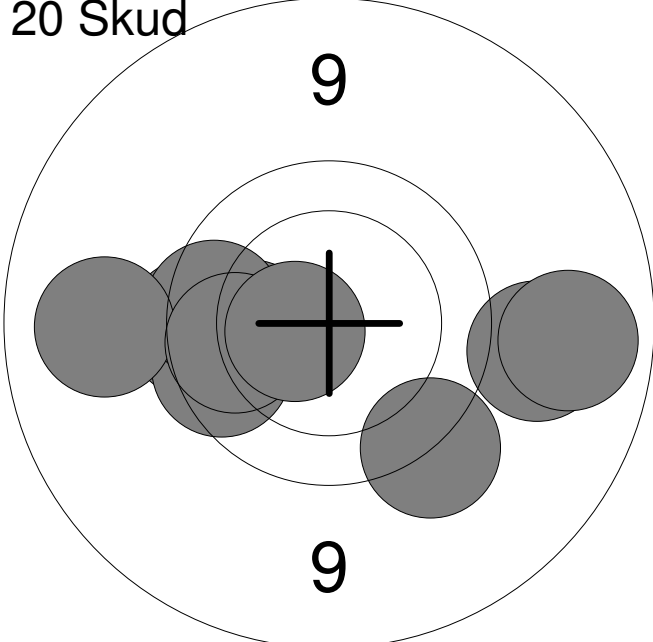


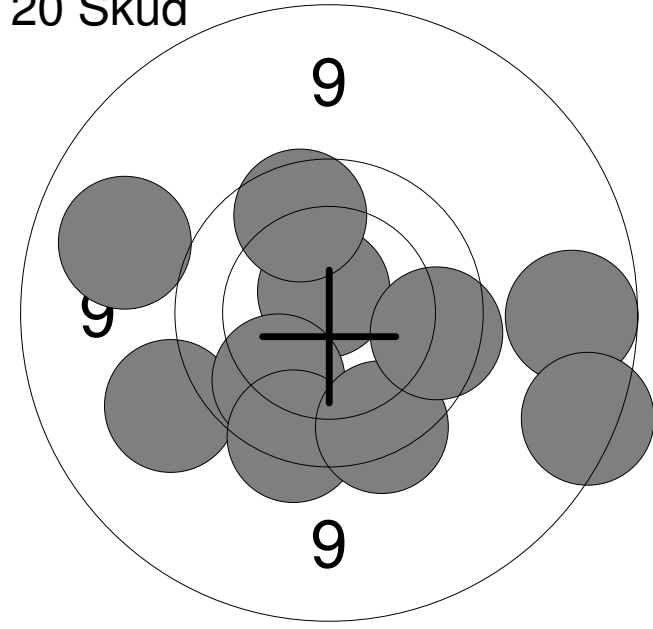
1: 10.2 ←	6: *10.7 ↗	Serie	94.0	11: 9.4 ←	Serie	9.0
2: 9.2 ←	7: 10.4 ←			Total		
3: 9.8 ←	8: 9.6 ←					
4: 9.7 ↖	9: 10.4 →					
5: 9.7 →	10: 9.3 ↙					



1: 10.4 ←	6: 10.5 ↓	Serie	97.0	11: 10.4 ↓	16: 9.5 →	Serie	99.0
2: 10.2 ←	7: 9.8 ←			Total	97.0		
3: 10.0 →	8: *10.6 ↓					13: 10.4 ↓	18: 10.3 ↗
4: 9.6 ↗	9: *10.9 ←			14: 10.1 →	19: *10.7 ↖		
5: 9.6 →	10: 10.4 →			15: *10.6 ↗	20: 10.5 ←		

<p>Prøve</p> 	<table style="width:100%; border-collapse: collapse;"> <tr><td style="width:10%;">1:</td><td style="width:40%;">*10.8</td><td style="width:50%; text-align: right;">↘</td></tr> <tr><td>2:</td><td>9.6</td><td style="text-align: right;">↗</td></tr> <tr><td>3:</td><td>9.8</td><td style="text-align: right;">→</td></tr> <tr><td>4:</td><td>10.1</td><td style="text-align: right;">↘</td></tr> </table> <hr/> <table style="width:100%; border-collapse: collapse;"> <tr> <td style="width:10%;">Serie</td> <td style="width:40%;"></td> <td style="width:50%; text-align: right;">38.0</td> </tr> <tr> <td>Total</td> <td></td> <td style="text-align: right;">0.0</td> </tr> </table>	1:	*10.8	↘	2:	9.6	↗	3:	9.8	→	4:	10.1	↘	Serie		38.0	Total		0.0
1:	*10.8	↘																	
2:	9.6	↗																	
3:	9.8	→																	
4:	10.1	↘																	
Serie		38.0																	
Total		0.0																	

<p>20 Skud</p> 	<table style="width:100%; border-collapse: collapse;"> <tr><td style="width:10%;">1:</td><td style="width:40%;">9.5</td><td style="width:50%; text-align: right;">↘</td></tr> <tr><td>2:</td><td>9.7</td><td style="text-align: right;">←</td></tr> <tr><td>3:</td><td>10.1</td><td style="text-align: right;">←</td></tr> <tr><td>4:</td><td>9.2</td><td style="text-align: right;">→</td></tr> <tr><td>5:</td><td>9.8</td><td style="text-align: right;">←</td></tr> <tr><td>6:</td><td>9.8</td><td style="text-align: right;">←</td></tr> <tr><td>7:</td><td>9.1</td><td style="text-align: right;">←</td></tr> <tr><td>8:</td><td>9.9</td><td style="text-align: right;">←</td></tr> <tr><td>9:</td><td>*10.6</td><td style="text-align: right;">←</td></tr> <tr><td>10:</td><td>9.0</td><td style="text-align: right;">→</td></tr> </table> <hr/> <table style="width:100%; border-collapse: collapse;"> <tr> <td style="width:10%;">Serie</td> <td style="width:40%;"></td> <td style="width:50%; text-align: right;">92.0</td> </tr> <tr> <td>Total</td> <td></td> <td style="text-align: right;">92.0</td> </tr> </table>	1:	9.5	↘	2:	9.7	←	3:	10.1	←	4:	9.2	→	5:	9.8	←	6:	9.8	←	7:	9.1	←	8:	9.9	←	9:	*10.6	←	10:	9.0	→	Serie		92.0	Total		92.0
1:	9.5	↘																																			
2:	9.7	←																																			
3:	10.1	←																																			
4:	9.2	→																																			
5:	9.8	←																																			
6:	9.8	←																																			
7:	9.1	←																																			
8:	9.9	←																																			
9:	*10.6	←																																			
10:	9.0	→																																			
Serie		92.0																																			
Total		92.0																																			

<p>20 Skud</p> 	<table style="width:100%; border-collapse: collapse;"> <tr><td style="width:10%;">11:</td><td style="width:40%;">9.1</td><td style="width:50%; text-align: right;">←</td></tr> <tr><td>12:</td><td>*10.7</td><td style="text-align: right;">↑</td></tr> <tr><td>13:</td><td>9.3</td><td style="text-align: right;">←</td></tr> <tr><td>14:</td><td>10.0</td><td style="text-align: right;">↘</td></tr> <tr><td>15:</td><td>9.7</td><td style="text-align: right;">↘</td></tr> <tr><td>16:</td><td>9.7</td><td style="text-align: right;">↘</td></tr> <tr><td>17:</td><td>9.8</td><td style="text-align: right;">→</td></tr> <tr><td>18:</td><td>8.9</td><td style="text-align: right;">→</td></tr> <tr><td>19:</td><td>8.8</td><td style="text-align: right;">↘</td></tr> <tr><td>20:</td><td>9.9</td><td style="text-align: right;">↑</td></tr> </table> <hr/> <table style="width:100%; border-collapse: collapse;"> <tr> <td style="width:10%;">Serie</td> <td style="width:40%;"></td> <td style="width:50%; text-align: right;">90.0</td> </tr> <tr> <td>Total</td> <td></td> <td style="text-align: right;">182.0</td> </tr> </table>	11:	9.1	←	12:	*10.7	↑	13:	9.3	←	14:	10.0	↘	15:	9.7	↘	16:	9.7	↘	17:	9.8	→	18:	8.9	→	19:	8.8	↘	20:	9.9	↑	Serie		90.0	Total		182.0
11:	9.1	←																																			
12:	*10.7	↑																																			
13:	9.3	←																																			
14:	10.0	↘																																			
15:	9.7	↘																																			
16:	9.7	↘																																			
17:	9.8	→																																			
18:	8.9	→																																			
19:	8.8	↘																																			
20:	9.9	↑																																			
Serie		90.0																																			
Total		182.0																																			

<p>Prøve</p>	<table style="width:100%; border-collapse: collapse;"> <tr><td style="text-align: right;">1:</td><td style="text-align: right;">9.9</td><td style="text-align: right;">→</td></tr> <tr><td style="text-align: right;">2:</td><td style="text-align: right;">*10.9</td><td style="text-align: right;">↗</td></tr> <tr><td style="text-align: right;">3:</td><td style="text-align: right;">10.1</td><td style="text-align: right;">↘</td></tr> <tr><td style="text-align: right;">4:</td><td style="text-align: right;">10.2</td><td style="text-align: right;">↘</td></tr> <tr><td style="text-align: right;">5:</td><td style="text-align: right;">10.2</td><td style="text-align: right;">→</td></tr> <tr><td style="text-align: right;">6:</td><td style="text-align: right;">*10.6</td><td style="text-align: right;">↗</td></tr> <tr><td style="text-align: right;">7:</td><td style="text-align: right;">*10.7</td><td style="text-align: right;">↗</td></tr> </table> <table border="1" style="width:100%; border-collapse: collapse; margin-top: 5px;"> <tr> <td style="width:80%;">Serie</td> <td style="text-align: right;">69.0</td> </tr> <tr> <td>Total</td> <td style="text-align: right;">0.0</td> </tr> </table>	1:	9.9	→	2:	*10.9	↗	3:	10.1	↘	4:	10.2	↘	5:	10.2	→	6:	*10.6	↗	7:	*10.7	↗	Serie	69.0	Total	0.0
1:	9.9	→																								
2:	*10.9	↗																								
3:	10.1	↘																								
4:	10.2	↘																								
5:	10.2	→																								
6:	*10.6	↗																								
7:	*10.7	↗																								
Serie	69.0																									
Total	0.0																									

<p>20 Skud</p>	<table style="width:100%; border-collapse: collapse;"> <tr><td style="text-align: right;">1:</td><td style="text-align: right;">10.3</td><td style="text-align: right;">↙</td></tr> <tr><td style="text-align: right;">2:</td><td style="text-align: right;">10.3</td><td style="text-align: right;">←</td></tr> <tr><td style="text-align: right;">3:</td><td style="text-align: right;">*10.6</td><td style="text-align: right;">←</td></tr> <tr><td style="text-align: right;">4:</td><td style="text-align: right;">10.0</td><td style="text-align: right;">↘</td></tr> <tr><td style="text-align: right;">5:</td><td style="text-align: right;">10.4</td><td style="text-align: right;">↙</td></tr> <tr><td style="text-align: right;">6:</td><td style="text-align: right;">*10.8</td><td style="text-align: right;">←</td></tr> <tr><td style="text-align: right;">7:</td><td style="text-align: right;">10.3</td><td style="text-align: right;">→</td></tr> <tr><td style="text-align: right;">8:</td><td style="text-align: right;">10.5</td><td style="text-align: right;">↗</td></tr> <tr><td style="text-align: right;">9:</td><td style="text-align: right;">9.9</td><td style="text-align: right;">↓</td></tr> <tr><td style="text-align: right;">10:</td><td style="text-align: right;">10.1</td><td style="text-align: right;">←</td></tr> </table> <table border="1" style="width:100%; border-collapse: collapse; margin-top: 5px;"> <tr> <td style="width:80%;">Serie</td> <td style="text-align: right;">99.0</td> </tr> <tr> <td>Total</td> <td style="text-align: right;">99.0</td> </tr> </table>	1:	10.3	↙	2:	10.3	←	3:	*10.6	←	4:	10.0	↘	5:	10.4	↙	6:	*10.8	←	7:	10.3	→	8:	10.5	↗	9:	9.9	↓	10:	10.1	←	Serie	99.0	Total	99.0
1:	10.3	↙																																	
2:	10.3	←																																	
3:	*10.6	←																																	
4:	10.0	↘																																	
5:	10.4	↙																																	
6:	*10.8	←																																	
7:	10.3	→																																	
8:	10.5	↗																																	
9:	9.9	↓																																	
10:	10.1	←																																	
Serie	99.0																																		
Total	99.0																																		

<p>20 Skud</p>	<table style="width:100%; border-collapse: collapse;"> <tr><td style="text-align: right;">11:</td><td style="text-align: right;">10.2</td><td style="text-align: right;">↘</td></tr> <tr><td style="text-align: right;">12:</td><td style="text-align: right;">*10.6</td><td style="text-align: right;">↙</td></tr> <tr><td style="text-align: right;">13:</td><td style="text-align: right;">*10.6</td><td style="text-align: right;">↗</td></tr> <tr><td style="text-align: right;">14:</td><td style="text-align: right;">*10.7</td><td style="text-align: right;">↘</td></tr> <tr><td style="text-align: right;">15:</td><td style="text-align: right;">*10.6</td><td style="text-align: right;">↙</td></tr> <tr><td style="text-align: right;">16:</td><td style="text-align: right;">10.4</td><td style="text-align: right;">↗</td></tr> <tr><td style="text-align: right;">17:</td><td style="text-align: right;">*10.8</td><td style="text-align: right;">←</td></tr> <tr><td style="text-align: right;">18:</td><td style="text-align: right;">*10.6</td><td style="text-align: right;">↙</td></tr> <tr><td style="text-align: right;">19:</td><td style="text-align: right;">10.1</td><td style="text-align: right;">→</td></tr> <tr><td style="text-align: right;">20:</td><td style="text-align: right;">9.6</td><td style="text-align: right;">↓</td></tr> </table> <table border="1" style="width:100%; border-collapse: collapse; margin-top: 5px;"> <tr> <td style="width:80%;">Serie</td> <td style="text-align: right;">99.0</td> </tr> <tr> <td>Total</td> <td style="text-align: right;">198.0</td> </tr> </table>	11:	10.2	↘	12:	*10.6	↙	13:	*10.6	↗	14:	*10.7	↘	15:	*10.6	↙	16:	10.4	↗	17:	*10.8	←	18:	*10.6	↙	19:	10.1	→	20:	9.6	↓	Serie	99.0	Total	198.0
11:	10.2	↘																																	
12:	*10.6	↙																																	
13:	*10.6	↗																																	
14:	*10.7	↘																																	
15:	*10.6	↙																																	
16:	10.4	↗																																	
17:	*10.8	←																																	
18:	*10.6	↙																																	
19:	10.1	→																																	
20:	9.6	↓																																	
Serie	99.0																																		
Total	198.0																																		

<p>Prøve</p>	<table style="width:100%; border-collapse: collapse;"> <tr><td style="width:10%;">1:</td><td style="width:20%;">9.4</td><td style="width:10%; text-align: center;">↗</td></tr> <tr><td>2:</td><td>9.1</td><td style="text-align: center;">↗</td></tr> <tr><td>3:</td><td>*10.5</td><td style="text-align: center;">↖</td></tr> <tr><td>4:</td><td>10.2</td><td style="text-align: center;">↗</td></tr> <tr><td>5:</td><td>10.4</td><td style="text-align: center;">↗</td></tr> <tr><td>6:</td><td>9.8</td><td style="text-align: center;">→</td></tr> <tr><td>7:</td><td>10.1</td><td style="text-align: center;">→</td></tr> </table> <table border="1" style="width:100%; border-collapse: collapse; margin-top: 5px;"> <tr> <td style="width:80%;">Serie</td> <td style="width:20%; text-align: right;">67.0</td> </tr> <tr> <td>Total</td> <td style="text-align: right;">0.0</td> </tr> </table>	1:	9.4	↗	2:	9.1	↗	3:	*10.5	↖	4:	10.2	↗	5:	10.4	↗	6:	9.8	→	7:	10.1	→	Serie	67.0	Total	0.0
1:	9.4	↗																								
2:	9.1	↗																								
3:	*10.5	↖																								
4:	10.2	↗																								
5:	10.4	↗																								
6:	9.8	→																								
7:	10.1	→																								
Serie	67.0																									
Total	0.0																									

<p>20 Skud</p>	<table style="width:100%; border-collapse: collapse;"> <tr><td style="width:10%;">1:</td><td style="width:20%;">*10.5</td><td style="width:10%; text-align: center;">↗</td></tr> <tr><td>2:</td><td>10.3</td><td style="text-align: center;">↗</td></tr> <tr><td>3:</td><td>10.0</td><td style="text-align: center;">↖</td></tr> <tr><td>4:</td><td>9.1</td><td style="text-align: center;">↗</td></tr> <tr><td>5:</td><td>10.0</td><td style="text-align: center;">↗</td></tr> <tr><td>6:</td><td>10.4</td><td style="text-align: center;">↗</td></tr> <tr><td>7:</td><td>9.9</td><td style="text-align: center;">↗</td></tr> <tr><td>8:</td><td>10.4</td><td style="text-align: center;">↗</td></tr> <tr><td>9:</td><td>9.7</td><td style="text-align: center;">↗</td></tr> <tr><td>10:</td><td>10.5</td><td style="text-align: center;">↗</td></tr> </table> <table border="1" style="width:100%; border-collapse: collapse; margin-top: 5px;"> <tr> <td style="width:80%;">Serie</td> <td style="width:20%; text-align: right;">97.0</td> </tr> <tr> <td>Total</td> <td style="text-align: right;">97.0</td> </tr> </table>	1:	*10.5	↗	2:	10.3	↗	3:	10.0	↖	4:	9.1	↗	5:	10.0	↗	6:	10.4	↗	7:	9.9	↗	8:	10.4	↗	9:	9.7	↗	10:	10.5	↗	Serie	97.0	Total	97.0
1:	*10.5	↗																																	
2:	10.3	↗																																	
3:	10.0	↖																																	
4:	9.1	↗																																	
5:	10.0	↗																																	
6:	10.4	↗																																	
7:	9.9	↗																																	
8:	10.4	↗																																	
9:	9.7	↗																																	
10:	10.5	↗																																	
Serie	97.0																																		
Total	97.0																																		

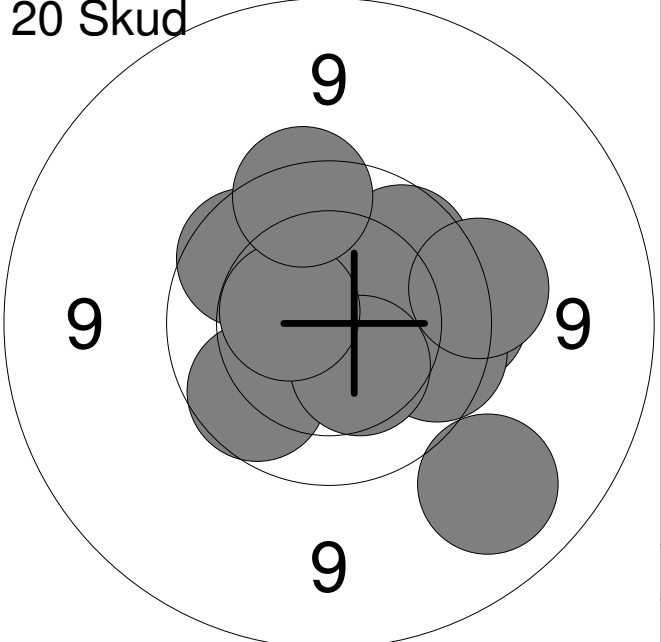
<p>20 Skud</p>	<table style="width:100%; border-collapse: collapse;"> <tr><td style="width:10%;">11:</td><td style="width:20%;">9.8</td><td style="width:10%; text-align: center;">↗</td></tr> <tr><td>12:</td><td>10.3</td><td style="text-align: center;">↖</td></tr> <tr><td>13:</td><td>9.2</td><td style="text-align: center;">↖</td></tr> <tr><td>14:</td><td>10.4</td><td style="text-align: center;">↗</td></tr> <tr><td>15:</td><td>10.1</td><td style="text-align: center;">→</td></tr> <tr><td>16:</td><td>10.2</td><td style="text-align: center;">↗</td></tr> <tr><td>17:</td><td>10.3</td><td style="text-align: center;">↗</td></tr> <tr><td>18:</td><td>10.0</td><td style="text-align: center;">↗</td></tr> <tr><td>19:</td><td>10.4</td><td style="text-align: center;">↗</td></tr> <tr><td>20:</td><td>10.5</td><td style="text-align: center;">→</td></tr> </table> <table border="1" style="width:100%; border-collapse: collapse; margin-top: 5px;"> <tr> <td style="width:80%;">Serie</td> <td style="width:20%; text-align: right;">98.0</td> </tr> <tr> <td>Total</td> <td style="text-align: right;">195.0</td> </tr> </table>	11:	9.8	↗	12:	10.3	↖	13:	9.2	↖	14:	10.4	↗	15:	10.1	→	16:	10.2	↗	17:	10.3	↗	18:	10.0	↗	19:	10.4	↗	20:	10.5	→	Serie	98.0	Total	195.0
11:	9.8	↗																																	
12:	10.3	↖																																	
13:	9.2	↖																																	
14:	10.4	↗																																	
15:	10.1	→																																	
16:	10.2	↗																																	
17:	10.3	↗																																	
18:	10.0	↗																																	
19:	10.4	↗																																	
20:	10.5	→																																	
Serie	98.0																																		
Total	195.0																																		

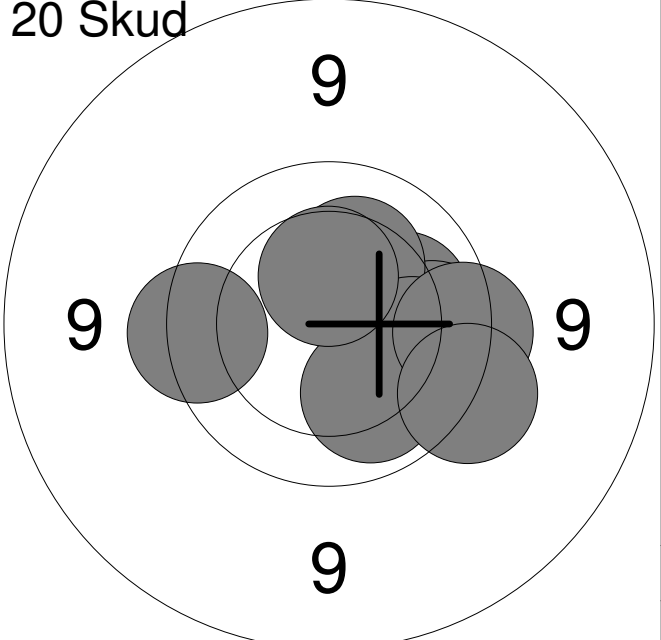
<p>Prøve</p>	<table style="width:100%; border-collapse: collapse;"> <tr><td style="text-align: right;">1:</td><td style="text-align: right;">10.4</td><td style="text-align: right;">↘</td></tr> <tr><td style="text-align: right;">2:</td><td style="text-align: right;">9.9</td><td style="text-align: right;">→</td></tr> <tr><td style="text-align: right;">3:</td><td style="text-align: right;">10.3</td><td style="text-align: right;">←</td></tr> <tr><td style="text-align: right;">4:</td><td style="text-align: right;">10.0</td><td style="text-align: right;">↖</td></tr> <tr><td style="text-align: right;">5:</td><td style="text-align: right;">9.6</td><td style="text-align: right;">↗</td></tr> <tr><td style="text-align: right;">6:</td><td style="text-align: right;">10.4</td><td style="text-align: right;">←</td></tr> <tr><td style="text-align: right;">7:</td><td style="text-align: right;">9.9</td><td style="text-align: right;">↓</td></tr> <tr><td style="text-align: right;">8:</td><td style="text-align: right;">10.0</td><td style="text-align: right;">↗</td></tr> <tr><td style="text-align: right;">9:</td><td style="text-align: right;">10.2</td><td style="text-align: right;">↓</td></tr> <tr><td colspan="2">Serie</td><td style="text-align: right;">87.0</td></tr> <tr><td colspan="2">Total</td><td style="text-align: right;">0.0</td></tr> </table>	1:	10.4	↘	2:	9.9	→	3:	10.3	←	4:	10.0	↖	5:	9.6	↗	6:	10.4	←	7:	9.9	↓	8:	10.0	↗	9:	10.2	↓	Serie		87.0	Total		0.0
1:	10.4	↘																																
2:	9.9	→																																
3:	10.3	←																																
4:	10.0	↖																																
5:	9.6	↗																																
6:	10.4	←																																
7:	9.9	↓																																
8:	10.0	↗																																
9:	10.2	↓																																
Serie		87.0																																
Total		0.0																																

<p>20 Skud</p>	<table style="width:100%; border-collapse: collapse;"> <tr><td style="text-align: right;">1:</td><td style="text-align: right;">*10.7</td><td style="text-align: right;">↗</td></tr> <tr><td style="text-align: right;">2:</td><td style="text-align: right;">10.5</td><td style="text-align: right;">↗</td></tr> <tr><td style="text-align: right;">3:</td><td style="text-align: right;">*10.6</td><td style="text-align: right;">↗</td></tr> <tr><td style="text-align: right;">4:</td><td style="text-align: right;">*10.7</td><td style="text-align: right;">↓</td></tr> <tr><td style="text-align: right;">5:</td><td style="text-align: right;">*10.6</td><td style="text-align: right;">↗</td></tr> <tr><td style="text-align: right;">6:</td><td style="text-align: right;">*10.7</td><td style="text-align: right;">↗</td></tr> <tr><td style="text-align: right;">7:</td><td style="text-align: right;">*10.6</td><td style="text-align: right;">←</td></tr> <tr><td style="text-align: right;">8:</td><td style="text-align: right;">10.1</td><td style="text-align: right;">→</td></tr> <tr><td style="text-align: right;">9:</td><td style="text-align: right;">*10.6</td><td style="text-align: right;">↓</td></tr> <tr><td style="text-align: right;">10:</td><td style="text-align: right;">*10.7</td><td style="text-align: right;">↓</td></tr> <tr><td colspan="2">Serie</td><td style="text-align: right;">100.0</td></tr> <tr><td colspan="2">Total</td><td style="text-align: right;">100.0</td></tr> </table>	1:	*10.7	↗	2:	10.5	↗	3:	*10.6	↗	4:	*10.7	↓	5:	*10.6	↗	6:	*10.7	↗	7:	*10.6	←	8:	10.1	→	9:	*10.6	↓	10:	*10.7	↓	Serie		100.0	Total		100.0
1:	*10.7	↗																																			
2:	10.5	↗																																			
3:	*10.6	↗																																			
4:	*10.7	↓																																			
5:	*10.6	↗																																			
6:	*10.7	↗																																			
7:	*10.6	←																																			
8:	10.1	→																																			
9:	*10.6	↓																																			
10:	*10.7	↓																																			
Serie		100.0																																			
Total		100.0																																			

<p>20 Skud</p>	<table style="width:100%; border-collapse: collapse;"> <tr><td style="text-align: right;">11:</td><td style="text-align: right;">10.2</td><td style="text-align: right;">↓</td></tr> <tr><td style="text-align: right;">12:</td><td style="text-align: right;">10.0</td><td style="text-align: right;">↑</td></tr> <tr><td style="text-align: right;">13:</td><td style="text-align: right;">9.9</td><td style="text-align: right;">←</td></tr> <tr><td style="text-align: right;">14:</td><td style="text-align: right;">10.0</td><td style="text-align: right;">↓</td></tr> <tr><td style="text-align: right;">15:</td><td style="text-align: right;">*10.6</td><td style="text-align: right;">↗</td></tr> <tr><td style="text-align: right;">16:</td><td style="text-align: right;">9.8</td><td style="text-align: right;">↗</td></tr> <tr><td style="text-align: right;">17:</td><td style="text-align: right;">*10.6</td><td style="text-align: right;">↓</td></tr> <tr><td style="text-align: right;">18:</td><td style="text-align: right;">*10.6</td><td style="text-align: right;">→</td></tr> <tr><td style="text-align: right;">19:</td><td style="text-align: right;">9.9</td><td style="text-align: right;">↓</td></tr> <tr><td style="text-align: right;">20:</td><td style="text-align: right;">*10.9</td><td style="text-align: right;">↓</td></tr> <tr><td colspan="2">Serie</td><td style="text-align: right;">97.0</td></tr> <tr><td colspan="2">Total</td><td style="text-align: right;">197.0</td></tr> </table>	11:	10.2	↓	12:	10.0	↑	13:	9.9	←	14:	10.0	↓	15:	*10.6	↗	16:	9.8	↗	17:	*10.6	↓	18:	*10.6	→	19:	9.9	↓	20:	*10.9	↓	Serie		97.0	Total		197.0
11:	10.2	↓																																			
12:	10.0	↑																																			
13:	9.9	←																																			
14:	10.0	↓																																			
15:	*10.6	↗																																			
16:	9.8	↗																																			
17:	*10.6	↓																																			
18:	*10.6	→																																			
19:	9.9	↓																																			
20:	*10.9	↓																																			
Serie		97.0																																			
Total		197.0																																			

<p>Prøve</p> 	<table style="width:100%; border-collapse: collapse;"> <tr><td>1:</td><td>9.5</td><td>↙</td></tr> <tr><td>2:</td><td>9.7</td><td>↙</td></tr> <tr><td>3:</td><td>9.8</td><td>↙</td></tr> <tr><td>4:</td><td>10.4</td><td>↙</td></tr> <tr><td>5:</td><td>9.9</td><td>↓</td></tr> <tr><td>6:</td><td>*10.7</td><td>↘</td></tr> <tr><td>7:</td><td>10.4</td><td>↗</td></tr> <tr><td>8:</td><td>*10.7</td><td>↓</td></tr> <tr><td>9:</td><td>9.8</td><td>↙</td></tr> <tr><td>10:</td><td>9.4</td><td>↙</td></tr> </table>	1:	9.5	↙	2:	9.7	↙	3:	9.8	↙	4:	10.4	↙	5:	9.9	↓	6:	*10.7	↘	7:	10.4	↗	8:	*10.7	↓	9:	9.8	↙	10:	9.4	↙
1:	9.5	↙																													
2:	9.7	↙																													
3:	9.8	↙																													
4:	10.4	↙																													
5:	9.9	↓																													
6:	*10.7	↘																													
7:	10.4	↗																													
8:	*10.7	↓																													
9:	9.8	↙																													
10:	9.4	↙																													
	Serie 94.0																														
	Total 0.0																														

<p>20 Skud</p> 	<table style="width:100%; border-collapse: collapse;"> <tr><td>1:</td><td>9.7</td><td>→</td></tr> <tr><td>2:</td><td>9.1</td><td>↘</td></tr> <tr><td>3:</td><td>9.8</td><td>→</td></tr> <tr><td>4:</td><td>9.9</td><td>↗</td></tr> <tr><td>5:</td><td>9.9</td><td>↙</td></tr> <tr><td>6:</td><td>9.9</td><td>↗</td></tr> <tr><td>7:</td><td>10.4</td><td>↘</td></tr> <tr><td>8:</td><td>9.6</td><td>→</td></tr> <tr><td>9:</td><td>*10.5</td><td>↙</td></tr> <tr><td>10:</td><td>9.7</td><td>↑</td></tr> </table>	1:	9.7	→	2:	9.1	↘	3:	9.8	→	4:	9.9	↗	5:	9.9	↙	6:	9.9	↗	7:	10.4	↘	8:	9.6	→	9:	*10.5	↙	10:	9.7	↑
1:	9.7	→																													
2:	9.1	↘																													
3:	9.8	→																													
4:	9.9	↗																													
5:	9.9	↙																													
6:	9.9	↗																													
7:	10.4	↘																													
8:	9.6	→																													
9:	*10.5	↙																													
10:	9.7	↑																													
	Serie 92.0																														
	Total 92.0																														

<p>20 Skud</p> 	<table style="width:100%; border-collapse: collapse;"> <tr><td>11:</td><td>9.8</td><td>→</td></tr> <tr><td>12:</td><td>10.1</td><td>→</td></tr> <tr><td>13:</td><td>9.9</td><td>→</td></tr> <tr><td>14:</td><td>10.3</td><td>↗</td></tr> <tr><td>15:</td><td>10.0</td><td>→</td></tr> <tr><td>16:</td><td>10.1</td><td>↘</td></tr> <tr><td>17:</td><td>9.7</td><td>→</td></tr> <tr><td>18:</td><td>9.7</td><td>↙</td></tr> <tr><td>19:</td><td>9.6</td><td>↘</td></tr> <tr><td>20:</td><td>10.4</td><td>↑</td></tr> </table>	11:	9.8	→	12:	10.1	→	13:	9.9	→	14:	10.3	↗	15:	10.0	→	16:	10.1	↘	17:	9.7	→	18:	9.7	↙	19:	9.6	↘	20:	10.4	↑
11:	9.8	→																													
12:	10.1	→																													
13:	9.9	→																													
14:	10.3	↗																													
15:	10.0	→																													
16:	10.1	↘																													
17:	9.7	→																													
18:	9.7	↙																													
19:	9.6	↘																													
20:	10.4	↑																													
	Serie 95.0																														
	Total 187.0																														

<p>Prøve</p>	<table style="width:100%; border-collapse: collapse;"> <tr><td style="width:10%;">1:</td><td style="width:15%;">9.2</td><td style="width:10%; text-align: right;">←</td></tr> <tr><td>2:</td><td>9.9</td><td style="text-align: right;">↑</td></tr> <tr><td>3:</td><td>9.1</td><td style="text-align: right;">↗</td></tr> <tr><td>4:</td><td>9.9</td><td style="text-align: right;">↓</td></tr> <tr><td>5:</td><td>*10.9</td><td style="text-align: right;">←</td></tr> <tr><td>6:</td><td>10.2</td><td style="text-align: right;">←</td></tr> <tr><td>7:</td><td>10.3</td><td style="text-align: right;">←</td></tr> <tr><td>8:</td><td>10.4</td><td style="text-align: right;">↗</td></tr> <tr><td>9:</td><td>10.4</td><td style="text-align: right;">↘</td></tr> <tr><td>10:</td><td>*10.6</td><td style="text-align: right;">↖</td></tr> <tr><td colspan="2">Serie</td><td style="text-align: right;">96.0</td></tr> <tr><td colspan="2">Total</td><td style="text-align: right;">0.0</td></tr> </table>	1:	9.2	←	2:	9.9	↑	3:	9.1	↗	4:	9.9	↓	5:	*10.9	←	6:	10.2	←	7:	10.3	←	8:	10.4	↗	9:	10.4	↘	10:	*10.6	↖	Serie		96.0	Total		0.0
1:	9.2	←																																			
2:	9.9	↑																																			
3:	9.1	↗																																			
4:	9.9	↓																																			
5:	*10.9	←																																			
6:	10.2	←																																			
7:	10.3	←																																			
8:	10.4	↗																																			
9:	10.4	↘																																			
10:	*10.6	↖																																			
Serie		96.0																																			
Total		0.0																																			

<p>20 Skud</p>	<table style="width:100%; border-collapse: collapse;"> <tr><td style="width:10%;">1:</td><td style="width:15%;">10.2</td><td style="width:10%; text-align: right;">↗</td></tr> <tr><td>2:</td><td>*10.8</td><td style="text-align: right;">←</td></tr> <tr><td>3:</td><td>10.2</td><td style="text-align: right;">↘</td></tr> <tr><td>4:</td><td>*10.6</td><td style="text-align: right;">→</td></tr> <tr><td>5:</td><td>10.5</td><td style="text-align: right;">↓</td></tr> <tr><td>6:</td><td>10.3</td><td style="text-align: right;">↘</td></tr> <tr><td>7:</td><td>10.6</td><td style="text-align: right;">↖</td></tr> <tr><td>8:</td><td>9.7</td><td style="text-align: right;">←</td></tr> <tr><td>9:</td><td>10.5</td><td style="text-align: right;">↘</td></tr> <tr><td>10:</td><td>*10.6</td><td style="text-align: right;">→</td></tr> <tr><td colspan="2">Serie</td><td style="text-align: right;">99.0</td></tr> <tr><td colspan="2">Total</td><td style="text-align: right;">99.0</td></tr> </table>	1:	10.2	↗	2:	*10.8	←	3:	10.2	↘	4:	*10.6	→	5:	10.5	↓	6:	10.3	↘	7:	10.6	↖	8:	9.7	←	9:	10.5	↘	10:	*10.6	→	Serie		99.0	Total		99.0
1:	10.2	↗																																			
2:	*10.8	←																																			
3:	10.2	↘																																			
4:	*10.6	→																																			
5:	10.5	↓																																			
6:	10.3	↘																																			
7:	10.6	↖																																			
8:	9.7	←																																			
9:	10.5	↘																																			
10:	*10.6	→																																			
Serie		99.0																																			
Total		99.0																																			

<p>20 Skud</p>	<table style="width:100%; border-collapse: collapse;"> <tr><td style="width:10%;">11:</td><td style="width:15%;">*10.7</td><td style="width:10%; text-align: right;">↖</td></tr> <tr><td>12:</td><td>10.1</td><td style="text-align: right;">↘</td></tr> <tr><td>13:</td><td>10.4</td><td style="text-align: right;">↘</td></tr> <tr><td>14:</td><td>8.9</td><td style="text-align: right;">←</td></tr> <tr><td>15:</td><td>*10.9</td><td style="text-align: right;">↗</td></tr> <tr><td>16:</td><td>10.3</td><td style="text-align: right;">↗</td></tr> <tr><td>17:</td><td>10.5</td><td style="text-align: right;">↗</td></tr> <tr><td>18:</td><td>10.3</td><td style="text-align: right;">↘</td></tr> <tr><td>19:</td><td>10.2</td><td style="text-align: right;">↗</td></tr> <tr><td>20:</td><td>10.0</td><td style="text-align: right;">↗</td></tr> <tr><td colspan="2">Serie</td><td style="text-align: right;">98.0</td></tr> <tr><td colspan="2">Total</td><td style="text-align: right;">197.0</td></tr> </table>	11:	*10.7	↖	12:	10.1	↘	13:	10.4	↘	14:	8.9	←	15:	*10.9	↗	16:	10.3	↗	17:	10.5	↗	18:	10.3	↘	19:	10.2	↗	20:	10.0	↗	Serie		98.0	Total		197.0
11:	*10.7	↖																																			
12:	10.1	↘																																			
13:	10.4	↘																																			
14:	8.9	←																																			
15:	*10.9	↗																																			
16:	10.3	↗																																			
17:	10.5	↗																																			
18:	10.3	↘																																			
19:	10.2	↗																																			
20:	10.0	↗																																			
Serie		98.0																																			
Total		197.0																																			

<p>Prøve</p>	<table style="width:100%; border-collapse: collapse;"> <tr><td style="width:10%;">1:</td><td style="width:15%;">10.0</td><td style="width:10%; text-align: center;">↙</td></tr> <tr><td>2:</td><td>*10.7</td><td style="text-align: center;">↙</td></tr> <tr><td>3:</td><td>10.6</td><td style="text-align: center;">←</td></tr> <tr><td>4:</td><td>*10.6</td><td style="text-align: center;">→</td></tr> <tr><td>5:</td><td>10.0</td><td style="text-align: center;">→</td></tr> <tr><td>6:</td><td>*10.9</td><td style="text-align: center;">↙</td></tr> </table> <table border="1" style="width:100%; border-collapse: collapse; margin-top: 5px;"> <tr> <td style="width:80%;">Serie</td> <td style="text-align: right;">60.0</td> </tr> <tr> <td>Total</td> <td style="text-align: right;">0.0</td> </tr> </table>	1:	10.0	↙	2:	*10.7	↙	3:	10.6	←	4:	*10.6	→	5:	10.0	→	6:	*10.9	↙	Serie	60.0	Total	0.0
1:	10.0	↙																					
2:	*10.7	↙																					
3:	10.6	←																					
4:	*10.6	→																					
5:	10.0	→																					
6:	*10.9	↙																					
Serie	60.0																						
Total	0.0																						

<p>20 Skud</p>	<table style="width:100%; border-collapse: collapse;"> <tr><td style="width:10%;">1:</td><td style="width:15%;">10.5</td><td style="width:10%; text-align: center;">↑</td></tr> <tr><td>2:</td><td>10.5</td><td style="text-align: center;">↙</td></tr> <tr><td>3:</td><td>*10.7</td><td style="text-align: center;">→</td></tr> <tr><td>4:</td><td>10.2</td><td style="text-align: center;">↓</td></tr> <tr><td>5:</td><td>10.2</td><td style="text-align: center;">↙</td></tr> <tr><td>6:</td><td>10.2</td><td style="text-align: center;">→</td></tr> <tr><td>7:</td><td>10.5</td><td style="text-align: center;">→</td></tr> <tr><td>8:</td><td>10.0</td><td style="text-align: center;">→</td></tr> <tr><td>9:</td><td>9.6</td><td style="text-align: center;">←</td></tr> <tr><td>10:</td><td>10.5</td><td style="text-align: center;">↑</td></tr> </table> <table border="1" style="width:100%; border-collapse: collapse; margin-top: 5px;"> <tr> <td style="width:80%;">Serie</td> <td style="text-align: right;">99.0</td> </tr> <tr> <td>Total</td> <td style="text-align: right;">99.0</td> </tr> </table>	1:	10.5	↑	2:	10.5	↙	3:	*10.7	→	4:	10.2	↓	5:	10.2	↙	6:	10.2	→	7:	10.5	→	8:	10.0	→	9:	9.6	←	10:	10.5	↑	Serie	99.0	Total	99.0
1:	10.5	↑																																	
2:	10.5	↙																																	
3:	*10.7	→																																	
4:	10.2	↓																																	
5:	10.2	↙																																	
6:	10.2	→																																	
7:	10.5	→																																	
8:	10.0	→																																	
9:	9.6	←																																	
10:	10.5	↑																																	
Serie	99.0																																		
Total	99.0																																		

<p>20 Skud</p>	<table style="width:100%; border-collapse: collapse;"> <tr><td style="width:10%;">11:</td><td style="width:15%;">*10.7</td><td style="width:10%; text-align: center;">↙</td></tr> <tr><td>12:</td><td>10.5</td><td style="text-align: center;">↗</td></tr> <tr><td>13:</td><td>10.1</td><td style="text-align: center;">→</td></tr> <tr><td>14:</td><td>10.5</td><td style="text-align: center;">↙</td></tr> <tr><td>15:</td><td>*10.8</td><td style="text-align: center;">←</td></tr> <tr><td>16:</td><td>*10.8</td><td style="text-align: center;">↙</td></tr> <tr><td>17:</td><td>9.9</td><td style="text-align: center;">↑</td></tr> <tr><td>18:</td><td>9.9</td><td style="text-align: center;">↗</td></tr> <tr><td>19:</td><td>10.5</td><td style="text-align: center;">↗</td></tr> <tr><td>20:</td><td>10.0</td><td style="text-align: center;">↗</td></tr> </table> <table border="1" style="width:100%; border-collapse: collapse; margin-top: 5px;"> <tr> <td style="width:80%;">Serie</td> <td style="text-align: right;">98.0</td> </tr> <tr> <td>Total</td> <td style="text-align: right;">197.0</td> </tr> </table>	11:	*10.7	↙	12:	10.5	↗	13:	10.1	→	14:	10.5	↙	15:	*10.8	←	16:	*10.8	↙	17:	9.9	↑	18:	9.9	↗	19:	10.5	↗	20:	10.0	↗	Serie	98.0	Total	197.0
11:	*10.7	↙																																	
12:	10.5	↗																																	
13:	10.1	→																																	
14:	10.5	↙																																	
15:	*10.8	←																																	
16:	*10.8	↙																																	
17:	9.9	↑																																	
18:	9.9	↗																																	
19:	10.5	↗																																	
20:	10.0	↗																																	
Serie	98.0																																		
Total	197.0																																		

<p>Prøve</p>	<table style="width:100%; border-collapse: collapse;"> <tr><td style="width:10%;">1:</td><td style="width:10%;">*10.7</td><td style="width:10%; text-align: center;">↑</td></tr> <tr><td>2:</td><td>10.3</td><td style="text-align: center;">←</td></tr> <tr><td>3:</td><td>10.2</td><td style="text-align: center;">←</td></tr> <tr><td>4:</td><td>10.1</td><td style="text-align: center;">↗</td></tr> <tr><td>5:</td><td>10.4</td><td style="text-align: center;">↘</td></tr> <tr><td>6:</td><td>10.3</td><td style="text-align: center;">↑</td></tr> <tr><td>7:</td><td>10.5</td><td style="text-align: center;">↘</td></tr> <tr><td>8:</td><td>10.5</td><td style="text-align: center;">↗</td></tr> </table>	1:	*10.7	↑	2:	10.3	←	3:	10.2	←	4:	10.1	↗	5:	10.4	↘	6:	10.3	↑	7:	10.5	↘	8:	10.5	↗
1:	*10.7	↑																							
2:	10.3	←																							
3:	10.2	←																							
4:	10.1	↗																							
5:	10.4	↘																							
6:	10.3	↑																							
7:	10.5	↘																							
8:	10.5	↗																							
<table style="width:100%; border-collapse: collapse;"> <tr> <td style="width:80%;">Serie</td> <td style="text-align: right;">80.0</td> </tr> <tr> <td>Total</td> <td style="text-align: right;">0.0</td> </tr> </table>		Serie	80.0	Total	0.0																				
Serie	80.0																								
Total	0.0																								

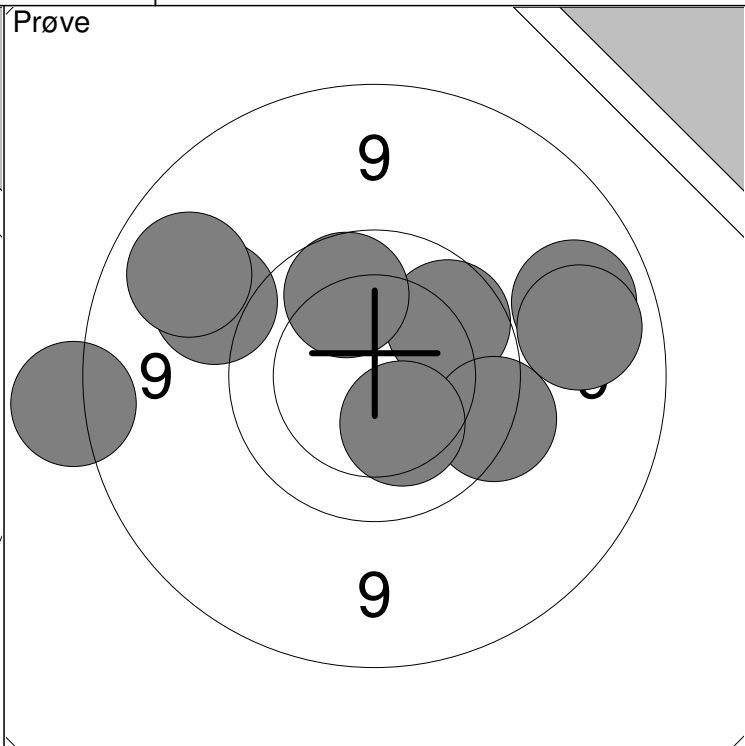
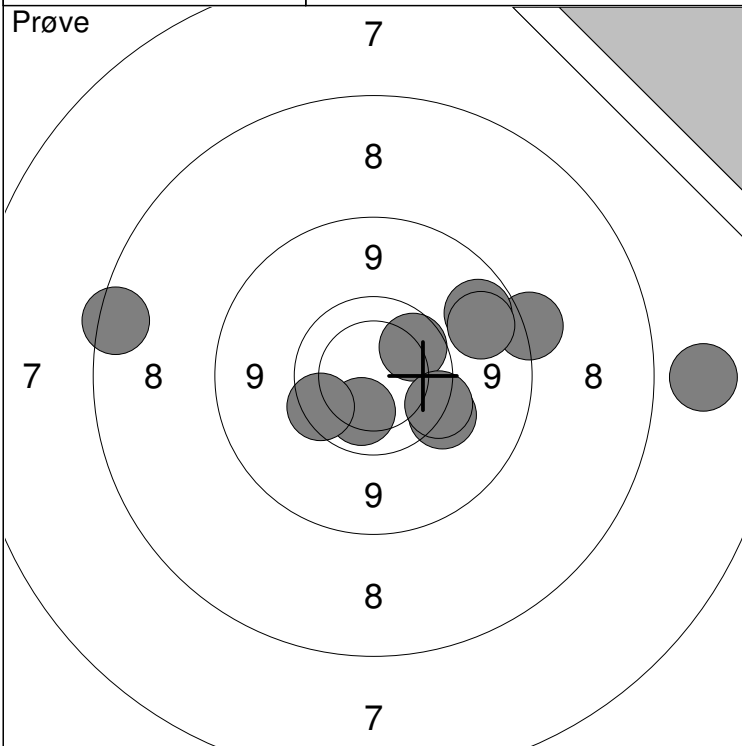
<p>20 Skud</p>	<table style="width:100%; border-collapse: collapse;"> <tr><td style="width:10%;">1:</td><td style="width:10%;">10.5</td><td style="width:10%; text-align: center;">↘</td></tr> <tr><td>2:</td><td>*10.6</td><td style="text-align: center;">→</td></tr> <tr><td>3:</td><td>10.1</td><td style="text-align: center;">→</td></tr> <tr><td>4:</td><td>10.5</td><td style="text-align: center;">↑</td></tr> <tr><td>5:</td><td>9.9</td><td style="text-align: center;">←</td></tr> <tr><td>6:</td><td>*10.6</td><td style="text-align: center;">↗</td></tr> <tr><td>7:</td><td>10.0</td><td style="text-align: center;">↗</td></tr> <tr><td>8:</td><td>*10.6</td><td style="text-align: center;">↑</td></tr> <tr><td>9:</td><td>9.7</td><td style="text-align: center;">↗</td></tr> <tr><td>10:</td><td>*10.6</td><td style="text-align: center;">↗</td></tr> </table>	1:	10.5	↘	2:	*10.6	→	3:	10.1	→	4:	10.5	↑	5:	9.9	←	6:	*10.6	↗	7:	10.0	↗	8:	*10.6	↑	9:	9.7	↗	10:	*10.6	↗
1:	10.5	↘																													
2:	*10.6	→																													
3:	10.1	→																													
4:	10.5	↑																													
5:	9.9	←																													
6:	*10.6	↗																													
7:	10.0	↗																													
8:	*10.6	↑																													
9:	9.7	↗																													
10:	*10.6	↗																													
<table style="width:100%; border-collapse: collapse;"> <tr> <td style="width:80%;">Serie</td> <td style="text-align: right;">98.0</td> </tr> <tr> <td>Total</td> <td style="text-align: right;">98.0</td> </tr> </table>		Serie	98.0	Total	98.0																										
Serie	98.0																														
Total	98.0																														

<p>20 Skud</p>	<table style="width:100%; border-collapse: collapse;"> <tr><td style="width:10%;">11:</td><td style="width:10%;">10.3</td><td style="width:10%; text-align: center;">←</td></tr> <tr><td>12:</td><td>*10.7</td><td style="text-align: center;">↗</td></tr> <tr><td>13:</td><td>10.2</td><td style="text-align: center;">↗</td></tr> <tr><td>14:</td><td>10.1</td><td style="text-align: center;">↘</td></tr> <tr><td>15:</td><td>*10.6</td><td style="text-align: center;">↘</td></tr> <tr><td>16:</td><td>*10.5</td><td style="text-align: center;">↗</td></tr> <tr><td>17:</td><td>10.4</td><td style="text-align: center;">↘</td></tr> <tr><td>18:</td><td>10.0</td><td style="text-align: center;">←</td></tr> <tr><td>19:</td><td>*10.6</td><td style="text-align: center;">↑</td></tr> <tr><td>20:</td><td>10.4</td><td style="text-align: center;">↘</td></tr> </table>	11:	10.3	←	12:	*10.7	↗	13:	10.2	↗	14:	10.1	↘	15:	*10.6	↘	16:	*10.5	↗	17:	10.4	↘	18:	10.0	←	19:	*10.6	↑	20:	10.4	↘
11:	10.3	←																													
12:	*10.7	↗																													
13:	10.2	↗																													
14:	10.1	↘																													
15:	*10.6	↘																													
16:	*10.5	↗																													
17:	10.4	↘																													
18:	10.0	←																													
19:	*10.6	↑																													
20:	10.4	↘																													
<table style="width:100%; border-collapse: collapse;"> <tr> <td style="width:80%;">Serie</td> <td style="text-align: right;">100.0</td> </tr> <tr> <td>Total</td> <td style="text-align: right;">198.0</td> </tr> </table>		Serie	100.0	Total	198.0																										
Serie	100.0																														
Total	198.0																														

<p>Prøve</p>	<table style="width:100%; border-collapse: collapse;"> <tr><td style="width:10%;">1:</td><td style="width:20%;">9.5</td><td style="width:10%; text-align: right;">↙</td></tr> <tr><td>2:</td><td>*10.5</td><td style="text-align: right;">↘</td></tr> <tr><td>3:</td><td>10.1</td><td style="text-align: right;">↘</td></tr> <tr><td>4:</td><td>10.1</td><td style="text-align: right;">↙</td></tr> <tr><td>5:</td><td>*10.8</td><td style="text-align: right;">←</td></tr> </table>	1:	9.5	↙	2:	*10.5	↘	3:	10.1	↘	4:	10.1	↙	5:	*10.8	←
1:	9.5	↙														
2:	*10.5	↘														
3:	10.1	↘														
4:	10.1	↙														
5:	*10.8	←														
<table style="width:100%; border-collapse: collapse;"> <tr> <td style="width:90%;">Serie</td> <td style="width:10%; text-align: right;">49.0</td> </tr> <tr> <td>Total</td> <td style="text-align: right;">0.0</td> </tr> </table>		Serie	49.0	Total	0.0											
Serie	49.0															
Total	0.0															

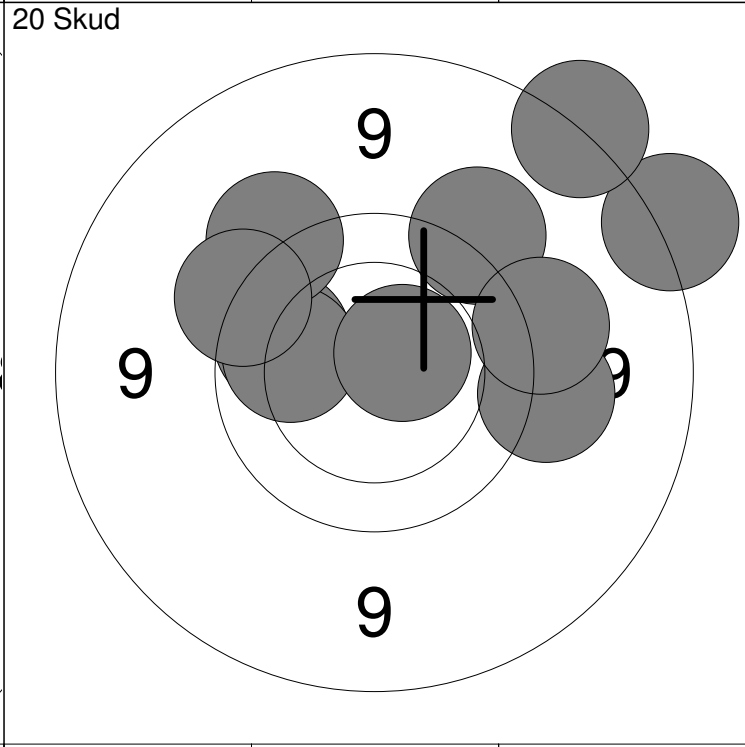
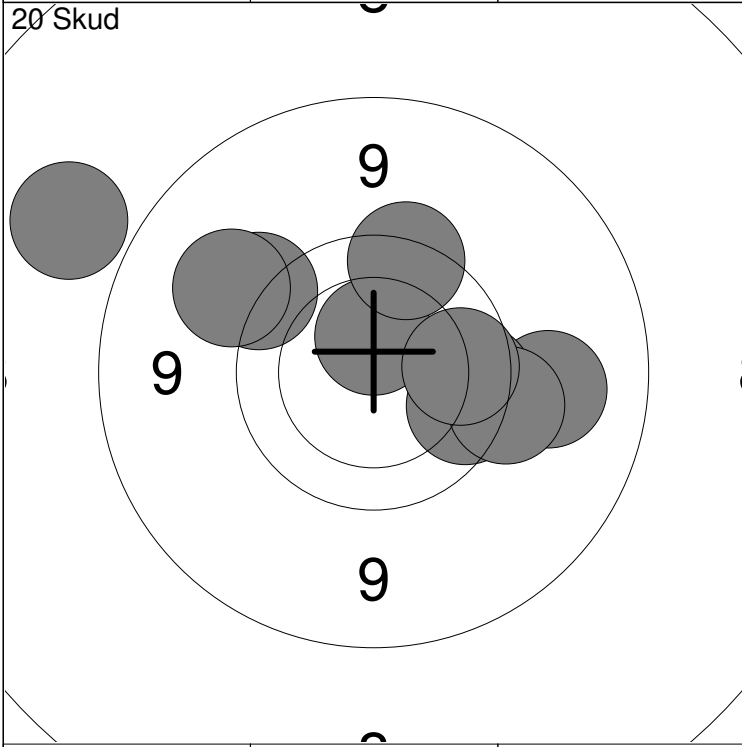
<p>20 Skud</p>	<table style="width:100%; border-collapse: collapse;"> <tr><td style="width:10%;">1:</td><td style="width:20%;">9.5</td><td style="width:10%; text-align: right;">↙</td></tr> <tr><td>2:</td><td>10.0</td><td style="text-align: right;">↘</td></tr> <tr><td>3:</td><td>10.3</td><td style="text-align: right;">↙</td></tr> <tr><td>4:</td><td>10.4</td><td style="text-align: right;">→</td></tr> <tr><td>5:</td><td>10.1</td><td style="text-align: right;">↘</td></tr> <tr><td>6:</td><td>*10.5</td><td style="text-align: right;">→</td></tr> <tr><td>7:</td><td>9.7</td><td style="text-align: right;">↘</td></tr> <tr><td>8:</td><td>9.8</td><td style="text-align: right;">↘</td></tr> <tr><td>9:</td><td>10.0</td><td style="text-align: right;">↙</td></tr> <tr><td>10:</td><td>9.9</td><td style="text-align: right;">↘</td></tr> </table>	1:	9.5	↙	2:	10.0	↘	3:	10.3	↙	4:	10.4	→	5:	10.1	↘	6:	*10.5	→	7:	9.7	↘	8:	9.8	↘	9:	10.0	↙	10:	9.9	↘
1:	9.5	↙																													
2:	10.0	↘																													
3:	10.3	↙																													
4:	10.4	→																													
5:	10.1	↘																													
6:	*10.5	→																													
7:	9.7	↘																													
8:	9.8	↘																													
9:	10.0	↙																													
10:	9.9	↘																													
<table style="width:100%; border-collapse: collapse;"> <tr> <td style="width:90%;">Serie</td> <td style="width:10%; text-align: right;">96.0</td> </tr> <tr> <td>Total</td> <td style="text-align: right;">96.0</td> </tr> </table>		Serie	96.0	Total	96.0																										
Serie	96.0																														
Total	96.0																														

<p>20 Skud</p>	<table style="width:100%; border-collapse: collapse;"> <tr><td style="width:10%;">11:</td><td style="width:20%;">10.4</td><td style="width:10%; text-align: right;">↘</td></tr> <tr><td>12:</td><td>10.4</td><td style="text-align: right;">↘</td></tr> <tr><td>13:</td><td>*10.6</td><td style="text-align: right;">↘</td></tr> <tr><td>14:</td><td>*10.9</td><td style="text-align: right;">↗</td></tr> <tr><td>15:</td><td>10.4</td><td style="text-align: right;">↘</td></tr> <tr><td>16:</td><td>10.1</td><td style="text-align: right;">←</td></tr> <tr><td>17:</td><td>*10.7</td><td style="text-align: right;">←</td></tr> <tr><td>18:</td><td>9.3</td><td style="text-align: right;">→</td></tr> <tr><td>19:</td><td>9.6</td><td style="text-align: right;">↘</td></tr> <tr><td>20:</td><td>9.7</td><td style="text-align: right;">←</td></tr> </table>	11:	10.4	↘	12:	10.4	↘	13:	*10.6	↘	14:	*10.9	↗	15:	10.4	↘	16:	10.1	←	17:	*10.7	←	18:	9.3	→	19:	9.6	↘	20:	9.7	←
11:	10.4	↘																													
12:	10.4	↘																													
13:	*10.6	↘																													
14:	*10.9	↗																													
15:	10.4	↘																													
16:	10.1	←																													
17:	*10.7	←																													
18:	9.3	→																													
19:	9.6	↘																													
20:	9.7	←																													
<table style="width:100%; border-collapse: collapse;"> <tr> <td style="width:90%;">Serie</td> <td style="width:10%; text-align: right;">97.0</td> </tr> <tr> <td>Total</td> <td style="text-align: right;">193.0</td> </tr> </table>		Serie	97.0	Total	193.0																										
Serie	97.0																														
Total	193.0																														



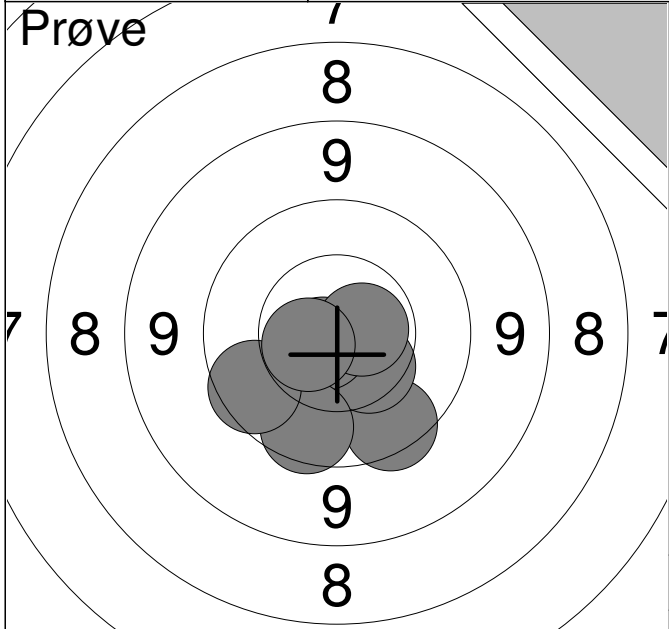
1: 10.1 ↓	6: 8.6 →	Serie	86.0
2: 9.9 ↗	7: 9.6 →		
3: 7.3 →	8: 9.0 →	Total	0.0
4: 9.7 ↙	9: 7.8 ←		
5: 9.5 ↘	10: 9.0 →		

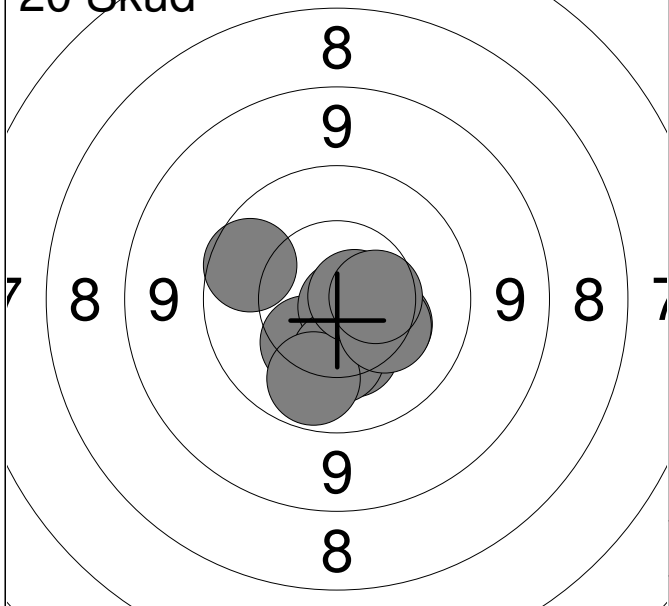
11: 9.9 ↗	16: 9.1 →	Serie	81.0
12: 9.1 →	17: 9.3 ↖		
13: 9.6 →	18: 9.1 ↖	Total	0.0
14: 9.9 ↗	19: 10.3 ↓		
15: 8.6 ←			

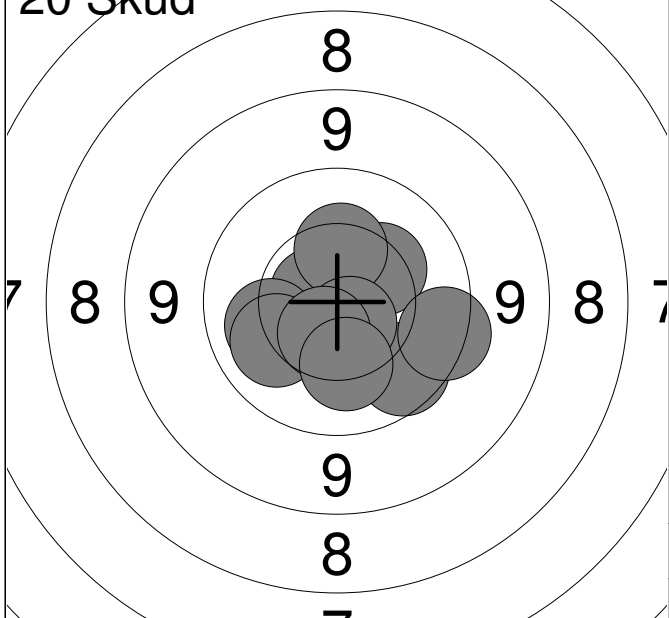


1: 9.2 →	6: 10.5 ↑	Serie	90.0
2: 9.8 →	7: 9.3 ↖		
3: 9.8 →	8: 9.7 ↑	Total	90.0
4: 8.4 ↖	9: 9.5 →		
5: 9.5 ↖	10: 9.9 →		

11: 9.9 ↖	16: 8.7 ↗	Serie	90.0
12: 10.0 ↖	17: 9.4 →		
13: 9.4 →	18: 9.5 ↖	Total	180.0
14: 8.6 ↗	19: 9.6 ↖		
15: 9.4 ↗	20: *10.6 ↗		

<p>Prøve</p> 	<table style="width:100%; border-collapse: collapse;"> <tr><td>1:</td><td>9.7</td><td style="text-align: right;">↘</td></tr> <tr><td>2:</td><td>*10.7</td><td style="text-align: right;">→</td></tr> <tr><td>3:</td><td>10.4</td><td style="text-align: right;">↙</td></tr> <tr><td>4:</td><td>10.4</td><td style="text-align: right;">↘</td></tr> <tr><td>5:</td><td>*10.7</td><td style="text-align: right;">↙</td></tr> <tr><td>6:</td><td>9.8</td><td style="text-align: right;">↘</td></tr> <tr><td>7:</td><td>9.8</td><td style="text-align: right;">↙</td></tr> <tr><td>8:</td><td>*10.7</td><td style="text-align: right;">→</td></tr> <tr><td>9:</td><td>*10.6</td><td style="text-align: right;">↙</td></tr> </table>	1:	9.7	↘	2:	*10.7	→	3:	10.4	↙	4:	10.4	↘	5:	*10.7	↙	6:	9.8	↘	7:	9.8	↙	8:	*10.7	→	9:	*10.6	↙
1:	9.7	↘																										
2:	*10.7	→																										
3:	10.4	↙																										
4:	10.4	↘																										
5:	*10.7	↙																										
6:	9.8	↘																										
7:	9.8	↙																										
8:	*10.7	→																										
9:	*10.6	↙																										
<table style="width:100%; border-collapse: collapse;"> <tr> <td style="width:5%;"></td> <td style="width:90%;">Serie</td> <td style="width:5%; text-align: right;">87.0</td> </tr> <tr> <td></td> <td>Total</td> <td style="text-align: right;">0.0</td> </tr> </table>			Serie	87.0		Total	0.0																					
	Serie	87.0																										
	Total	0.0																										

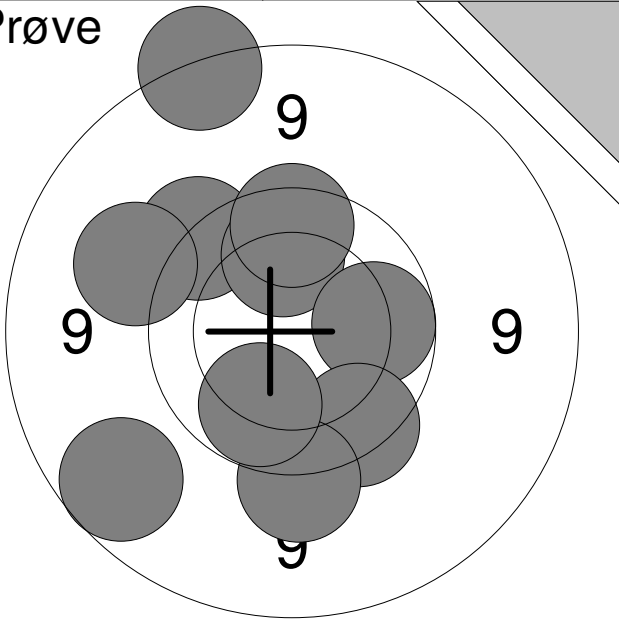
<p>20 Skud</p> 	<table style="width:100%; border-collapse: collapse;"> <tr><td>1:</td><td>10.3</td><td style="text-align: right;">↘</td></tr> <tr><td>2:</td><td>10.3</td><td style="text-align: right;">↙</td></tr> <tr><td>3:</td><td>*10.8</td><td style="text-align: right;">↘</td></tr> <tr><td>4:</td><td>10.3</td><td style="text-align: right;">↘</td></tr> <tr><td>5:</td><td>10.0</td><td style="text-align: right;">↘</td></tr> <tr><td>6:</td><td>*10.7</td><td style="text-align: right;">→</td></tr> <tr><td>7:</td><td>10.3</td><td style="text-align: right;">↘</td></tr> <tr><td>8:</td><td>10.3</td><td style="text-align: right;">↘</td></tr> <tr><td>9:</td><td>10.5</td><td style="text-align: right;">→</td></tr> <tr><td>10:</td><td>9.9</td><td style="text-align: right;">↖</td></tr> </table>	1:	10.3	↘	2:	10.3	↙	3:	*10.8	↘	4:	10.3	↘	5:	10.0	↘	6:	*10.7	→	7:	10.3	↘	8:	10.3	↘	9:	10.5	→	10:	9.9	↖
1:	10.3	↘																													
2:	10.3	↙																													
3:	*10.8	↘																													
4:	10.3	↘																													
5:	10.0	↘																													
6:	*10.7	→																													
7:	10.3	↘																													
8:	10.3	↘																													
9:	10.5	→																													
10:	9.9	↖																													
<table style="width:100%; border-collapse: collapse;"> <tr> <td style="width:5%;"></td> <td style="width:90%;">Serie</td> <td style="width:5%; text-align: right;">99.0</td> </tr> <tr> <td></td> <td>Total</td> <td style="text-align: right;">99.0</td> </tr> </table>			Serie	99.0		Total	99.0																								
	Serie	99.0																													
	Total	99.0																													

<p>20 Skud</p> 	<table style="width:100%; border-collapse: collapse;"> <tr><td>11:</td><td>9.9</td><td style="text-align: right;">↘</td></tr> <tr><td>12:</td><td>10.3</td><td style="text-align: right;">↗</td></tr> <tr><td>13:</td><td>*10.7</td><td style="text-align: right;">↖</td></tr> <tr><td>14:</td><td>10.1</td><td style="text-align: right;">↖</td></tr> <tr><td>15:</td><td>10.3</td><td style="text-align: right;">↑</td></tr> <tr><td>16:</td><td>10.1</td><td style="text-align: right;">↖</td></tr> <tr><td>17:</td><td>9.6</td><td style="text-align: right;">→</td></tr> <tr><td>18:</td><td>*10.7</td><td style="text-align: right;">↘</td></tr> <tr><td>19:</td><td>10.6</td><td style="text-align: right;">↘</td></tr> <tr><td>20:</td><td>10.2</td><td style="text-align: right;">↘</td></tr> </table>	11:	9.9	↘	12:	10.3	↗	13:	*10.7	↖	14:	10.1	↖	15:	10.3	↑	16:	10.1	↖	17:	9.6	→	18:	*10.7	↘	19:	10.6	↘	20:	10.2	↘
11:	9.9	↘																													
12:	10.3	↗																													
13:	*10.7	↖																													
14:	10.1	↖																													
15:	10.3	↑																													
16:	10.1	↖																													
17:	9.6	→																													
18:	*10.7	↘																													
19:	10.6	↘																													
20:	10.2	↘																													
<table style="width:100%; border-collapse: collapse;"> <tr> <td style="width:5%;"></td> <td style="width:90%;">Serie</td> <td style="width:5%; text-align: right;">98.0</td> </tr> <tr> <td></td> <td>Total</td> <td style="text-align: right;">197.0</td> </tr> </table>			Serie	98.0		Total	197.0																								
	Serie	98.0																													
	Total	197.0																													

Hold
9Skive
8**Beinta Nymann Andersen**

Mou & Omegns Skf.

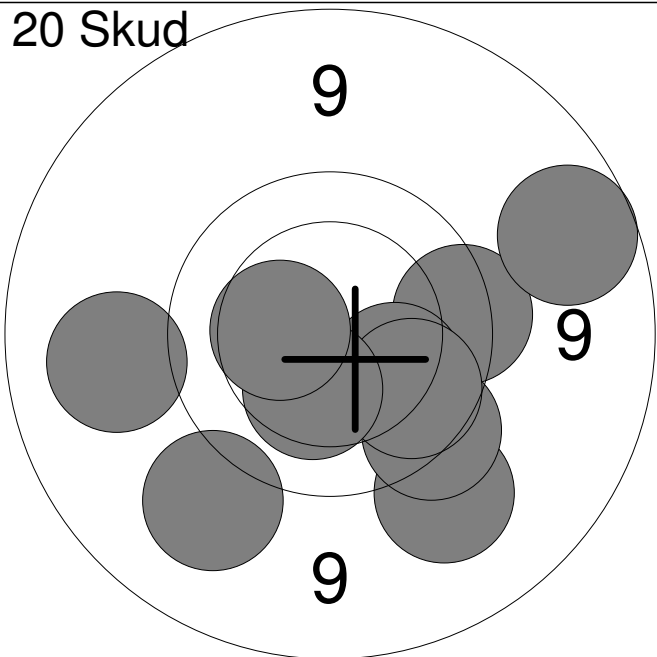
ÅK3

Prøve

1:	8.9	↙
2:	9.6	↗
3:	10.0	↑
4:	9.8	↑
5:	9.9	→
6:	9.7	↘
7:	8.7	↗
8:	9.3	↗
9:	9.5	↘
10:	10.0	↙

Serie 90.0

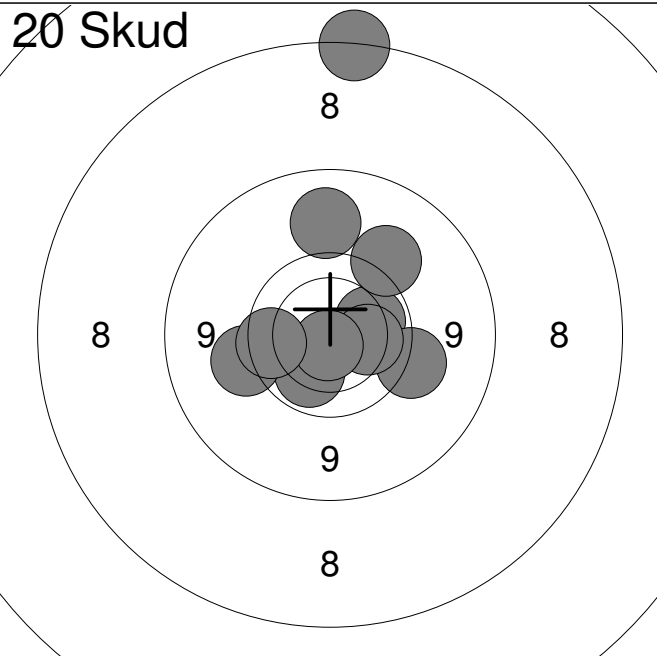
Total 0.0

20 Skud

1:	9.7	→
2:	9.2	←
3:	10.1	↘
4:	9.3	↘
5:	8.9	→
6:	9.3	↘
7:	9.7	↘
8:	9.9	↘
9:	10.3	↘
10:	10.4	←

Serie 92.0

Total 92.0

20 Skud

11:	10.1	→
12:	10.1	↙
13:	7.7	↑
14:	9.5	→
15:	9.5	←
16:	10.1	→
17:	9.2	↑
18:	*10.7	↘
19:	9.4	↗
20:	9.8	←

Serie 92.0

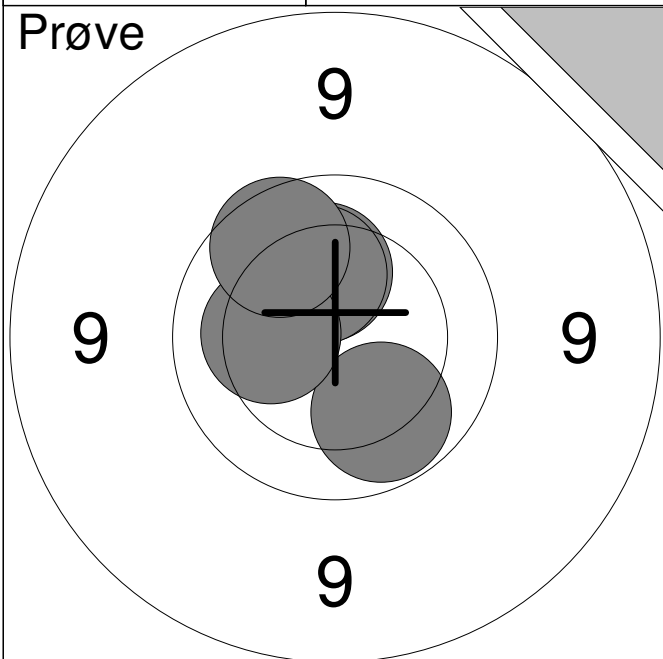
Total 184.0

Hold
9Skive
9**Christian Schou**

Mou & Omegns Skf.

V3

Prøve



1: 10.2



2: 10.2



3: 10.0



4: 10.3



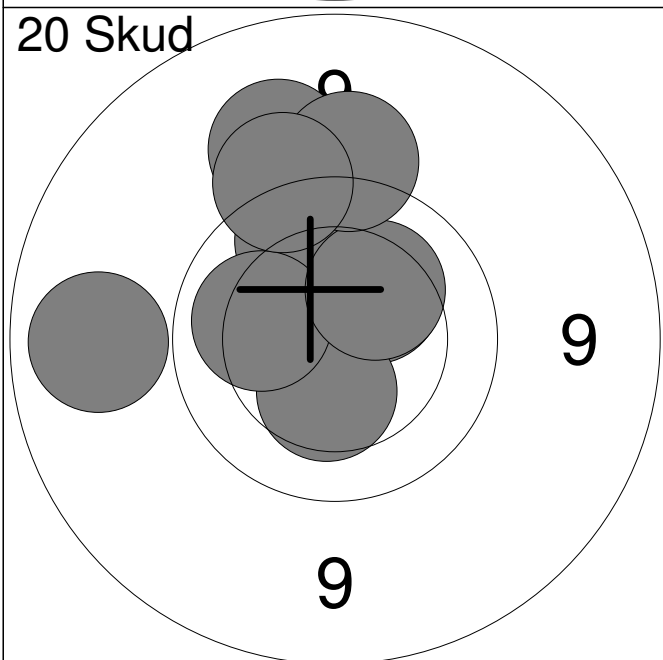
5: 9.9



Serie 49.0

Total 0.0

20 Skud



1: 10.5



2: 10.3



3: 10.4



4: 9.3



5: 9.9



6: 10.1



7: 10.3



8: 9.4



9: 9.5



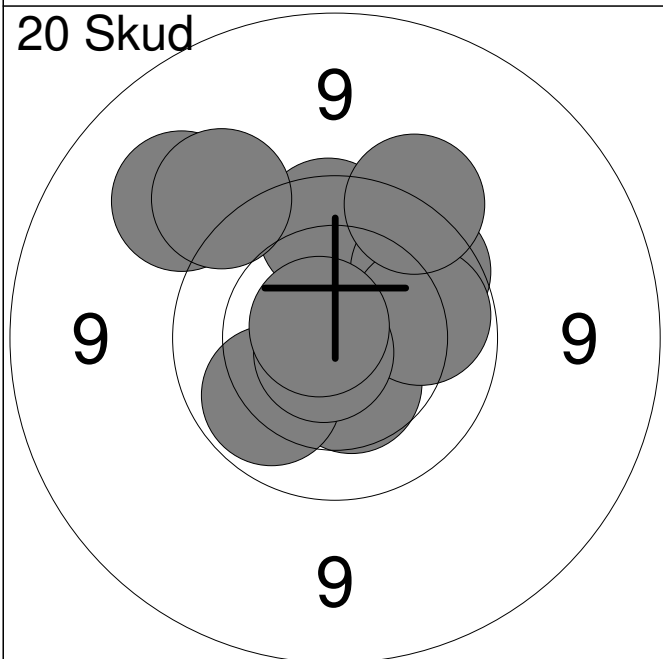
10: 9.1



Serie 95.0

Total 95.0

20 Skud



11: 10.4



12: 9.8



13: 10.0



14: 9.9



15: 10.0



16: 9.3



17: *10.8



18: 9.4



19: 9.6



20: *10.7



Serie 95.0

Total 190.0

<p>Prøve</p>	<table style="width:100%; border-collapse: collapse;"> <tr><td style="width:10%;">1:</td><td style="width:15%;">7.8</td><td style="width:10%; text-align: center;">↗</td></tr> <tr><td>2:</td><td>*10.7</td><td style="text-align: center;">←</td></tr> <tr><td>3:</td><td>10.2</td><td style="text-align: center;">↘</td></tr> </table>	1:	7.8	↗	2:	*10.7	←	3:	10.2	↘
1:	7.8	↗								
2:	*10.7	←								
3:	10.2	↘								
<table style="width:100%; border-collapse: collapse;"> <tr> <td style="width:80%;">Serie</td> <td style="text-align: right;">27.0</td> </tr> <tr> <td>Total</td> <td style="text-align: right;">0.0</td> </tr> </table>		Serie	27.0	Total	0.0					
Serie	27.0									
Total	0.0									

<p>20 Skud</p>	<table style="width:100%; border-collapse: collapse;"> <tr><td style="width:10%;">1:</td><td style="width:15%;">10.0</td><td style="width:10%; text-align: center;">↗</td></tr> <tr><td>2:</td><td>9.4</td><td style="text-align: center;">→</td></tr> <tr><td>3:</td><td>8.9</td><td style="text-align: center;">→</td></tr> <tr><td>4:</td><td>10.4</td><td style="text-align: center;">→</td></tr> <tr><td>5:</td><td>*10.6</td><td style="text-align: center;">←</td></tr> <tr><td>6:</td><td>*10.8</td><td style="text-align: center;">↗</td></tr> <tr><td>7:</td><td>9.3</td><td style="text-align: center;">↘</td></tr> <tr><td>8:</td><td>10.0</td><td style="text-align: center;">←</td></tr> <tr><td>9:</td><td>9.5</td><td style="text-align: center;">→</td></tr> <tr><td>10:</td><td>10.0</td><td style="text-align: center;">↘</td></tr> </table>	1:	10.0	↗	2:	9.4	→	3:	8.9	→	4:	10.4	→	5:	*10.6	←	6:	*10.8	↗	7:	9.3	↘	8:	10.0	←	9:	9.5	→	10:	10.0	↘
1:	10.0	↗																													
2:	9.4	→																													
3:	8.9	→																													
4:	10.4	→																													
5:	*10.6	←																													
6:	*10.8	↗																													
7:	9.3	↘																													
8:	10.0	←																													
9:	9.5	→																													
10:	10.0	↘																													
<table style="width:100%; border-collapse: collapse;"> <tr> <td style="width:80%;">Serie</td> <td style="text-align: right;">95.0</td> </tr> <tr> <td>Total</td> <td style="text-align: right;">95.0</td> </tr> </table>		Serie	95.0	Total	95.0																										
Serie	95.0																														
Total	95.0																														

<p>20 Skud</p>	<table style="width:100%; border-collapse: collapse;"> <tr><td style="width:10%;">11:</td><td style="width:15%;">9.6</td><td style="width:10%; text-align: center;">→</td></tr> <tr><td>12:</td><td>*10.5</td><td style="text-align: center;">↘</td></tr> <tr><td>13:</td><td>9.1</td><td style="text-align: center;">↗</td></tr> <tr><td>14:</td><td>10.3</td><td style="text-align: center;">→</td></tr> <tr><td>15:</td><td>9.6</td><td style="text-align: center;">↑</td></tr> <tr><td>16:</td><td>10.2</td><td style="text-align: center;">←</td></tr> <tr><td>17:</td><td>9.2</td><td style="text-align: center;">→</td></tr> <tr><td>18:</td><td>8.9</td><td style="text-align: center;">→</td></tr> <tr><td>19:</td><td>*10.5</td><td style="text-align: center;">↘</td></tr> <tr><td>20:</td><td>9.5</td><td style="text-align: center;">↗</td></tr> </table>	11:	9.6	→	12:	*10.5	↘	13:	9.1	↗	14:	10.3	→	15:	9.6	↑	16:	10.2	←	17:	9.2	→	18:	8.9	→	19:	*10.5	↘	20:	9.5	↗
11:	9.6	→																													
12:	*10.5	↘																													
13:	9.1	↗																													
14:	10.3	→																													
15:	9.6	↑																													
16:	10.2	←																													
17:	9.2	→																													
18:	8.9	→																													
19:	*10.5	↘																													
20:	9.5	↗																													
<table style="width:100%; border-collapse: collapse;"> <tr> <td style="width:80%;">Serie</td> <td style="text-align: right;">93.0</td> </tr> <tr> <td>Total</td> <td style="text-align: right;">188.0</td> </tr> </table>		Serie	93.0	Total	188.0																										
Serie	93.0																														
Total	188.0																														

<p>Prøve</p>	<table style="width:100%; border-collapse: collapse;"> <tr><td style="text-align: right;">1:</td><td style="text-align: right;">10.4</td><td style="text-align: right;">←</td></tr> <tr><td style="text-align: right;">2:</td><td style="text-align: right;">9.8</td><td style="text-align: right;">→</td></tr> <tr><td style="text-align: right;">3:</td><td style="text-align: right;">*10.7</td><td style="text-align: right;">↗</td></tr> <tr><td style="text-align: right;">4:</td><td style="text-align: right;">*10.7</td><td style="text-align: right;">↘</td></tr> <tr><td style="text-align: right;">5:</td><td style="text-align: right;">10.4</td><td style="text-align: right;">↑</td></tr> <tr><td style="text-align: right;">6:</td><td style="text-align: right;">*10.6</td><td style="text-align: right;">↙</td></tr> <tr><td style="text-align: right;">7:</td><td style="text-align: right;">10.1</td><td style="text-align: right;">↘</td></tr> <tr><td style="text-align: right;">8:</td><td style="text-align: right;">9.8</td><td style="text-align: right;">↘</td></tr> <tr><td style="text-align: right;">9:</td><td style="text-align: right;">*10.6</td><td style="text-align: right;">↘</td></tr> <tr><td style="text-align: right;">10:</td><td style="text-align: right;">10.4</td><td style="text-align: right;">↘</td></tr> <tr style="border-top: 1px solid black;"><td colspan="2">Serie</td><td style="text-align: right;">98.0</td></tr> <tr><td colspan="2">Total</td><td style="text-align: right;">0.0</td></tr> </table>	1:	10.4	←	2:	9.8	→	3:	*10.7	↗	4:	*10.7	↘	5:	10.4	↑	6:	*10.6	↙	7:	10.1	↘	8:	9.8	↘	9:	*10.6	↘	10:	10.4	↘	Serie		98.0	Total		0.0
1:	10.4	←																																			
2:	9.8	→																																			
3:	*10.7	↗																																			
4:	*10.7	↘																																			
5:	10.4	↑																																			
6:	*10.6	↙																																			
7:	10.1	↘																																			
8:	9.8	↘																																			
9:	*10.6	↘																																			
10:	10.4	↘																																			
Serie		98.0																																			
Total		0.0																																			

<p>20 Skud</p>	<table style="width:100%; border-collapse: collapse;"> <tr><td style="text-align: right;">1:</td><td style="text-align: right;">10.1</td><td style="text-align: right;">↘</td></tr> <tr><td style="text-align: right;">2:</td><td style="text-align: right;">10.3</td><td style="text-align: right;">↙</td></tr> <tr><td style="text-align: right;">3:</td><td style="text-align: right;">10.2</td><td style="text-align: right;">→</td></tr> <tr><td style="text-align: right;">4:</td><td style="text-align: right;">*10.8</td><td style="text-align: right;">↘</td></tr> <tr><td style="text-align: right;">5:</td><td style="text-align: right;">9.9</td><td style="text-align: right;">←</td></tr> <tr><td style="text-align: right;">6:</td><td style="text-align: right;">10.0</td><td style="text-align: right;">←</td></tr> <tr><td style="text-align: right;">7:</td><td style="text-align: right;">*10.5</td><td style="text-align: right;">↙</td></tr> <tr><td style="text-align: right;">8:</td><td style="text-align: right;">10.1</td><td style="text-align: right;">↑</td></tr> <tr><td style="text-align: right;">9:</td><td style="text-align: right;">10.5</td><td style="text-align: right;">↘</td></tr> <tr><td style="text-align: right;">10:</td><td style="text-align: right;">*10.7</td><td style="text-align: right;">↘</td></tr> <tr style="border-top: 1px solid black;"><td colspan="2">Serie</td><td style="text-align: right;">99.0</td></tr> <tr><td colspan="2">Total</td><td style="text-align: right;">99.0</td></tr> </table>	1:	10.1	↘	2:	10.3	↙	3:	10.2	→	4:	*10.8	↘	5:	9.9	←	6:	10.0	←	7:	*10.5	↙	8:	10.1	↑	9:	10.5	↘	10:	*10.7	↘	Serie		99.0	Total		99.0
1:	10.1	↘																																			
2:	10.3	↙																																			
3:	10.2	→																																			
4:	*10.8	↘																																			
5:	9.9	←																																			
6:	10.0	←																																			
7:	*10.5	↙																																			
8:	10.1	↑																																			
9:	10.5	↘																																			
10:	*10.7	↘																																			
Serie		99.0																																			
Total		99.0																																			

<p>20 Skud</p>	<table style="width:100%; border-collapse: collapse;"> <tr><td style="text-align: right;">11:</td><td style="text-align: right;">*10.6</td><td style="text-align: right;">↗</td></tr> <tr><td style="text-align: right;">12:</td><td style="text-align: right;">*10.7</td><td style="text-align: right;">→</td></tr> <tr><td style="text-align: right;">13:</td><td style="text-align: right;">10.2</td><td style="text-align: right;">↗</td></tr> <tr><td style="text-align: right;">14:</td><td style="text-align: right;">*10.6</td><td style="text-align: right;">↗</td></tr> <tr><td style="text-align: right;">15:</td><td style="text-align: right;">*10.7</td><td style="text-align: right;">→</td></tr> <tr><td style="text-align: right;">16:</td><td style="text-align: right;">9.9</td><td style="text-align: right;">↗</td></tr> <tr><td style="text-align: right;">17:</td><td style="text-align: right;">*10.6</td><td style="text-align: right;">↗</td></tr> <tr><td style="text-align: right;">18:</td><td style="text-align: right;">*10.7</td><td style="text-align: right;">↘</td></tr> <tr><td style="text-align: right;">19:</td><td style="text-align: right;">10.5</td><td style="text-align: right;">↘</td></tr> <tr><td style="text-align: right;">20:</td><td style="text-align: right;">10.2</td><td style="text-align: right;">→</td></tr> <tr style="border-top: 1px solid black;"><td colspan="2">Serie</td><td style="text-align: right;">99.0</td></tr> <tr><td colspan="2">Total</td><td style="text-align: right;">198.0</td></tr> </table>	11:	*10.6	↗	12:	*10.7	→	13:	10.2	↗	14:	*10.6	↗	15:	*10.7	→	16:	9.9	↗	17:	*10.6	↗	18:	*10.7	↘	19:	10.5	↘	20:	10.2	→	Serie		99.0	Total		198.0
11:	*10.6	↗																																			
12:	*10.7	→																																			
13:	10.2	↗																																			
14:	*10.6	↗																																			
15:	*10.7	→																																			
16:	9.9	↗																																			
17:	*10.6	↗																																			
18:	*10.7	↘																																			
19:	10.5	↘																																			
20:	10.2	→																																			
Serie		99.0																																			
Total		198.0																																			

<p>Prøve</p>	<table style="width:100%; border-collapse: collapse;"> <tr><td style="text-align: right;">1:</td><td style="text-align: right;">10.4</td><td style="text-align: right;">↙</td></tr> <tr><td style="text-align: right;">2:</td><td style="text-align: right;">10.4</td><td style="text-align: right;">↑</td></tr> <tr><td style="text-align: right;">3:</td><td style="text-align: right;">10.3</td><td style="text-align: right;">↖</td></tr> <tr><td style="text-align: right;">4:</td><td style="text-align: right;">10.2</td><td style="text-align: right;">↗</td></tr> <tr><td style="text-align: right;">5:</td><td style="text-align: right;">*10.6</td><td style="text-align: right;">↑</td></tr> </table> <table border="1" style="width:100%; border-collapse: collapse; margin-top: 10px;"> <tr> <td style="width:80%;">Serie</td> <td style="text-align: right;">50.0</td> </tr> <tr> <td>Total</td> <td style="text-align: right;">0.0</td> </tr> </table>	1:	10.4	↙	2:	10.4	↑	3:	10.3	↖	4:	10.2	↗	5:	*10.6	↑	Serie	50.0	Total	0.0
1:	10.4	↙																		
2:	10.4	↑																		
3:	10.3	↖																		
4:	10.2	↗																		
5:	*10.6	↑																		
Serie	50.0																			
Total	0.0																			

<p>20 Skud</p>	<table style="width:100%; border-collapse: collapse;"> <tr><td style="text-align: right;">1:</td><td style="text-align: right;">10.0</td><td style="text-align: right;">↗</td></tr> <tr><td style="text-align: right;">2:</td><td style="text-align: right;">10.2</td><td style="text-align: right;">↑</td></tr> <tr><td style="text-align: right;">3:</td><td style="text-align: right;">10.5</td><td style="text-align: right;">↘</td></tr> <tr><td style="text-align: right;">4:</td><td style="text-align: right;">10.2</td><td style="text-align: right;">↗</td></tr> <tr><td style="text-align: right;">5:</td><td style="text-align: right;">9.9</td><td style="text-align: right;">↑</td></tr> <tr><td style="text-align: right;">6:</td><td style="text-align: right;">10.1</td><td style="text-align: right;">↙</td></tr> <tr><td style="text-align: right;">7:</td><td style="text-align: right;">10.4</td><td style="text-align: right;">↙</td></tr> <tr><td style="text-align: right;">8:</td><td style="text-align: right;">10.5</td><td style="text-align: right;">↖</td></tr> <tr><td style="text-align: right;">9:</td><td style="text-align: right;">*10.5</td><td style="text-align: right;">↗</td></tr> <tr><td style="text-align: right;">10:</td><td style="text-align: right;">10.2</td><td style="text-align: right;">↗</td></tr> </table> <table border="1" style="width:100%; border-collapse: collapse; margin-top: 10px;"> <tr> <td style="width:80%;">Serie</td> <td style="text-align: right;">99.0</td> </tr> <tr> <td>Total</td> <td style="text-align: right;">99.0</td> </tr> </table>	1:	10.0	↗	2:	10.2	↑	3:	10.5	↘	4:	10.2	↗	5:	9.9	↑	6:	10.1	↙	7:	10.4	↙	8:	10.5	↖	9:	*10.5	↗	10:	10.2	↗	Serie	99.0	Total	99.0
1:	10.0	↗																																	
2:	10.2	↑																																	
3:	10.5	↘																																	
4:	10.2	↗																																	
5:	9.9	↑																																	
6:	10.1	↙																																	
7:	10.4	↙																																	
8:	10.5	↖																																	
9:	*10.5	↗																																	
10:	10.2	↗																																	
Serie	99.0																																		
Total	99.0																																		

<p>20 Skud</p>	<table style="width:100%; border-collapse: collapse;"> <tr><td style="text-align: right;">11:</td><td style="text-align: right;">*10.7</td><td style="text-align: right;">↗</td></tr> <tr><td style="text-align: right;">12:</td><td style="text-align: right;">*10.6</td><td style="text-align: right;">↑</td></tr> <tr><td style="text-align: right;">13:</td><td style="text-align: right;">10.1</td><td style="text-align: right;">↘</td></tr> <tr><td style="text-align: right;">14:</td><td style="text-align: right;">*10.6</td><td style="text-align: right;">↙</td></tr> <tr><td style="text-align: right;">15:</td><td style="text-align: right;">10.2</td><td style="text-align: right;">↙</td></tr> <tr><td style="text-align: right;">16:</td><td style="text-align: right;">10.4</td><td style="text-align: right;">↖</td></tr> <tr><td style="text-align: right;">17:</td><td style="text-align: right;">10.3</td><td style="text-align: right;">↑</td></tr> <tr><td style="text-align: right;">18:</td><td style="text-align: right;">*10.9</td><td style="text-align: right;">↖</td></tr> <tr><td style="text-align: right;">19:</td><td style="text-align: right;">10.1</td><td style="text-align: right;">↙</td></tr> <tr><td style="text-align: right;">20:</td><td style="text-align: right;">10.3</td><td style="text-align: right;">↖</td></tr> </table> <table border="1" style="width:100%; border-collapse: collapse; margin-top: 10px;"> <tr> <td style="width:80%;">Serie</td> <td style="text-align: right;">100.0</td> </tr> <tr> <td>Total</td> <td style="text-align: right;">199.0</td> </tr> </table>	11:	*10.7	↗	12:	*10.6	↑	13:	10.1	↘	14:	*10.6	↙	15:	10.2	↙	16:	10.4	↖	17:	10.3	↑	18:	*10.9	↖	19:	10.1	↙	20:	10.3	↖	Serie	100.0	Total	199.0
11:	*10.7	↗																																	
12:	*10.6	↑																																	
13:	10.1	↘																																	
14:	*10.6	↙																																	
15:	10.2	↙																																	
16:	10.4	↖																																	
17:	10.3	↑																																	
18:	*10.9	↖																																	
19:	10.1	↙																																	
20:	10.3	↖																																	
Serie	100.0																																		
Total	199.0																																		

<p>Prøve</p>	<table style="width:100%; border-collapse: collapse;"> <tr><td style="width:10%;">1:</td><td style="width:15%;">10.4</td><td style="width:10%; text-align: center;">↘</td></tr> <tr><td>2:</td><td>10.0</td><td style="text-align: center;">↗</td></tr> <tr><td>3:</td><td>9.6</td><td style="text-align: center;">↗</td></tr> <tr><td>4:</td><td>10.2</td><td style="text-align: center;">↗</td></tr> <tr><td>5:</td><td>10.1</td><td style="text-align: center;">↗</td></tr> <tr><td>6:</td><td>10.6</td><td style="text-align: center;">↘</td></tr> <tr><td>7:</td><td>*10.6</td><td style="text-align: center;">↗</td></tr> <tr><td>8:</td><td>10.3</td><td style="text-align: center;">↘</td></tr> </table>	1:	10.4	↘	2:	10.0	↗	3:	9.6	↗	4:	10.2	↗	5:	10.1	↗	6:	10.6	↘	7:	*10.6	↗	8:	10.3	↘
1:	10.4	↘																							
2:	10.0	↗																							
3:	9.6	↗																							
4:	10.2	↗																							
5:	10.1	↗																							
6:	10.6	↘																							
7:	*10.6	↗																							
8:	10.3	↘																							

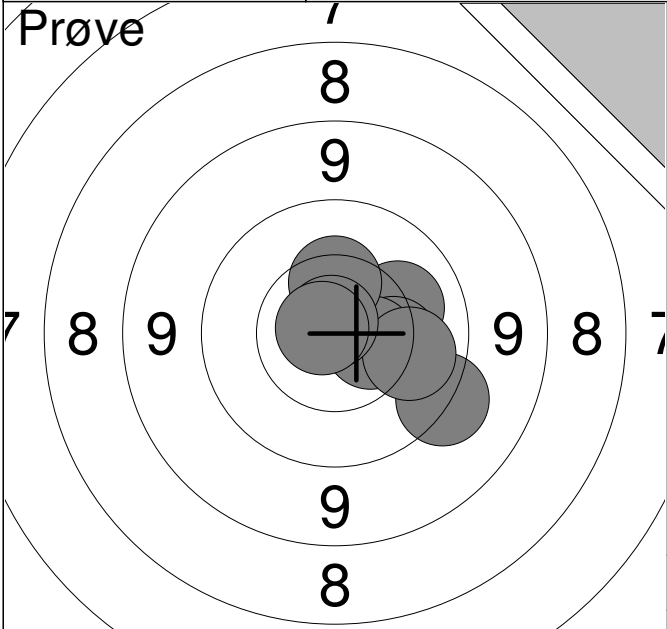
Serie	79.0
Total	0.0

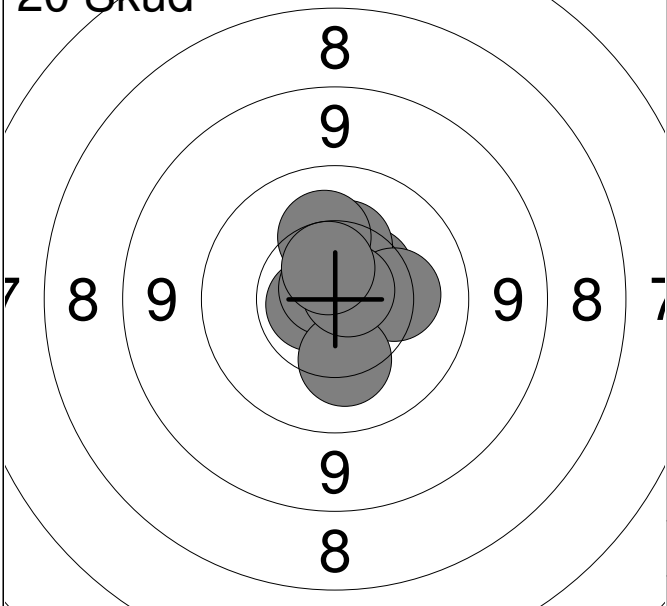
<p>20 Skud</p>	<table style="width:100%; border-collapse: collapse;"> <tr><td style="width:10%;">1:</td><td style="width:15%;">10.3</td><td style="width:10%; text-align: center;">↗</td></tr> <tr><td>2:</td><td>*10.7</td><td style="text-align: center;">↗</td></tr> <tr><td>3:</td><td>10.1</td><td style="text-align: center;">↗</td></tr> <tr><td>4:</td><td>10.5</td><td style="text-align: center;">↖</td></tr> <tr><td>5:</td><td>9.5</td><td style="text-align: center;">↗</td></tr> <tr><td>6:</td><td>9.6</td><td style="text-align: center;">↗</td></tr> <tr><td>7:</td><td>9.9</td><td style="text-align: center;">↗</td></tr> <tr><td>8:</td><td>10.0</td><td style="text-align: center;">↗</td></tr> <tr><td>9:</td><td>10.0</td><td style="text-align: center;">↖</td></tr> <tr><td>10:</td><td>10.4</td><td style="text-align: center;">↖</td></tr> </table>	1:	10.3	↗	2:	*10.7	↗	3:	10.1	↗	4:	10.5	↖	5:	9.5	↗	6:	9.6	↗	7:	9.9	↗	8:	10.0	↗	9:	10.0	↖	10:	10.4	↖
1:	10.3	↗																													
2:	*10.7	↗																													
3:	10.1	↗																													
4:	10.5	↖																													
5:	9.5	↗																													
6:	9.6	↗																													
7:	9.9	↗																													
8:	10.0	↗																													
9:	10.0	↖																													
10:	10.4	↖																													

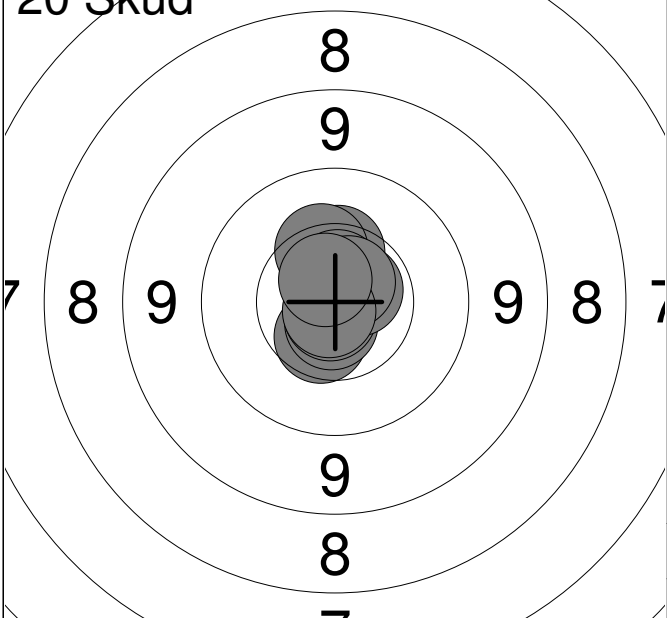
Serie	97.0
Total	97.0

<p>20 Skud</p>	<table style="width:100%; border-collapse: collapse;"> <tr><td style="width:10%;">11:</td><td style="width:15%;">9.4</td><td style="width:10%; text-align: center;">↖</td></tr> <tr><td>12:</td><td>9.8</td><td style="text-align: center;">↗</td></tr> <tr><td>13:</td><td>*10.9</td><td style="text-align: center;">↗</td></tr> <tr><td>14:</td><td>10.0</td><td style="text-align: center;">↖</td></tr> <tr><td>15:</td><td>10.5</td><td style="text-align: center;">↗</td></tr> <tr><td>16:</td><td>10.0</td><td style="text-align: center;">↗</td></tr> <tr><td>17:</td><td>*10.7</td><td style="text-align: center;">↘</td></tr> <tr><td>18:</td><td>10.1</td><td style="text-align: center;">↗</td></tr> <tr><td>19:</td><td>10.3</td><td style="text-align: center;">↖</td></tr> <tr><td>20:</td><td>9.7</td><td style="text-align: center;">↖</td></tr> </table>	11:	9.4	↖	12:	9.8	↗	13:	*10.9	↗	14:	10.0	↖	15:	10.5	↗	16:	10.0	↗	17:	*10.7	↘	18:	10.1	↗	19:	10.3	↖	20:	9.7	↖
11:	9.4	↖																													
12:	9.8	↗																													
13:	*10.9	↗																													
14:	10.0	↖																													
15:	10.5	↗																													
16:	10.0	↗																													
17:	*10.7	↘																													
18:	10.1	↗																													
19:	10.3	↖																													
20:	9.7	↖																													

Serie	97.0
Total	194.0

<p>Prøve</p> 	<table style="width:100%; border-collapse: collapse;"> <tr><td style="width:10%;">1:</td><td style="width:15%;">9.4</td><td style="width:10%; text-align: center;">↘</td></tr> <tr><td>2:</td><td>10.2</td><td style="text-align: center;">→</td></tr> <tr><td>3:</td><td>10.3</td><td style="text-align: center;">→</td></tr> <tr><td>4:</td><td>10.5</td><td style="text-align: center;">→</td></tr> <tr><td>5:</td><td>10.1</td><td style="text-align: center;">→</td></tr> <tr><td>6:</td><td>10.4</td><td style="text-align: center;">↑</td></tr> <tr><td>7:</td><td>*10.8</td><td style="text-align: center;">↑</td></tr> <tr><td>8:</td><td>*10.8</td><td style="text-align: center;">↑</td></tr> </table> <table border="1" style="width:100%; border-collapse: collapse; margin-top: 5px;"> <tr> <td style="width:80%;">Serie</td> <td style="text-align: right;">79.0</td> </tr> <tr> <td>Total</td> <td style="text-align: right;">0.0</td> </tr> </table>	1:	9.4	↘	2:	10.2	→	3:	10.3	→	4:	10.5	→	5:	10.1	→	6:	10.4	↑	7:	*10.8	↑	8:	*10.8	↑	Serie	79.0	Total	0.0
1:	9.4	↘																											
2:	10.2	→																											
3:	10.3	→																											
4:	10.5	→																											
5:	10.1	→																											
6:	10.4	↑																											
7:	*10.8	↑																											
8:	*10.8	↑																											
Serie	79.0																												
Total	0.0																												

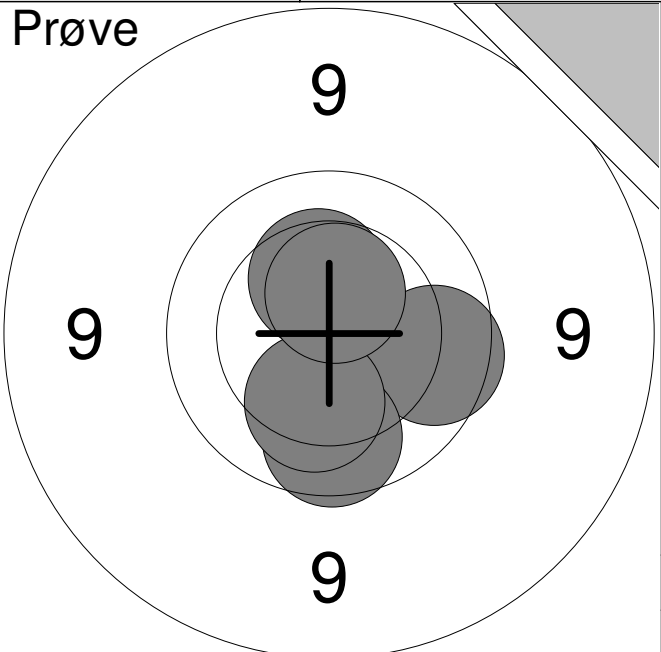
<p>20 Skud</p> 	<table style="width:100%; border-collapse: collapse;"> <tr><td style="width:10%;">1:</td><td style="width:15%;">10.5</td><td style="width:10%; text-align: center;">↑</td></tr> <tr><td>2:</td><td>10.5</td><td style="text-align: center;">↗</td></tr> <tr><td>3:</td><td>10.3</td><td style="text-align: center;">↑</td></tr> <tr><td>4:</td><td>*10.7</td><td style="text-align: center;">←</td></tr> <tr><td>5:</td><td>10.3</td><td style="text-align: center;">→</td></tr> <tr><td>6:</td><td>10.2</td><td style="text-align: center;">↑</td></tr> <tr><td>7:</td><td>*10.8</td><td style="text-align: center;">↗</td></tr> <tr><td>8:</td><td>10.2</td><td style="text-align: center;">↓</td></tr> <tr><td>9:</td><td>*10.8</td><td style="text-align: center;">↗</td></tr> <tr><td>10:</td><td>10.6</td><td style="text-align: center;">↑</td></tr> </table> <table border="1" style="width:100%; border-collapse: collapse; margin-top: 5px;"> <tr> <td style="width:80%;">Serie</td> <td style="text-align: right;">100.0</td> </tr> <tr> <td>Total</td> <td style="text-align: right;">100.0</td> </tr> </table>	1:	10.5	↑	2:	10.5	↗	3:	10.3	↑	4:	*10.7	←	5:	10.3	→	6:	10.2	↑	7:	*10.8	↗	8:	10.2	↓	9:	*10.8	↗	10:	10.6	↑	Serie	100.0	Total	100.0
1:	10.5	↑																																	
2:	10.5	↗																																	
3:	10.3	↑																																	
4:	*10.7	←																																	
5:	10.3	→																																	
6:	10.2	↑																																	
7:	*10.8	↗																																	
8:	10.2	↓																																	
9:	*10.8	↗																																	
10:	10.6	↑																																	
Serie	100.0																																		
Total	100.0																																		

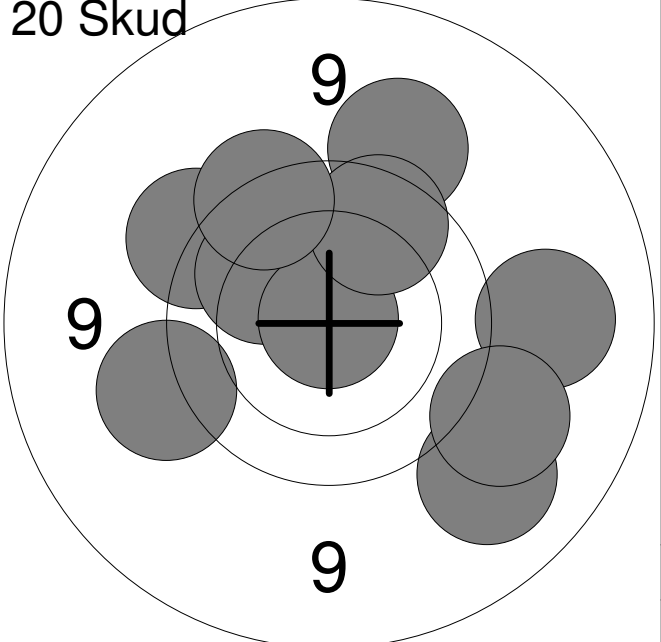
<p>20 Skud</p> 	<table style="width:100%; border-collapse: collapse;"> <tr><td style="width:10%;">11:</td><td style="width:15%;">10.4</td><td style="width:10%; text-align: center;">↑</td></tr> <tr><td>12:</td><td>10.5</td><td style="text-align: center;">↘</td></tr> <tr><td>13:</td><td>*10.7</td><td style="text-align: center;">↓</td></tr> <tr><td>14:</td><td>10.3</td><td style="text-align: center;">↑</td></tr> <tr><td>15:</td><td>*10.8</td><td style="text-align: center;">↘</td></tr> <tr><td>16:</td><td>*10.7</td><td style="text-align: center;">↗</td></tr> <tr><td>17:</td><td>*10.7</td><td style="text-align: center;">↑</td></tr> <tr><td>18:</td><td>*10.7</td><td style="text-align: center;">↗</td></tr> <tr><td>19:</td><td>*10.8</td><td style="text-align: center;">↘</td></tr> <tr><td>20:</td><td>*10.7</td><td style="text-align: center;">↑</td></tr> </table> <table border="1" style="width:100%; border-collapse: collapse; margin-top: 5px;"> <tr> <td style="width:80%;">Serie</td> <td style="text-align: right;">100.0</td> </tr> <tr> <td>Total</td> <td style="text-align: right;">200.0</td> </tr> </table>	11:	10.4	↑	12:	10.5	↘	13:	*10.7	↓	14:	10.3	↑	15:	*10.8	↘	16:	*10.7	↗	17:	*10.7	↑	18:	*10.7	↗	19:	*10.8	↘	20:	*10.7	↑	Serie	100.0	Total	200.0
11:	10.4	↑																																	
12:	10.5	↘																																	
13:	*10.7	↓																																	
14:	10.3	↑																																	
15:	*10.8	↘																																	
16:	*10.7	↗																																	
17:	*10.7	↑																																	
18:	*10.7	↗																																	
19:	*10.8	↘																																	
20:	*10.7	↑																																	
Serie	100.0																																		
Total	200.0																																		

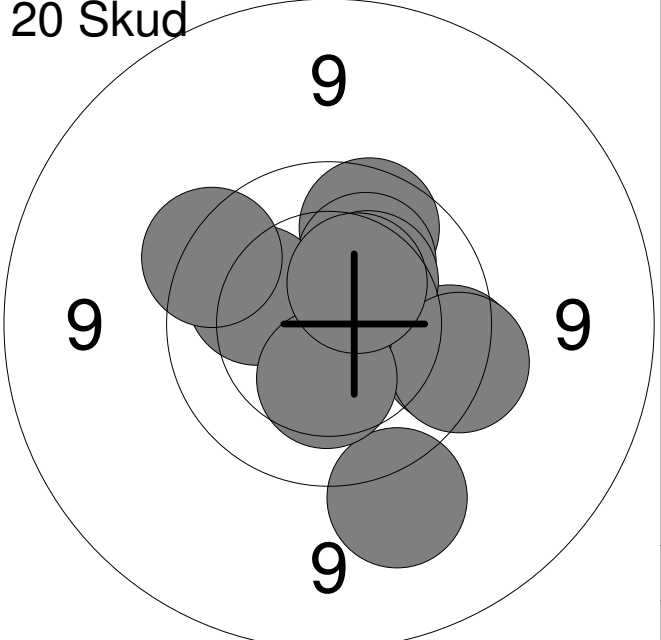
<p>Prøve</p>	<table style="width:100%; border-collapse: collapse;"> <tr><td>1:</td><td>10.0</td><td>←</td></tr> <tr><td>2:</td><td>9.6</td><td>↗</td></tr> <tr><td>3:</td><td>10.1</td><td>←</td></tr> <tr><td>4:</td><td>9.9</td><td>↗</td></tr> <tr><td>5:</td><td>*10.6</td><td>→</td></tr> <tr><td>6:</td><td>9.9</td><td>→</td></tr> <tr><td>7:</td><td>10.4</td><td>↗</td></tr> <tr><td>8:</td><td>10.0</td><td>↓</td></tr> <tr><td>9:</td><td>*10.8</td><td>↗</td></tr> <tr><td>10:</td><td>*10.7</td><td>↘</td></tr> </table>	1:	10.0	←	2:	9.6	↗	3:	10.1	←	4:	9.9	↗	5:	*10.6	→	6:	9.9	→	7:	10.4	↗	8:	10.0	↓	9:	*10.8	↗	10:	*10.7	↘
1:	10.0	←																													
2:	9.6	↗																													
3:	10.1	←																													
4:	9.9	↗																													
5:	*10.6	→																													
6:	9.9	→																													
7:	10.4	↗																													
8:	10.0	↓																													
9:	*10.8	↗																													
10:	*10.7	↘																													
	Serie 97.0																														
	Total 0.0																														

<p>20 Skud</p>	<table style="width:100%; border-collapse: collapse;"> <tr><td>1:</td><td>10.3</td><td>↓</td></tr> <tr><td>2:</td><td>10.4</td><td>←</td></tr> <tr><td>3:</td><td>*10.6</td><td>↓</td></tr> <tr><td>4:</td><td>9.7</td><td>↗</td></tr> <tr><td>5:</td><td>10.5</td><td>↗</td></tr> <tr><td>6:</td><td>9.6</td><td>↗</td></tr> <tr><td>7:</td><td>10.0</td><td>↗</td></tr> <tr><td>8:</td><td>*10.6</td><td>↗</td></tr> <tr><td>9:</td><td>10.4</td><td>↗</td></tr> <tr><td>10:</td><td>10.4</td><td>↗</td></tr> </table>	1:	10.3	↓	2:	10.4	←	3:	*10.6	↓	4:	9.7	↗	5:	10.5	↗	6:	9.6	↗	7:	10.0	↗	8:	*10.6	↗	9:	10.4	↗	10:	10.4	↗
1:	10.3	↓																													
2:	10.4	←																													
3:	*10.6	↓																													
4:	9.7	↗																													
5:	10.5	↗																													
6:	9.6	↗																													
7:	10.0	↗																													
8:	*10.6	↗																													
9:	10.4	↗																													
10:	10.4	↗																													
	Serie 98.0																														
	Total 98.0																														

<p>20 Skud</p>	<table style="width:100%; border-collapse: collapse;"> <tr><td>11:</td><td>*10.9</td><td>↘</td></tr> <tr><td>12:</td><td>9.9</td><td>↗</td></tr> <tr><td>13:</td><td>*10.7</td><td>↗</td></tr> <tr><td>14:</td><td>10.4</td><td>↗</td></tr> <tr><td>15:</td><td>10.2</td><td>↓</td></tr> <tr><td>16:</td><td>9.9</td><td>→</td></tr> <tr><td>17:</td><td>*10.7</td><td>↗</td></tr> <tr><td>18:</td><td>9.8</td><td>↗</td></tr> <tr><td>19:</td><td>10.2</td><td>→</td></tr> <tr><td>20:</td><td>*10.7</td><td>↗</td></tr> </table>	11:	*10.9	↘	12:	9.9	↗	13:	*10.7	↗	14:	10.4	↗	15:	10.2	↓	16:	9.9	→	17:	*10.7	↗	18:	9.8	↗	19:	10.2	→	20:	*10.7	↗
11:	*10.9	↘																													
12:	9.9	↗																													
13:	*10.7	↗																													
14:	10.4	↗																													
15:	10.2	↓																													
16:	9.9	→																													
17:	*10.7	↗																													
18:	9.8	↗																													
19:	10.2	→																													
20:	*10.7	↗																													
	Serie 97.0																														
	Total 195.0																														

<p>Prøve</p> 	<table style="width:100%; border-collapse: collapse;"> <tr><td style="width:10%;">1:</td><td style="width:15%;">9.9</td><td style="width:10%; text-align: right;">→</td></tr> <tr><td>2:</td><td>10.3</td><td style="text-align: right;">↑</td></tr> <tr><td>3:</td><td>9.9</td><td style="text-align: right;">↓</td></tr> <tr><td>4:</td><td>10.2</td><td style="text-align: right;">↓</td></tr> <tr><td>5:</td><td>*10.5</td><td style="text-align: right;">↑</td></tr> </table> <table border="1" style="width:100%; border-collapse: collapse; margin-top: 5px;"> <tr> <td style="width:80%;">Serie</td> <td style="text-align: right;">48.0</td> </tr> <tr> <td>Total</td> <td style="text-align: right;">0.0</td> </tr> </table>	1:	9.9	→	2:	10.3	↑	3:	9.9	↓	4:	10.2	↓	5:	*10.5	↑	Serie	48.0	Total	0.0
1:	9.9	→																		
2:	10.3	↑																		
3:	9.9	↓																		
4:	10.2	↓																		
5:	*10.5	↑																		
Serie	48.0																			
Total	0.0																			

<p>20 Skud</p> 	<table style="width:100%; border-collapse: collapse;"> <tr><td style="width:10%;">1:</td><td style="width:15%;">9.5</td><td style="width:10%; text-align: right;">↖</td></tr> <tr><td>2:</td><td>9.4</td><td style="text-align: right;">←</td></tr> <tr><td>3:</td><td>9.4</td><td style="text-align: right;">↗</td></tr> <tr><td>4:</td><td>10.1</td><td style="text-align: right;">↗</td></tr> <tr><td>5:</td><td>*10.9</td><td style="text-align: right;">↑</td></tr> <tr><td>6:</td><td>9.8</td><td style="text-align: right;">↗</td></tr> <tr><td>7:</td><td>9.2</td><td style="text-align: right;">↘</td></tr> <tr><td>8:</td><td>9.7</td><td style="text-align: right;">↗</td></tr> <tr><td>9:</td><td>9.2</td><td style="text-align: right;">→</td></tr> <tr><td>10:</td><td>9.3</td><td style="text-align: right;">↘</td></tr> </table> <table border="1" style="width:100%; border-collapse: collapse; margin-top: 5px;"> <tr> <td style="width:80%;">Serie</td> <td style="text-align: right;">92.0</td> </tr> <tr> <td>Total</td> <td style="text-align: right;">92.0</td> </tr> </table>	1:	9.5	↖	2:	9.4	←	3:	9.4	↗	4:	10.1	↗	5:	*10.9	↑	6:	9.8	↗	7:	9.2	↘	8:	9.7	↗	9:	9.2	→	10:	9.3	↘	Serie	92.0	Total	92.0
1:	9.5	↖																																	
2:	9.4	←																																	
3:	9.4	↗																																	
4:	10.1	↗																																	
5:	*10.9	↑																																	
6:	9.8	↗																																	
7:	9.2	↘																																	
8:	9.7	↗																																	
9:	9.2	→																																	
10:	9.3	↘																																	
Serie	92.0																																		
Total	92.0																																		

<p>20 Skud</p> 	<table style="width:100%; border-collapse: collapse;"> <tr><td style="width:10%;">11:</td><td style="width:15%;">9.7</td><td style="width:10%; text-align: right;">→</td></tr> <tr><td>12:</td><td>9.9</td><td style="text-align: right;">↗</td></tr> <tr><td>13:</td><td>10.2</td><td style="text-align: right;">↗</td></tr> <tr><td>14:</td><td>10.3</td><td style="text-align: right;">↗</td></tr> <tr><td>15:</td><td>10.1</td><td style="text-align: right;">↗</td></tr> <tr><td>16:</td><td>9.4</td><td style="text-align: right;">↘</td></tr> <tr><td>17:</td><td>9.7</td><td style="text-align: right;">→</td></tr> <tr><td>18:</td><td>10.4</td><td style="text-align: right;">↓</td></tr> <tr><td>19:</td><td>10.4</td><td style="text-align: right;">↗</td></tr> <tr><td>20:</td><td>9.7</td><td style="text-align: right;">↖</td></tr> </table> <table border="1" style="width:100%; border-collapse: collapse; margin-top: 5px;"> <tr> <td style="width:80%;">Serie</td> <td style="text-align: right;">95.0</td> </tr> <tr> <td>Total</td> <td style="text-align: right;">187.0</td> </tr> </table>	11:	9.7	→	12:	9.9	↗	13:	10.2	↗	14:	10.3	↗	15:	10.1	↗	16:	9.4	↘	17:	9.7	→	18:	10.4	↓	19:	10.4	↗	20:	9.7	↖	Serie	95.0	Total	187.0
11:	9.7	→																																	
12:	9.9	↗																																	
13:	10.2	↗																																	
14:	10.3	↗																																	
15:	10.1	↗																																	
16:	9.4	↘																																	
17:	9.7	→																																	
18:	10.4	↓																																	
19:	10.4	↗																																	
20:	9.7	↖																																	
Serie	95.0																																		
Total	187.0																																		

<p>Prøve</p>	<table style="width:100%; border-collapse: collapse;"> <tr><td style="width:10%;">1:</td><td style="width:20%;">10.2</td><td style="width:10%; text-align: right;">←</td></tr> <tr><td>2:</td><td>10.0</td><td style="text-align: right;">↓</td></tr> <tr><td>3:</td><td>10.1</td><td style="text-align: right;">→</td></tr> <tr><td>4:</td><td>9.6</td><td style="text-align: right;">↗</td></tr> <tr><td>5:</td><td>9.7</td><td style="text-align: right;">→</td></tr> </table> <table border="1" style="width:100%; border-collapse: collapse; margin-top: 10px;"> <tr> <td style="width:80%;">Serie</td> <td style="width:20%; text-align: right;">48.0</td> </tr> <tr> <td>Total</td> <td style="text-align: right;">0.0</td> </tr> </table>	1:	10.2	←	2:	10.0	↓	3:	10.1	→	4:	9.6	↗	5:	9.7	→	Serie	48.0	Total	0.0
1:	10.2	←																		
2:	10.0	↓																		
3:	10.1	→																		
4:	9.6	↗																		
5:	9.7	→																		
Serie	48.0																			
Total	0.0																			

<p>20 Skud</p>	<table style="width:100%; border-collapse: collapse;"> <tr><td style="width:10%;">1:</td><td style="width:20%;">8.9</td><td style="width:10%; text-align: right;">↗</td></tr> <tr><td>2:</td><td>10.2</td><td style="text-align: right;">↓</td></tr> <tr><td>3:</td><td>10.1</td><td style="text-align: right;">↓</td></tr> <tr><td>4:</td><td>9.9</td><td style="text-align: right;">↓</td></tr> <tr><td>5:</td><td>10.2</td><td style="text-align: right;">→</td></tr> <tr><td>6:</td><td>10.4</td><td style="text-align: right;">↗</td></tr> <tr><td>7:</td><td>9.6</td><td style="text-align: right;">↑</td></tr> <tr><td>8:</td><td>9.3</td><td style="text-align: right;">↗</td></tr> <tr><td>9:</td><td>9.9</td><td style="text-align: right;">↓</td></tr> <tr><td>10:</td><td>*10.7</td><td style="text-align: right;">↑</td></tr> </table> <table border="1" style="width:100%; border-collapse: collapse; margin-top: 10px;"> <tr> <td style="width:80%;">Serie</td> <td style="width:20%; text-align: right;">94.0</td> </tr> <tr> <td>Total</td> <td style="text-align: right;">94.0</td> </tr> </table>	1:	8.9	↗	2:	10.2	↓	3:	10.1	↓	4:	9.9	↓	5:	10.2	→	6:	10.4	↗	7:	9.6	↑	8:	9.3	↗	9:	9.9	↓	10:	*10.7	↑	Serie	94.0	Total	94.0
1:	8.9	↗																																	
2:	10.2	↓																																	
3:	10.1	↓																																	
4:	9.9	↓																																	
5:	10.2	→																																	
6:	10.4	↗																																	
7:	9.6	↑																																	
8:	9.3	↗																																	
9:	9.9	↓																																	
10:	*10.7	↑																																	
Serie	94.0																																		
Total	94.0																																		

<p>20 Skud</p>	<table style="width:100%; border-collapse: collapse;"> <tr><td style="width:10%;">11:</td><td style="width:20%;">*10.5</td><td style="width:10%; text-align: right;">↗</td></tr> <tr><td>12:</td><td>*10.5</td><td style="text-align: right;">↓</td></tr> <tr><td>13:</td><td>9.6</td><td style="text-align: right;">↓</td></tr> <tr><td>14:</td><td>*10.6</td><td style="text-align: right;">↗</td></tr> <tr><td>15:</td><td>9.5</td><td style="text-align: right;">↗</td></tr> <tr><td>16:</td><td>10.2</td><td style="text-align: right;">→</td></tr> <tr><td>17:</td><td>9.1</td><td style="text-align: right;">↓</td></tr> <tr><td>18:</td><td>9.8</td><td style="text-align: right;">↗</td></tr> <tr><td>19:</td><td>10.1</td><td style="text-align: right;">↗</td></tr> <tr><td>20:</td><td>9.8</td><td style="text-align: right;">←</td></tr> </table> <table border="1" style="width:100%; border-collapse: collapse; margin-top: 10px;"> <tr> <td style="width:80%;">Serie</td> <td style="width:20%; text-align: right;">95.0</td> </tr> <tr> <td>Total</td> <td style="text-align: right;">189.0</td> </tr> </table>	11:	*10.5	↗	12:	*10.5	↓	13:	9.6	↓	14:	*10.6	↗	15:	9.5	↗	16:	10.2	→	17:	9.1	↓	18:	9.8	↗	19:	10.1	↗	20:	9.8	←	Serie	95.0	Total	189.0
11:	*10.5	↗																																	
12:	*10.5	↓																																	
13:	9.6	↓																																	
14:	*10.6	↗																																	
15:	9.5	↗																																	
16:	10.2	→																																	
17:	9.1	↓																																	
18:	9.8	↗																																	
19:	10.1	↗																																	
20:	9.8	←																																	
Serie	95.0																																		
Total	189.0																																		

<p>Prøve</p>	<table style="width:100%; border-collapse: collapse;"> <tr><td style="text-align: right;">1:</td><td style="text-align: right;">10.0</td><td style="text-align: right;">↗</td></tr> <tr><td style="text-align: right;">2:</td><td style="text-align: right;">10.3</td><td style="text-align: right;">↘</td></tr> <tr><td style="text-align: right;">3:</td><td style="text-align: right;">*10.5</td><td style="text-align: right;">↑</td></tr> <tr><td style="text-align: right;">4:</td><td style="text-align: right;">10.3</td><td style="text-align: right;">↘</td></tr> <tr><td style="text-align: right;">5:</td><td style="text-align: right;">*10.7</td><td style="text-align: right;">←</td></tr> </table> <table border="1" style="width:100%; border-collapse: collapse; margin-top: 10px;"> <tr> <td style="width:80%;">Serie</td> <td style="text-align: right;">50.0</td> </tr> <tr> <td>Total</td> <td style="text-align: right;">0.0</td> </tr> </table>	1:	10.0	↗	2:	10.3	↘	3:	*10.5	↑	4:	10.3	↘	5:	*10.7	←	Serie	50.0	Total	0.0
1:	10.0	↗																		
2:	10.3	↘																		
3:	*10.5	↑																		
4:	10.3	↘																		
5:	*10.7	←																		
Serie	50.0																			
Total	0.0																			

<p>20 Skud</p>	<table style="width:100%; border-collapse: collapse;"> <tr><td style="text-align: right;">1:</td><td style="text-align: right;">10.1</td><td style="text-align: right;">↑</td></tr> <tr><td style="text-align: right;">2:</td><td style="text-align: right;">*10.5</td><td style="text-align: right;">↖</td></tr> <tr><td style="text-align: right;">3:</td><td style="text-align: right;">10.4</td><td style="text-align: right;">↗</td></tr> <tr><td style="text-align: right;">4:</td><td style="text-align: right;">*10.8</td><td style="text-align: right;">↗</td></tr> <tr><td style="text-align: right;">5:</td><td style="text-align: right;">*10.7</td><td style="text-align: right;">↑</td></tr> <tr><td style="text-align: right;">6:</td><td style="text-align: right;">*10.5</td><td style="text-align: right;">→</td></tr> <tr><td style="text-align: right;">7:</td><td style="text-align: right;">10.3</td><td style="text-align: right;">↗</td></tr> <tr><td style="text-align: right;">8:</td><td style="text-align: right;">*10.6</td><td style="text-align: right;">↗</td></tr> <tr><td style="text-align: right;">9:</td><td style="text-align: right;">10.0</td><td style="text-align: right;">←</td></tr> <tr><td style="text-align: right;">10:</td><td style="text-align: right;">10.1</td><td style="text-align: right;">↗</td></tr> </table> <table border="1" style="width:100%; border-collapse: collapse; margin-top: 10px;"> <tr> <td style="width:80%;">Serie</td> <td style="text-align: right;">100.0</td> </tr> <tr> <td>Total</td> <td style="text-align: right;">100.0</td> </tr> </table>	1:	10.1	↑	2:	*10.5	↖	3:	10.4	↗	4:	*10.8	↗	5:	*10.7	↑	6:	*10.5	→	7:	10.3	↗	8:	*10.6	↗	9:	10.0	←	10:	10.1	↗	Serie	100.0	Total	100.0
1:	10.1	↑																																	
2:	*10.5	↖																																	
3:	10.4	↗																																	
4:	*10.8	↗																																	
5:	*10.7	↑																																	
6:	*10.5	→																																	
7:	10.3	↗																																	
8:	*10.6	↗																																	
9:	10.0	←																																	
10:	10.1	↗																																	
Serie	100.0																																		
Total	100.0																																		

<p>20 Skud</p>	<table style="width:100%; border-collapse: collapse;"> <tr><td style="text-align: right;">11:</td><td style="text-align: right;">10.3</td><td style="text-align: right;">←</td></tr> <tr><td style="text-align: right;">12:</td><td style="text-align: right;">*10.7</td><td style="text-align: right;">↙</td></tr> <tr><td style="text-align: right;">13:</td><td style="text-align: right;">*10.5</td><td style="text-align: right;">↙</td></tr> <tr><td style="text-align: right;">14:</td><td style="text-align: right;">10.5</td><td style="text-align: right;">←</td></tr> <tr><td style="text-align: right;">15:</td><td style="text-align: right;">10.2</td><td style="text-align: right;">↑</td></tr> <tr><td style="text-align: right;">16:</td><td style="text-align: right;">10.2</td><td style="text-align: right;">↙</td></tr> <tr><td style="text-align: right;">17:</td><td style="text-align: right;">*10.6</td><td style="text-align: right;">↑</td></tr> <tr><td style="text-align: right;">18:</td><td style="text-align: right;">10.5</td><td style="text-align: right;">→</td></tr> <tr><td style="text-align: right;">19:</td><td style="text-align: right;">9.6</td><td style="text-align: right;">←</td></tr> <tr><td style="text-align: right;">20:</td><td style="text-align: right;">*10.6</td><td style="text-align: right;">↘</td></tr> </table> <table border="1" style="width:100%; border-collapse: collapse; margin-top: 10px;"> <tr> <td style="width:80%;">Serie</td> <td style="text-align: right;">99.0</td> </tr> <tr> <td>Total</td> <td style="text-align: right;">199.0</td> </tr> </table>	11:	10.3	←	12:	*10.7	↙	13:	*10.5	↙	14:	10.5	←	15:	10.2	↑	16:	10.2	↙	17:	*10.6	↑	18:	10.5	→	19:	9.6	←	20:	*10.6	↘	Serie	99.0	Total	199.0
11:	10.3	←																																	
12:	*10.7	↙																																	
13:	*10.5	↙																																	
14:	10.5	←																																	
15:	10.2	↑																																	
16:	10.2	↙																																	
17:	*10.6	↑																																	
18:	10.5	→																																	
19:	9.6	←																																	
20:	*10.6	↘																																	
Serie	99.0																																		
Total	199.0																																		

Hold
10

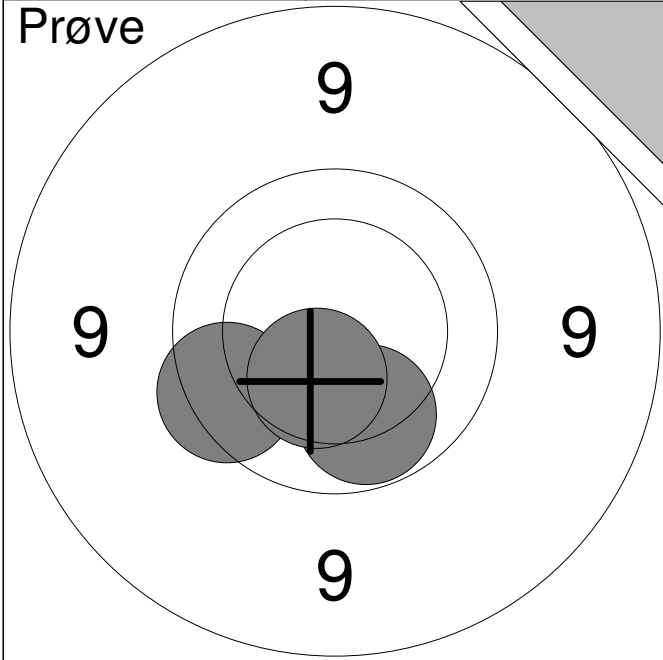
Skive
7

Camilla K. Frydkjær

Aalborg Skyttekreds

MUN

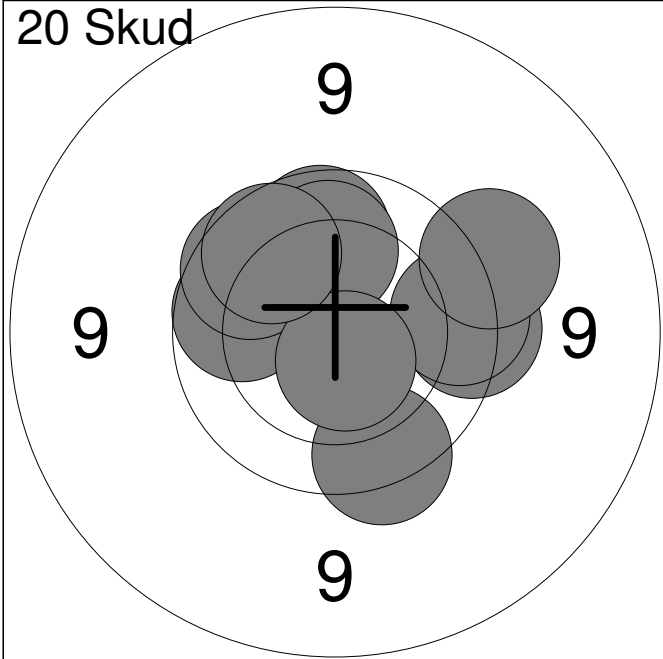
Prøve



1:	9.8	↖
2:	10.0	↓
3:	10.4	↙

Serie	29.0
Total	0.0

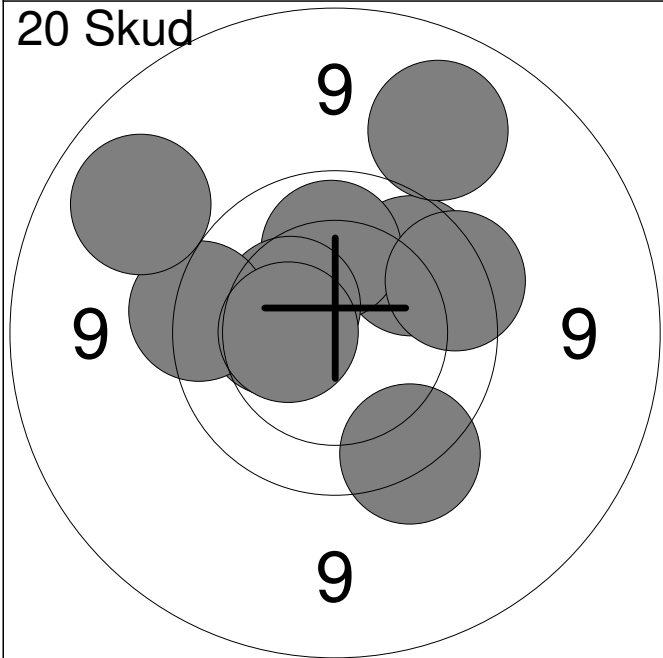
20 Skud



1:	9.9	↖
2:	9.7	→
3:	9.9	↑
4:	9.7	→
5:	10.1	↑
6:	9.9	↗
7:	9.7	↓
8:	9.5	↗
9:	*10.6	↓
10:	9.9	↗

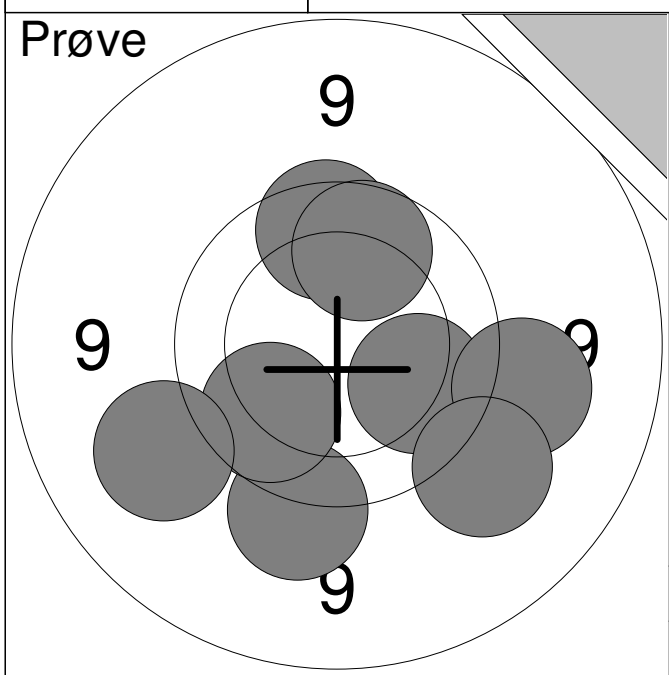
Serie	92.0
Total	92.0

20 Skud

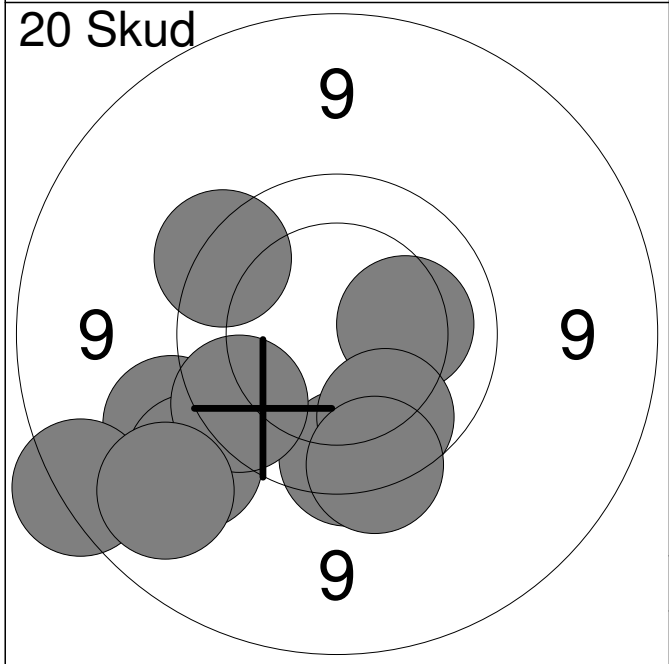


11:	9.9	↗
12:	10.1	↑
13:	10.3	↖
14:	10.4	↗
15:	9.7	↖
16:	9.7	↗
17:	10.4	↖
18:	9.6	↓
19:	9.1	↗
20:	9.1	↗

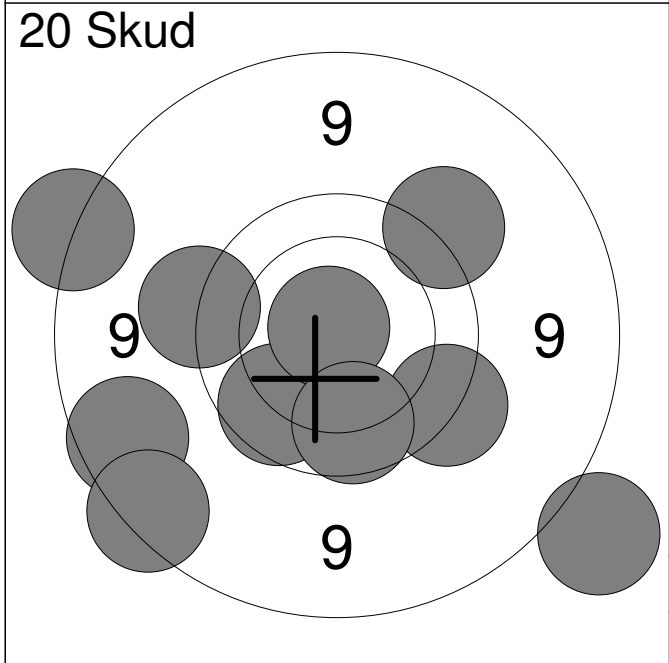
Serie	94.0
Total	186.0



1:	10.0	→
2:	9.8	↑
3:	9.9	↑
4:	9.5	↓
5:	9.4	→
6:	9.9	↙
7:	9.3	↙
8:	9.4	↓
Serie		73.0
Total		0.0



1:	9.7	↓
2:	9.3	↙
3:	10.2	→
4:	9.3	↙
5:	9.7	↗
6:	9.9	↓
7:	8.8	↙
8:	9.7	↓
9:	9.8	↙
10:	9.1	↙
Serie		90.0
Total		90.0



11:	9.9	↙
12:	*10.8	↗
13:	9.6	↓
14:	8.5	↓
15:	9.5	↖
16:	8.9	↙
17:	9.4	↗
18:	8.8	↙
19:	9.9	↓
20:	8.7	↖
Serie		87.0
Total		177.0

<p>Prøve</p>	<table style="width:100%; border-collapse: collapse;"> <tr><td style="width:10%;">1:</td><td style="width:20%;">8.8</td><td style="width:10%; text-align: center;">↑</td></tr> <tr><td>2:</td><td>10.1</td><td style="text-align: center;">↑</td></tr> <tr><td>3:</td><td>10.0</td><td style="text-align: center;">↘</td></tr> <tr><td>4:</td><td>*10.7</td><td style="text-align: center;">↗</td></tr> <tr><td>5:</td><td>10.1</td><td style="text-align: center;">↑</td></tr> <tr><td>6:</td><td>10.1</td><td style="text-align: center;">↘</td></tr> <tr><td>7:</td><td>9.5</td><td style="text-align: center;">↑</td></tr> <tr><td>8:</td><td>10.5</td><td style="text-align: center;">↑</td></tr> </table>	1:	8.8	↑	2:	10.1	↑	3:	10.0	↘	4:	*10.7	↗	5:	10.1	↑	6:	10.1	↘	7:	9.5	↑	8:	10.5	↑
1:	8.8	↑																							
2:	10.1	↑																							
3:	10.0	↘																							
4:	*10.7	↗																							
5:	10.1	↑																							
6:	10.1	↘																							
7:	9.5	↑																							
8:	10.5	↑																							
<table style="width:100%; border-collapse: collapse;"> <tr> <td style="width:10%;"></td> <td style="width:20%;">Serie</td> <td style="width:60%; text-align: right;">77.0</td> </tr> <tr> <td></td> <td>Total</td> <td style="text-align: right;">0.0</td> </tr> </table>			Serie	77.0		Total	0.0																		
	Serie	77.0																							
	Total	0.0																							

<p>20 Skud</p>	<table style="width:100%; border-collapse: collapse;"> <tr><td style="width:10%;">1:</td><td style="width:20%;">10.1</td><td style="width:10%; text-align: center;">↗</td></tr> <tr><td>2:</td><td>10.6</td><td style="text-align: center;">↗</td></tr> <tr><td>3:</td><td>9.0</td><td style="text-align: center;">↗</td></tr> <tr><td>4:</td><td>8.4</td><td style="text-align: center;">↗</td></tr> <tr><td>5:</td><td>*10.6</td><td style="text-align: center;">↗</td></tr> <tr><td>6:</td><td>9.9</td><td style="text-align: center;">↗</td></tr> <tr><td>7:</td><td>10.1</td><td style="text-align: center;">←</td></tr> <tr><td>8:</td><td>9.5</td><td style="text-align: center;">↗</td></tr> <tr><td>9:</td><td>10.5</td><td style="text-align: center;">↑</td></tr> <tr><td>10:</td><td>10.0</td><td style="text-align: center;">↗</td></tr> </table>	1:	10.1	↗	2:	10.6	↗	3:	9.0	↗	4:	8.4	↗	5:	*10.6	↗	6:	9.9	↗	7:	10.1	←	8:	9.5	↗	9:	10.5	↑	10:	10.0	↗
1:	10.1	↗																													
2:	10.6	↗																													
3:	9.0	↗																													
4:	8.4	↗																													
5:	*10.6	↗																													
6:	9.9	↗																													
7:	10.1	←																													
8:	9.5	↗																													
9:	10.5	↑																													
10:	10.0	↗																													
<table style="width:100%; border-collapse: collapse;"> <tr> <td style="width:10%;"></td> <td style="width:20%;">Serie</td> <td style="width:60%; text-align: right;">95.0</td> </tr> <tr> <td></td> <td>Total</td> <td style="text-align: right;">95.0</td> </tr> </table>			Serie	95.0		Total	95.0																								
	Serie	95.0																													
	Total	95.0																													

<p>20 Skud</p>	<table style="width:100%; border-collapse: collapse;"> <tr><td style="width:10%;">11:</td><td style="width:20%;">9.2</td><td style="width:10%; text-align: center;">↘</td></tr> <tr><td>12:</td><td>10.1</td><td style="text-align: center;">↗</td></tr> <tr><td>13:</td><td>*10.7</td><td style="text-align: center;">↘</td></tr> <tr><td>14:</td><td>9.5</td><td style="text-align: center;">↗</td></tr> <tr><td>15:</td><td>9.9</td><td style="text-align: center;">↘</td></tr> <tr><td>16:</td><td>10.2</td><td style="text-align: center;">←</td></tr> <tr><td>17:</td><td>10.5</td><td style="text-align: center;">↘</td></tr> <tr><td>18:</td><td>*10.7</td><td style="text-align: center;">↑</td></tr> <tr><td>19:</td><td>*10.6</td><td style="text-align: center;">↑</td></tr> <tr><td>20:</td><td>10.4</td><td style="text-align: center;">←</td></tr> </table>	11:	9.2	↘	12:	10.1	↗	13:	*10.7	↘	14:	9.5	↗	15:	9.9	↘	16:	10.2	←	17:	10.5	↘	18:	*10.7	↑	19:	*10.6	↑	20:	10.4	←
11:	9.2	↘																													
12:	10.1	↗																													
13:	*10.7	↘																													
14:	9.5	↗																													
15:	9.9	↘																													
16:	10.2	←																													
17:	10.5	↘																													
18:	*10.7	↑																													
19:	*10.6	↑																													
20:	10.4	←																													
<table style="width:100%; border-collapse: collapse;"> <tr> <td style="width:10%;"></td> <td style="width:20%;">Serie</td> <td style="width:60%; text-align: right;">97.0</td> </tr> <tr> <td></td> <td>Total</td> <td style="text-align: right;">192.0</td> </tr> </table>			Serie	97.0		Total	192.0																								
	Serie	97.0																													
	Total	192.0																													

<p>Prøve</p>	<table style="width:100%; border-collapse: collapse;"> <tr><td style="text-align: right;">1:</td><td style="text-align: right;">10.0</td><td style="text-align: right;">→</td></tr> <tr><td style="text-align: right;">2:</td><td style="text-align: right;">10.0</td><td style="text-align: right;">↗</td></tr> <tr><td style="text-align: right;">3:</td><td style="text-align: right;">*10.5</td><td style="text-align: right;">↑</td></tr> <tr><td style="text-align: right;">4:</td><td style="text-align: right;">*10.7</td><td style="text-align: right;">↗</td></tr> <tr><td style="text-align: right;">5:</td><td style="text-align: right;">10.0</td><td style="text-align: right;">↑</td></tr> <tr><td style="text-align: right;">6:</td><td style="text-align: right;">10.1</td><td style="text-align: right;">↖</td></tr> <tr><td style="text-align: right;">7:</td><td style="text-align: right;">10.2</td><td style="text-align: right;">↙</td></tr> <tr><td style="text-align: right;">8:</td><td style="text-align: right;">10.4</td><td style="text-align: right;">←</td></tr> <tr><td style="text-align: right;">9:</td><td style="text-align: right;">10.0</td><td style="text-align: right;">←</td></tr> <tr><td style="text-align: right;">10:</td><td style="text-align: right;">*10.8</td><td style="text-align: right;">↖</td></tr> </table> <table border="1" style="width:100%; border-collapse: collapse; margin-top: 5px;"> <tr> <td style="width:80%;">Serie</td> <td style="text-align: right;">100.0</td> </tr> <tr> <td>Total</td> <td style="text-align: right;">0.0</td> </tr> </table>	1:	10.0	→	2:	10.0	↗	3:	*10.5	↑	4:	*10.7	↗	5:	10.0	↑	6:	10.1	↖	7:	10.2	↙	8:	10.4	←	9:	10.0	←	10:	*10.8	↖	Serie	100.0	Total	0.0
1:	10.0	→																																	
2:	10.0	↗																																	
3:	*10.5	↑																																	
4:	*10.7	↗																																	
5:	10.0	↑																																	
6:	10.1	↖																																	
7:	10.2	↙																																	
8:	10.4	←																																	
9:	10.0	←																																	
10:	*10.8	↖																																	
Serie	100.0																																		
Total	0.0																																		

<p>20 Skud</p>	<table style="width:100%; border-collapse: collapse;"> <tr><td style="text-align: right;">1:</td><td style="text-align: right;">10.4</td><td style="text-align: right;">↗</td></tr> <tr><td style="text-align: right;">2:</td><td style="text-align: right;">10.2</td><td style="text-align: right;">↗</td></tr> <tr><td style="text-align: right;">3:</td><td style="text-align: right;">10.4</td><td style="text-align: right;">↙</td></tr> <tr><td style="text-align: right;">4:</td><td style="text-align: right;">*10.7</td><td style="text-align: right;">↗</td></tr> <tr><td style="text-align: right;">5:</td><td style="text-align: right;">*10.6</td><td style="text-align: right;">↙</td></tr> <tr><td style="text-align: right;">6:</td><td style="text-align: right;">10.1</td><td style="text-align: right;">↙</td></tr> <tr><td style="text-align: right;">7:</td><td style="text-align: right;">*10.8</td><td style="text-align: right;">↙</td></tr> <tr><td style="text-align: right;">8:</td><td style="text-align: right;">10.4</td><td style="text-align: right;">↗</td></tr> <tr><td style="text-align: right;">9:</td><td style="text-align: right;">10.3</td><td style="text-align: right;">↗</td></tr> <tr><td style="text-align: right;">10:</td><td style="text-align: right;">*10.8</td><td style="text-align: right;">↗</td></tr> </table> <table border="1" style="width:100%; border-collapse: collapse; margin-top: 5px;"> <tr> <td style="width:80%;">Serie</td> <td style="text-align: right;">100.0</td> </tr> <tr> <td>Total</td> <td style="text-align: right;">100.0</td> </tr> </table>	1:	10.4	↗	2:	10.2	↗	3:	10.4	↙	4:	*10.7	↗	5:	*10.6	↙	6:	10.1	↙	7:	*10.8	↙	8:	10.4	↗	9:	10.3	↗	10:	*10.8	↗	Serie	100.0	Total	100.0
1:	10.4	↗																																	
2:	10.2	↗																																	
3:	10.4	↙																																	
4:	*10.7	↗																																	
5:	*10.6	↙																																	
6:	10.1	↙																																	
7:	*10.8	↙																																	
8:	10.4	↗																																	
9:	10.3	↗																																	
10:	*10.8	↗																																	
Serie	100.0																																		
Total	100.0																																		

<p>20 Skud</p>	<table style="width:100%; border-collapse: collapse;"> <tr><td style="text-align: right;">11:</td><td style="text-align: right;">*10.6</td><td style="text-align: right;">↙</td></tr> <tr><td style="text-align: right;">12:</td><td style="text-align: right;">10.4</td><td style="text-align: right;">↙</td></tr> <tr><td style="text-align: right;">13:</td><td style="text-align: right;">*10.7</td><td style="text-align: right;">↗</td></tr> <tr><td style="text-align: right;">14:</td><td style="text-align: right;">10.3</td><td style="text-align: right;">↙</td></tr> <tr><td style="text-align: right;">15:</td><td style="text-align: right;">*10.7</td><td style="text-align: right;">↙</td></tr> <tr><td style="text-align: right;">16:</td><td style="text-align: right;">10.2</td><td style="text-align: right;">↗</td></tr> <tr><td style="text-align: right;">17:</td><td style="text-align: right;">9.8</td><td style="text-align: right;">↗</td></tr> <tr><td style="text-align: right;">18:</td><td style="text-align: right;">*10.7</td><td style="text-align: right;">↑</td></tr> <tr><td style="text-align: right;">19:</td><td style="text-align: right;">*10.9</td><td style="text-align: right;">←</td></tr> <tr><td style="text-align: right;">20:</td><td style="text-align: right;">10.1</td><td style="text-align: right;">↗</td></tr> </table> <table border="1" style="width:100%; border-collapse: collapse; margin-top: 5px;"> <tr> <td style="width:80%;">Serie</td> <td style="text-align: right;">99.0</td> </tr> <tr> <td>Total</td> <td style="text-align: right;">199.0</td> </tr> </table>	11:	*10.6	↙	12:	10.4	↙	13:	*10.7	↗	14:	10.3	↙	15:	*10.7	↙	16:	10.2	↗	17:	9.8	↗	18:	*10.7	↑	19:	*10.9	←	20:	10.1	↗	Serie	99.0	Total	199.0
11:	*10.6	↙																																	
12:	10.4	↙																																	
13:	*10.7	↗																																	
14:	10.3	↙																																	
15:	*10.7	↙																																	
16:	10.2	↗																																	
17:	9.8	↗																																	
18:	*10.7	↑																																	
19:	*10.9	←																																	
20:	10.1	↗																																	
Serie	99.0																																		
Total	199.0																																		

Hold
10

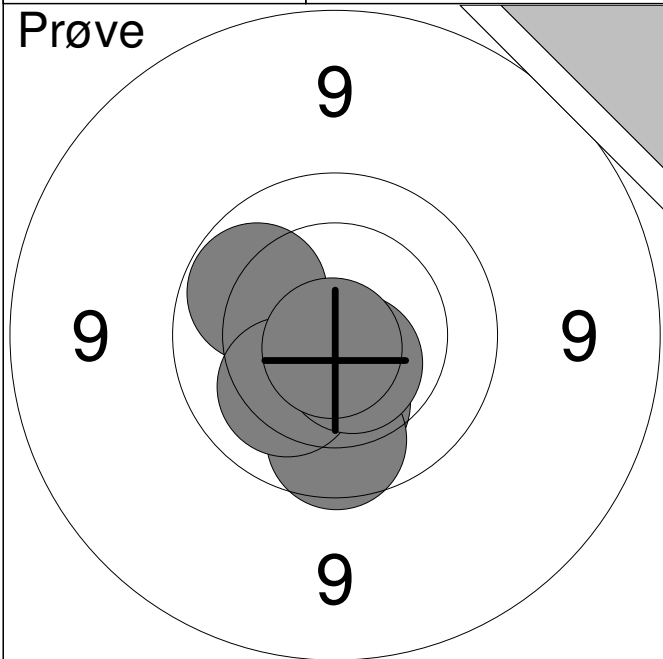
Skive
11

Mariann H. Weinreich

Ulsted Skf.

ÅK1

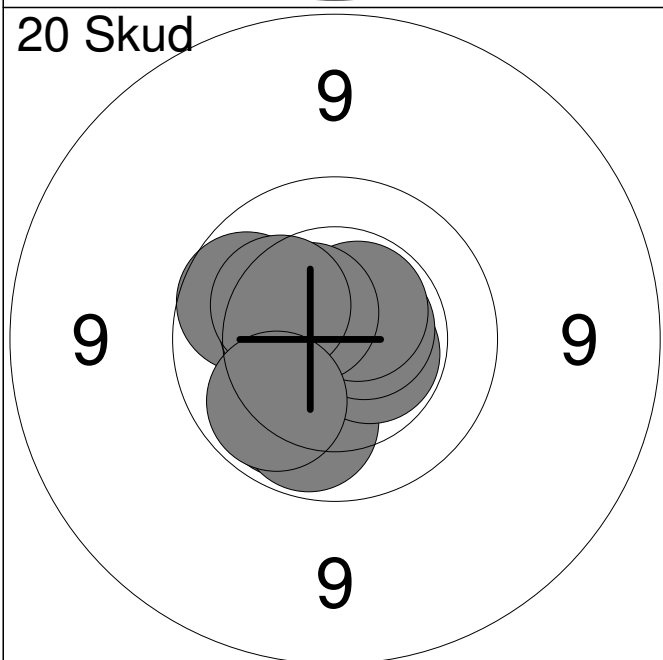
Prøve



1:	10.0	↗
2:	10.2	↓
3:	9.9	↓
4:	10.2	↖
5:	*10.6	↘
6:	*10.8	↘

Serie	59.0
Total	0.0

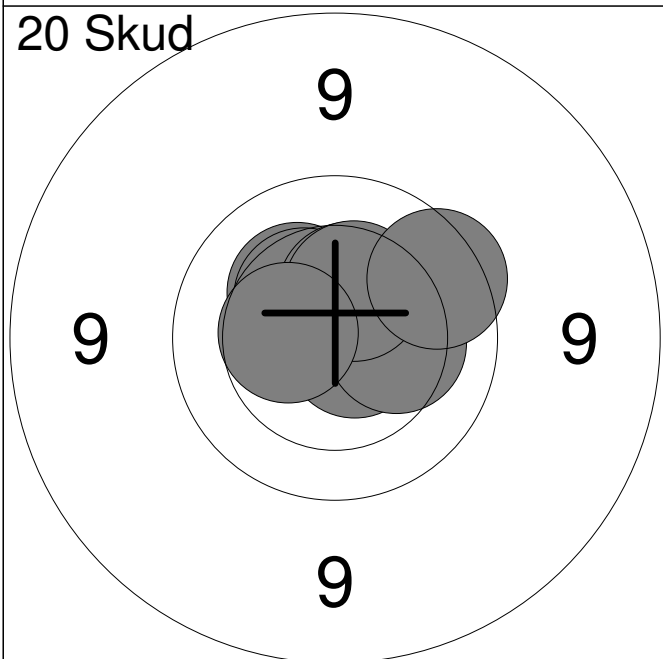
20 Skud



1:	10.1	↙
2:	10.0	↓
3:	*10.5	→
4:	*10.6	→
5:	*10.6	↗
6:	9.9	↗
7:	10.4	↗
8:	*10.5	↗
9:	10.3	↗
10:	10.0	↙

Serie	99.0
Total	99.0

20 Skud



11:	10.4	→
12:	*10.7	↓
13:	10.3	↗
14:	*10.5	↗
15:	10.4	↗
16:	10.4	↗
17:	10.3	→
18:	10.4	↗
19:	9.8	↗
20:	10.4	←

Serie	99.0
Total	198.0

<p>Prøve</p>	<table style="width:100%; border-collapse: collapse;"> <tr><td style="width:10%;">1:</td><td style="width:20%;">9.8</td><td style="width:10%; text-align: right;">↘</td></tr> <tr><td>2:</td><td>10.1</td><td style="text-align: right;">↘</td></tr> <tr><td>3:</td><td>9.0</td><td style="text-align: right;">←</td></tr> <tr><td>4:</td><td>*10.5</td><td style="text-align: right;">↘</td></tr> <tr><td>5:</td><td>9.5</td><td style="text-align: right;">→</td></tr> </table>	1:	9.8	↘	2:	10.1	↘	3:	9.0	←	4:	*10.5	↘	5:	9.5	→
1:	9.8	↘														
2:	10.1	↘														
3:	9.0	←														
4:	*10.5	↘														
5:	9.5	→														
<table style="width:100%; border-collapse: collapse;"> <tr> <td style="width:10%;">Serie</td> <td style="width:80%;"></td> <td style="width:10%; text-align: right;">47.0</td> </tr> <tr> <td>Total</td> <td></td> <td style="text-align: right;">0.0</td> </tr> </table>		Serie		47.0	Total		0.0									
Serie		47.0														
Total		0.0														

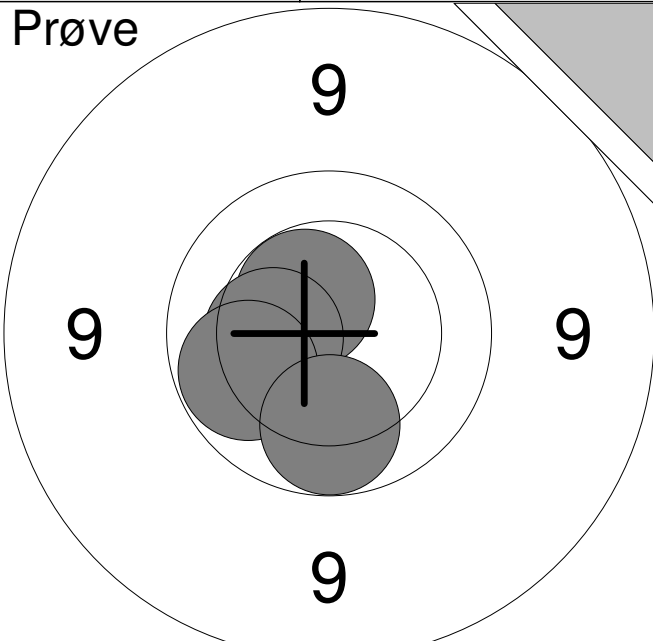
<p>20 Skud</p>	<table style="width:100%; border-collapse: collapse;"> <tr><td style="width:10%;">1:</td><td style="width:20%;">9.9</td><td style="width:10%; text-align: right;">↘</td></tr> <tr><td>2:</td><td>8.6</td><td style="text-align: right;">←</td></tr> <tr><td>3:</td><td>9.9</td><td style="text-align: right;">↗</td></tr> <tr><td>4:</td><td>9.1</td><td style="text-align: right;">↘</td></tr> <tr><td>5:</td><td>9.8</td><td style="text-align: right;">↘</td></tr> <tr><td>6:</td><td>9.6</td><td style="text-align: right;">↗</td></tr> <tr><td>7:</td><td>10.3</td><td style="text-align: right;">↘</td></tr> <tr><td>8:</td><td>10.1</td><td style="text-align: right;">→</td></tr> <tr><td>9:</td><td>9.4</td><td style="text-align: right;">←</td></tr> <tr><td>10:</td><td>8.7</td><td style="text-align: right;">↘</td></tr> </table>	1:	9.9	↘	2:	8.6	←	3:	9.9	↗	4:	9.1	↘	5:	9.8	↘	6:	9.6	↗	7:	10.3	↘	8:	10.1	→	9:	9.4	←	10:	8.7	↘
1:	9.9	↘																													
2:	8.6	←																													
3:	9.9	↗																													
4:	9.1	↘																													
5:	9.8	↘																													
6:	9.6	↗																													
7:	10.3	↘																													
8:	10.1	→																													
9:	9.4	←																													
10:	8.7	↘																													
<table style="width:100%; border-collapse: collapse;"> <tr> <td style="width:10%;">Serie</td> <td style="width:80%;"></td> <td style="width:10%; text-align: right;">90.0</td> </tr> <tr> <td>Total</td> <td></td> <td style="text-align: right;">90.0</td> </tr> </table>		Serie		90.0	Total		90.0																								
Serie		90.0																													
Total		90.0																													

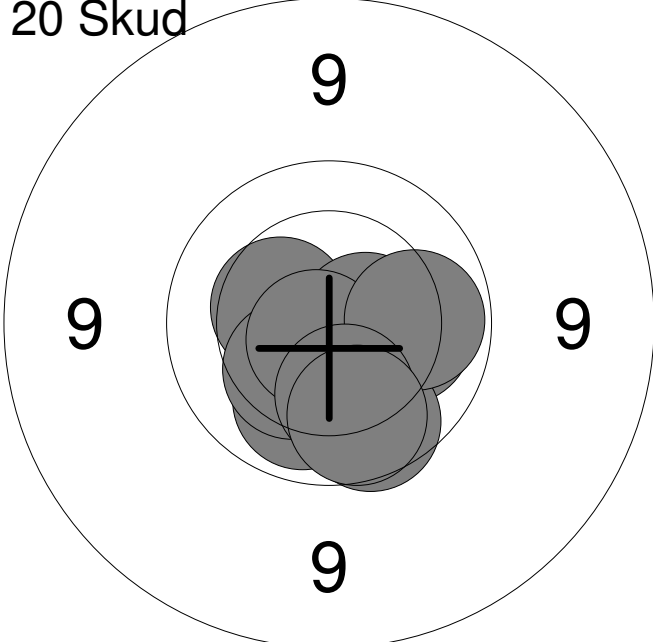
<p>20 Skud</p>	<table style="width:100%; border-collapse: collapse;"> <tr><td style="width:10%;">11:</td><td style="width:20%;">9.8</td><td style="width:10%; text-align: right;">←</td></tr> <tr><td>12:</td><td>9.1</td><td style="text-align: right;">←</td></tr> <tr><td>13:</td><td>10.4</td><td style="text-align: right;">←</td></tr> <tr><td>14:</td><td>10.2</td><td style="text-align: right;">↗</td></tr> <tr><td>15:</td><td>8.9</td><td style="text-align: right;">↗</td></tr> <tr><td>16:</td><td>9.0</td><td style="text-align: right;">←</td></tr> <tr><td>17:</td><td>8.9</td><td style="text-align: right;">←</td></tr> <tr><td>18:</td><td>10.4</td><td style="text-align: right;">↘</td></tr> <tr><td>19:</td><td>9.3</td><td style="text-align: right;">→</td></tr> <tr><td>20:</td><td>9.1</td><td style="text-align: right;">←</td></tr> </table>	11:	9.8	←	12:	9.1	←	13:	10.4	←	14:	10.2	↗	15:	8.9	↗	16:	9.0	←	17:	8.9	←	18:	10.4	↘	19:	9.3	→	20:	9.1	←
11:	9.8	←																													
12:	9.1	←																													
13:	10.4	←																													
14:	10.2	↗																													
15:	8.9	↗																													
16:	9.0	←																													
17:	8.9	←																													
18:	10.4	↘																													
19:	9.3	→																													
20:	9.1	←																													
<table style="width:100%; border-collapse: collapse;"> <tr> <td style="width:10%;">Serie</td> <td style="width:80%;"></td> <td style="width:10%; text-align: right;">91.0</td> </tr> <tr> <td>Total</td> <td></td> <td style="text-align: right;">181.0</td> </tr> </table>		Serie		91.0	Total		181.0																								
Serie		91.0																													
Total		181.0																													

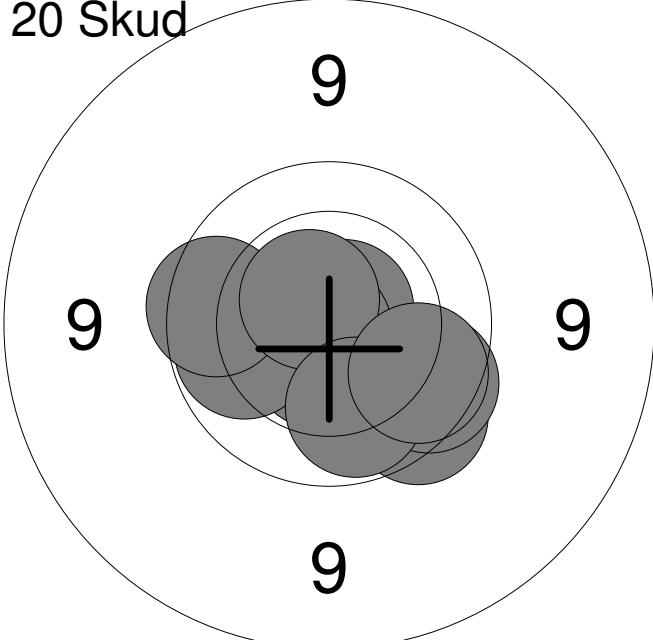
<p>Prøve</p>	<table style="width:100%; border-collapse: collapse;"> <tr><td style="text-align: right;">1:</td><td style="text-align: right;">*10.7</td><td style="text-align: right;">←</td></tr> <tr><td style="text-align: right;">2:</td><td style="text-align: right;">10.2</td><td style="text-align: right;">→</td></tr> <tr><td style="text-align: right;">3:</td><td style="text-align: right;">10.5</td><td style="text-align: right;">↗</td></tr> <tr><td style="text-align: right;">4:</td><td style="text-align: right;">10.1</td><td style="text-align: right;">↗</td></tr> <tr><td style="text-align: right;">5:</td><td style="text-align: right;">10.2</td><td style="text-align: right;">↗</td></tr> <tr><td style="text-align: right;">6:</td><td style="text-align: right;">9.6</td><td style="text-align: right;">↗</td></tr> <tr><td style="text-align: right;">7:</td><td style="text-align: right;">10.3</td><td style="text-align: right;">↗</td></tr> <tr><td style="text-align: right;">8:</td><td style="text-align: right;">9.5</td><td style="text-align: right;">→</td></tr> <tr><td style="text-align: right;">9:</td><td style="text-align: right;">9.8</td><td style="text-align: right;">↗</td></tr> <tr><td style="text-align: right;">10:</td><td style="text-align: right;">9.5</td><td style="text-align: right;">→</td></tr> <tr style="border-top: 1px solid black;"><td colspan="2">Serie</td><td style="text-align: right;">96.0</td></tr> <tr><td colspan="2">Total</td><td style="text-align: right;">0.0</td></tr> </table>	1:	*10.7	←	2:	10.2	→	3:	10.5	↗	4:	10.1	↗	5:	10.2	↗	6:	9.6	↗	7:	10.3	↗	8:	9.5	→	9:	9.8	↗	10:	9.5	→	Serie		96.0	Total		0.0
1:	*10.7	←																																			
2:	10.2	→																																			
3:	10.5	↗																																			
4:	10.1	↗																																			
5:	10.2	↗																																			
6:	9.6	↗																																			
7:	10.3	↗																																			
8:	9.5	→																																			
9:	9.8	↗																																			
10:	9.5	→																																			
Serie		96.0																																			
Total		0.0																																			

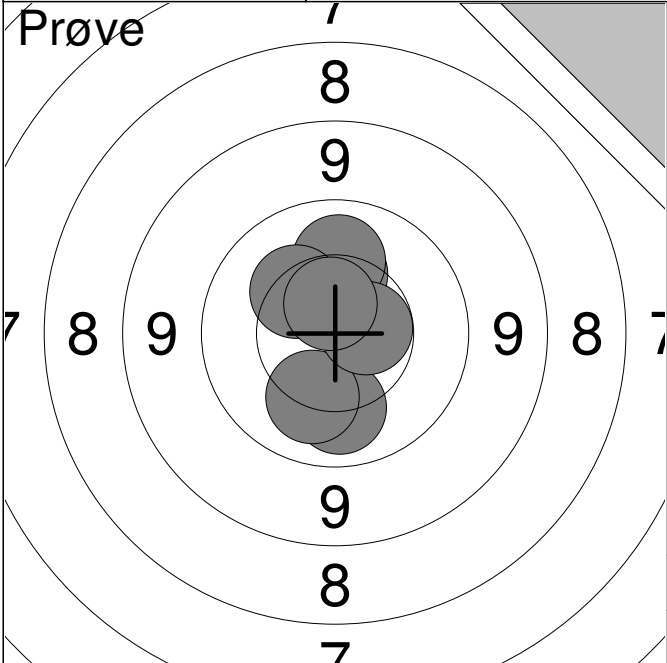
<p>20 Skud</p>	<table style="width:100%; border-collapse: collapse;"> <tr><td style="text-align: right;">1:</td><td style="text-align: right;">*10.7</td><td style="text-align: right;">→</td></tr> <tr><td style="text-align: right;">2:</td><td style="text-align: right;">9.8</td><td style="text-align: right;">→</td></tr> <tr><td style="text-align: right;">3:</td><td style="text-align: right;">9.8</td><td style="text-align: right;">→</td></tr> <tr><td style="text-align: right;">4:</td><td style="text-align: right;">9.9</td><td style="text-align: right;">↘</td></tr> <tr><td style="text-align: right;">5:</td><td style="text-align: right;">9.7</td><td style="text-align: right;">↘</td></tr> <tr><td style="text-align: right;">6:</td><td style="text-align: right;">9.9</td><td style="text-align: right;">→</td></tr> <tr><td style="text-align: right;">7:</td><td style="text-align: right;">9.3</td><td style="text-align: right;">↘</td></tr> <tr><td style="text-align: right;">8:</td><td style="text-align: right;">9.6</td><td style="text-align: right;">↘</td></tr> <tr><td style="text-align: right;">9:</td><td style="text-align: right;">10.3</td><td style="text-align: right;">↘</td></tr> <tr><td style="text-align: right;">10:</td><td style="text-align: right;">10.1</td><td style="text-align: right;">↗</td></tr> <tr style="border-top: 1px solid black;"><td colspan="2">Serie</td><td style="text-align: right;">93.0</td></tr> <tr><td colspan="2">Total</td><td style="text-align: right;">93.0</td></tr> </table>	1:	*10.7	→	2:	9.8	→	3:	9.8	→	4:	9.9	↘	5:	9.7	↘	6:	9.9	→	7:	9.3	↘	8:	9.6	↘	9:	10.3	↘	10:	10.1	↗	Serie		93.0	Total		93.0
1:	*10.7	→																																			
2:	9.8	→																																			
3:	9.8	→																																			
4:	9.9	↘																																			
5:	9.7	↘																																			
6:	9.9	→																																			
7:	9.3	↘																																			
8:	9.6	↘																																			
9:	10.3	↘																																			
10:	10.1	↗																																			
Serie		93.0																																			
Total		93.0																																			

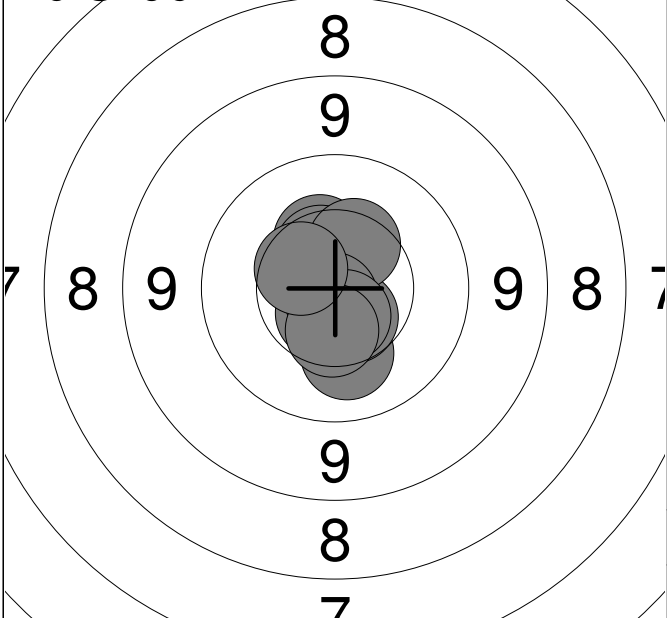
<p>20 Skud</p>	<table style="width:100%; border-collapse: collapse;"> <tr><td style="text-align: right;">11:</td><td style="text-align: right;">9.9</td><td style="text-align: right;">←</td></tr> <tr><td style="text-align: right;">12:</td><td style="text-align: right;">*10.6</td><td style="text-align: right;">→</td></tr> <tr><td style="text-align: right;">13:</td><td style="text-align: right;">9.8</td><td style="text-align: right;">↗</td></tr> <tr><td style="text-align: right;">14:</td><td style="text-align: right;">9.3</td><td style="text-align: right;">↘</td></tr> <tr><td style="text-align: right;">15:</td><td style="text-align: right;">10.1</td><td style="text-align: right;">←</td></tr> <tr><td style="text-align: right;">16:</td><td style="text-align: right;">10.4</td><td style="text-align: right;">↘</td></tr> <tr><td style="text-align: right;">17:</td><td style="text-align: right;">10.1</td><td style="text-align: right;">→</td></tr> <tr><td style="text-align: right;">18:</td><td style="text-align: right;">9.8</td><td style="text-align: right;">↘</td></tr> <tr><td style="text-align: right;">19:</td><td style="text-align: right;">*10.8</td><td style="text-align: right;">↘</td></tr> <tr><td style="text-align: right;">20:</td><td style="text-align: right;">*10.8</td><td style="text-align: right;">↘</td></tr> <tr style="border-top: 1px solid black;"><td colspan="2">Serie</td><td style="text-align: right;">96.0</td></tr> <tr><td colspan="2">Total</td><td style="text-align: right;">189.0</td></tr> </table>	11:	9.9	←	12:	*10.6	→	13:	9.8	↗	14:	9.3	↘	15:	10.1	←	16:	10.4	↘	17:	10.1	→	18:	9.8	↘	19:	*10.8	↘	20:	*10.8	↘	Serie		96.0	Total		189.0
11:	9.9	←																																			
12:	*10.6	→																																			
13:	9.8	↗																																			
14:	9.3	↘																																			
15:	10.1	←																																			
16:	10.4	↘																																			
17:	10.1	→																																			
18:	9.8	↘																																			
19:	*10.8	↘																																			
20:	*10.8	↘																																			
Serie		96.0																																			
Total		189.0																																			

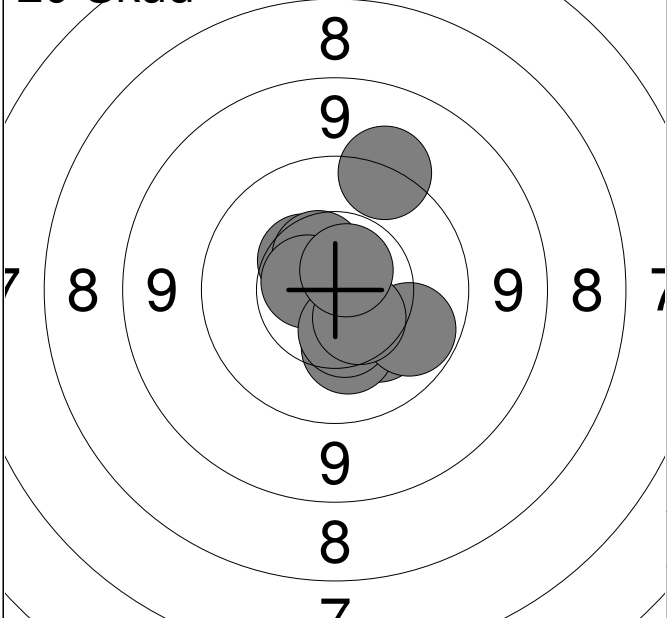
<p>Prøve</p> 	<table style="width:100%;"> <tr><td>1:</td><td>*10.5</td><td>↗</td></tr> <tr><td>2:</td><td>10.3</td><td>←</td></tr> <tr><td>3:</td><td>10.0</td><td>↙</td></tr> <tr><td>4:</td><td>10.0</td><td>↓</td></tr> </table>	1:	*10.5	↗	2:	10.3	←	3:	10.0	↙	4:	10.0	↓
1:	*10.5	↗											
2:	10.3	←											
3:	10.0	↙											
4:	10.0	↓											
	<table border="1" style="width:100%; border-collapse: collapse;"> <tr> <td style="width:80%;">Serie</td> <td style="text-align: right;">40.0</td> </tr> <tr> <td>Total</td> <td style="text-align: right;">0.0</td> </tr> </table>	Serie	40.0	Total	0.0								
Serie	40.0												
Total	0.0												

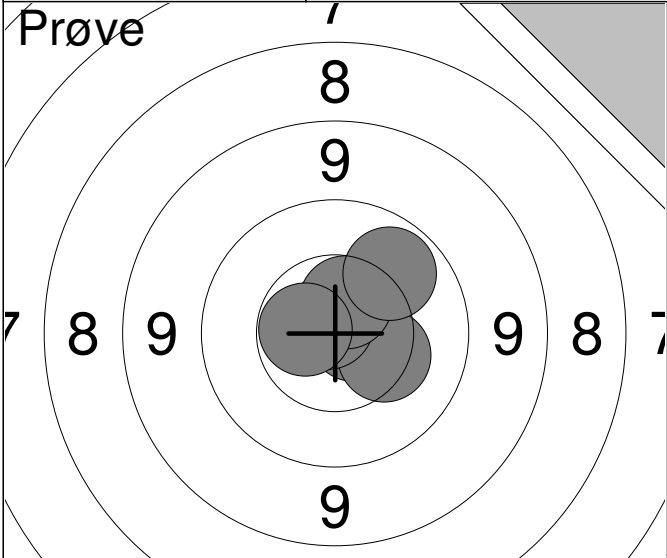
<p>20 Skud</p> 	<table style="width:100%;"> <tr><td>1:</td><td>10.4</td><td>↖</td></tr> <tr><td>2:</td><td>*10.6</td><td>→</td></tr> <tr><td>3:</td><td>10.1</td><td>↓</td></tr> <tr><td>4:</td><td>10.3</td><td>↙</td></tr> <tr><td>5:</td><td>10.1</td><td>→</td></tr> <tr><td>6:</td><td>*10.7</td><td>↙</td></tr> <tr><td>7:</td><td>9.9</td><td>↓</td></tr> <tr><td>8:</td><td>10.0</td><td>→</td></tr> <tr><td>9:</td><td>10.2</td><td>↓</td></tr> <tr><td>10:</td><td>9.9</td><td>↓</td></tr> </table>	1:	10.4	↖	2:	*10.6	→	3:	10.1	↓	4:	10.3	↙	5:	10.1	→	6:	*10.7	↙	7:	9.9	↓	8:	10.0	→	9:	10.2	↓	10:	9.9	↓
1:	10.4	↖																													
2:	*10.6	→																													
3:	10.1	↓																													
4:	10.3	↙																													
5:	10.1	→																													
6:	*10.7	↙																													
7:	9.9	↓																													
8:	10.0	→																													
9:	10.2	↓																													
10:	9.9	↓																													
	<table border="1" style="width:100%; border-collapse: collapse;"> <tr> <td style="width:80%;">Serie</td> <td style="text-align: right;">98.0</td> </tr> <tr> <td>Total</td> <td style="text-align: right;">98.0</td> </tr> </table>	Serie	98.0	Total	98.0																										
Serie	98.0																														
Total	98.0																														

<p>20 Skud</p> 	<table style="width:100%;"> <tr><td>11:</td><td>*10.6</td><td>↓</td></tr> <tr><td>12:</td><td>9.7</td><td>↘</td></tr> <tr><td>13:</td><td>*10.7</td><td>↗</td></tr> <tr><td>14:</td><td>9.8</td><td>↘</td></tr> <tr><td>15:</td><td>*10.8</td><td>↙</td></tr> <tr><td>16:</td><td>10.0</td><td>←</td></tr> <tr><td>17:</td><td>9.8</td><td>←</td></tr> <tr><td>18:</td><td>*10.6</td><td>↗</td></tr> <tr><td>19:</td><td>10.0</td><td>↓</td></tr> <tr><td>20:</td><td>9.9</td><td>↘</td></tr> </table>	11:	*10.6	↓	12:	9.7	↘	13:	*10.7	↗	14:	9.8	↘	15:	*10.8	↙	16:	10.0	←	17:	9.8	←	18:	*10.6	↗	19:	10.0	↓	20:	9.9	↘
11:	*10.6	↓																													
12:	9.7	↘																													
13:	*10.7	↗																													
14:	9.8	↘																													
15:	*10.8	↙																													
16:	10.0	←																													
17:	9.8	←																													
18:	*10.6	↗																													
19:	10.0	↓																													
20:	9.9	↘																													
	<table border="1" style="width:100%; border-collapse: collapse;"> <tr> <td style="width:80%;">Serie</td> <td style="text-align: right;">96.0</td> </tr> <tr> <td>Total</td> <td style="text-align: right;">194.0</td> </tr> </table>	Serie	96.0	Total	194.0																										
Serie	96.0																														
Total	194.0																														

Prøve 	<table style="width:100%; border-collapse: collapse;"> <tr><td style="width:10%;">1:</td><td style="width:40%;">10.1</td><td style="width:50%; text-align: right;">↓</td></tr> <tr><td>2:</td><td>10.3</td><td style="text-align: right;">↑</td></tr> <tr><td>3:</td><td>10.1</td><td style="text-align: right;">↑</td></tr> <tr><td>4:</td><td>10.3</td><td style="text-align: right;">↗</td></tr> <tr><td>5:</td><td>10.2</td><td style="text-align: right;">↓</td></tr> <tr><td>6:</td><td>10.6</td><td style="text-align: right;">→</td></tr> <tr><td>7:</td><td>*10.6</td><td style="text-align: right;">↑</td></tr> </table>	1:	10.1	↓	2:	10.3	↑	3:	10.1	↑	4:	10.3	↗	5:	10.2	↓	6:	10.6	→	7:	*10.6	↑
1:	10.1	↓																				
2:	10.3	↑																				
3:	10.1	↑																				
4:	10.3	↗																				
5:	10.2	↓																				
6:	10.6	→																				
7:	*10.6	↑																				
	Serie 70.0																					
	Total 0.0																					

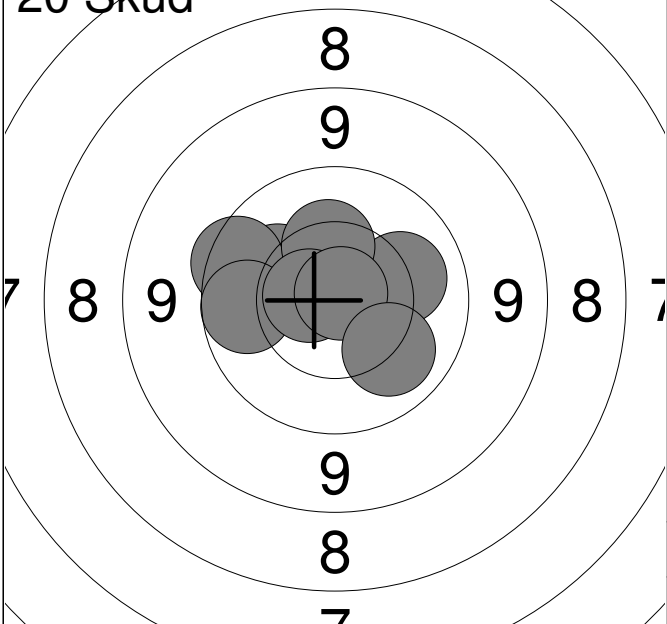
20 Skud 	<table style="width:100%; border-collapse: collapse;"> <tr><td style="width:10%;">1:</td><td style="width:40%;">10.2</td><td style="width:50%; text-align: right;">↓</td></tr> <tr><td>2:</td><td>10.4</td><td style="text-align: right;">↑</td></tr> <tr><td>3:</td><td>10.6</td><td style="text-align: right;">↓</td></tr> <tr><td>4:</td><td>10.5</td><td style="text-align: right;">↑</td></tr> <tr><td>5:</td><td>*10.6</td><td style="text-align: right;">↓</td></tr> <tr><td>6:</td><td>10.4</td><td style="text-align: right;">↑</td></tr> <tr><td>7:</td><td>*10.8</td><td style="text-align: right;">↓</td></tr> <tr><td>8:</td><td>*10.6</td><td style="text-align: right;">↓</td></tr> <tr><td>9:</td><td>10.5</td><td style="text-align: right;">↓</td></tr> <tr><td>10:</td><td>10.5</td><td style="text-align: right;">↗</td></tr> </table>	1:	10.2	↓	2:	10.4	↑	3:	10.6	↓	4:	10.5	↑	5:	*10.6	↓	6:	10.4	↑	7:	*10.8	↓	8:	*10.6	↓	9:	10.5	↓	10:	10.5	↗
1:	10.2	↓																													
2:	10.4	↑																													
3:	10.6	↓																													
4:	10.5	↑																													
5:	*10.6	↓																													
6:	10.4	↑																													
7:	*10.8	↓																													
8:	*10.6	↓																													
9:	10.5	↓																													
10:	10.5	↗																													
	Serie 100.0																														
	Total 100.0																														

20 Skud 	<table style="width:100%; border-collapse: collapse;"> <tr><td style="width:10%;">11:</td><td style="width:40%;">10.2</td><td style="width:50%; text-align: right;">↓</td></tr> <tr><td>12:</td><td>10.5</td><td style="text-align: right;">↗</td></tr> <tr><td>13:</td><td>10.5</td><td style="text-align: right;">↗</td></tr> <tr><td>14:</td><td>9.4</td><td style="text-align: right;">↗</td></tr> <tr><td>15:</td><td>*10.6</td><td style="text-align: right;">↑</td></tr> <tr><td>16:</td><td>10.3</td><td style="text-align: right;">↓</td></tr> <tr><td>17:</td><td>10.5</td><td style="text-align: right;">↓</td></tr> <tr><td>18:</td><td>10.0</td><td style="text-align: right;">↓</td></tr> <tr><td>19:</td><td>10.5</td><td style="text-align: right;">↓</td></tr> <tr><td>20:</td><td>*10.7</td><td style="text-align: right;">↗</td></tr> </table>	11:	10.2	↓	12:	10.5	↗	13:	10.5	↗	14:	9.4	↗	15:	*10.6	↑	16:	10.3	↓	17:	10.5	↓	18:	10.0	↓	19:	10.5	↓	20:	*10.7	↗
11:	10.2	↓																													
12:	10.5	↗																													
13:	10.5	↗																													
14:	9.4	↗																													
15:	*10.6	↑																													
16:	10.3	↓																													
17:	10.5	↓																													
18:	10.0	↓																													
19:	10.5	↓																													
20:	*10.7	↗																													
	Serie 99.0																														
	Total 199.0																														

<p>Prøve</p> 	<table style="width:100%; border-collapse: collapse;"> <tr><td style="width:10%;">1:</td><td style="width:80%;">*10.7</td><td style="width:10%; text-align: right;">→</td></tr> <tr><td>2:</td><td>10.3</td><td style="text-align: right;">→</td></tr> <tr><td>3:</td><td>*10.8</td><td style="text-align: right;">↗</td></tr> <tr><td>4:</td><td>10.6</td><td style="text-align: right;">↗</td></tr> <tr><td>5:</td><td>10.0</td><td style="text-align: right;">↗</td></tr> <tr><td>6:</td><td>*10.6</td><td style="text-align: right;">←</td></tr> </table>	1:	*10.7	→	2:	10.3	→	3:	*10.8	↗	4:	10.6	↗	5:	10.0	↗	6:	*10.6	←
1:	*10.7	→																	
2:	10.3	→																	
3:	*10.8	↗																	
4:	10.6	↗																	
5:	10.0	↗																	
6:	*10.6	←																	

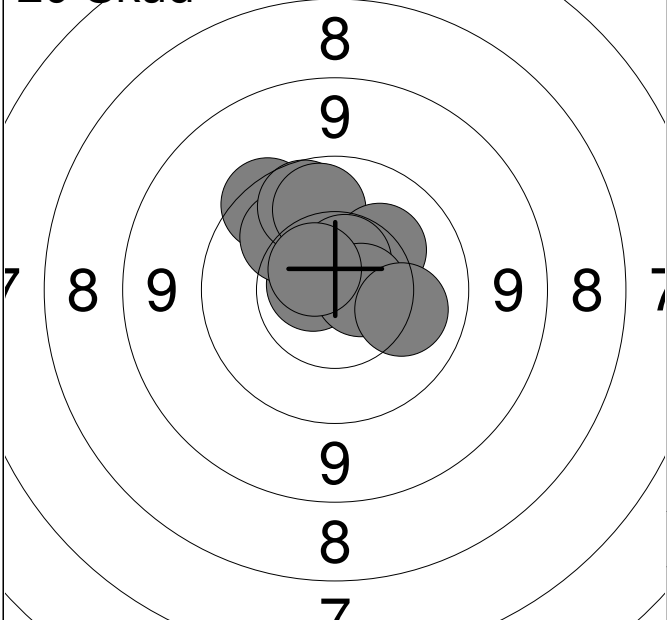
Serie	60.0
-------	------

Total	0.0
-------	-----

<p>20 Skud</p> 	<table style="width:100%; border-collapse: collapse;"> <tr><td style="width:10%;">1:</td><td style="width:80%;">10.4</td><td style="width:10%; text-align: right;">←</td></tr> <tr><td>2:</td><td>10.2</td><td style="text-align: right;">→</td></tr> <tr><td>3:</td><td>10.2</td><td style="text-align: right;">↗</td></tr> <tr><td>4:</td><td>9.7</td><td style="text-align: right;">↗</td></tr> <tr><td>5:</td><td>9.9</td><td style="text-align: right;">←</td></tr> <tr><td>6:</td><td>*10.7</td><td style="text-align: right;">↗</td></tr> <tr><td>7:</td><td>10.3</td><td style="text-align: right;">↗</td></tr> <tr><td>8:</td><td>*10.7</td><td style="text-align: right;">←</td></tr> <tr><td>9:</td><td>*10.8</td><td style="text-align: right;">↗</td></tr> <tr><td>10:</td><td>10.1</td><td style="text-align: right;">↘</td></tr> </table>	1:	10.4	←	2:	10.2	→	3:	10.2	↗	4:	9.7	↗	5:	9.9	←	6:	*10.7	↗	7:	10.3	↗	8:	*10.7	←	9:	*10.8	↗	10:	10.1	↘
1:	10.4	←																													
2:	10.2	→																													
3:	10.2	↗																													
4:	9.7	↗																													
5:	9.9	←																													
6:	*10.7	↗																													
7:	10.3	↗																													
8:	*10.7	←																													
9:	*10.8	↗																													
10:	10.1	↘																													

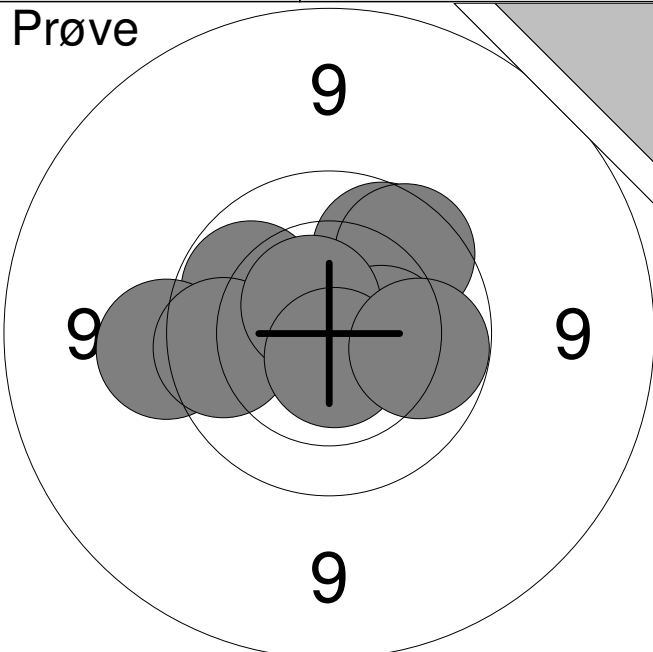
Serie	98.0
-------	------

Total	98.0
-------	------

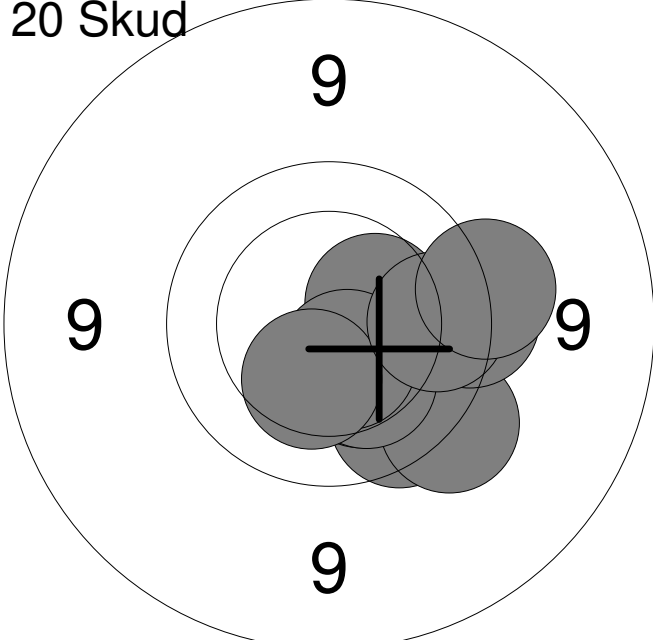
<p>20 Skud</p> 	<table style="width:100%; border-collapse: collapse;"> <tr><td style="width:10%;">11:</td><td style="width:80%;">9.7</td><td style="width:10%; text-align: right;">↗</td></tr> <tr><td>12:</td><td>*10.7</td><td style="text-align: right;">←</td></tr> <tr><td>13:</td><td>10.1</td><td style="text-align: right;">↗</td></tr> <tr><td>14:</td><td>9.9</td><td style="text-align: right;">↗</td></tr> <tr><td>15:</td><td>10.0</td><td style="text-align: right;">↗</td></tr> <tr><td>16:</td><td>10.3</td><td style="text-align: right;">↗</td></tr> <tr><td>17:</td><td>*10.6</td><td style="text-align: right;">↗</td></tr> <tr><td>18:</td><td>*10.7</td><td style="text-align: right;">→</td></tr> <tr><td>19:</td><td>10.1</td><td style="text-align: right;">↘</td></tr> <tr><td>20:</td><td>*10.6</td><td style="text-align: right;">↗</td></tr> </table>	11:	9.7	↗	12:	*10.7	←	13:	10.1	↗	14:	9.9	↗	15:	10.0	↗	16:	10.3	↗	17:	*10.6	↗	18:	*10.7	→	19:	10.1	↘	20:	*10.6	↗
11:	9.7	↗																													
12:	*10.7	←																													
13:	10.1	↗																													
14:	9.9	↗																													
15:	10.0	↗																													
16:	10.3	↗																													
17:	*10.6	↗																													
18:	*10.7	→																													
19:	10.1	↘																													
20:	*10.6	↗																													

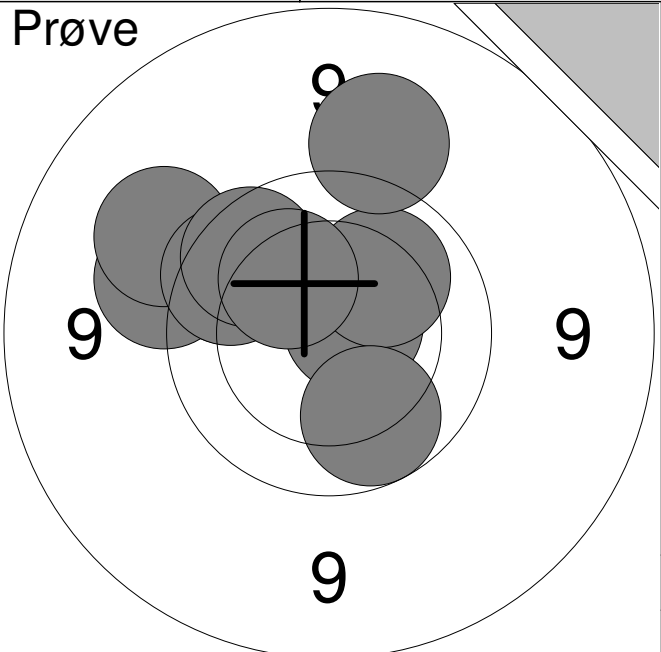
Serie	98.0
-------	------

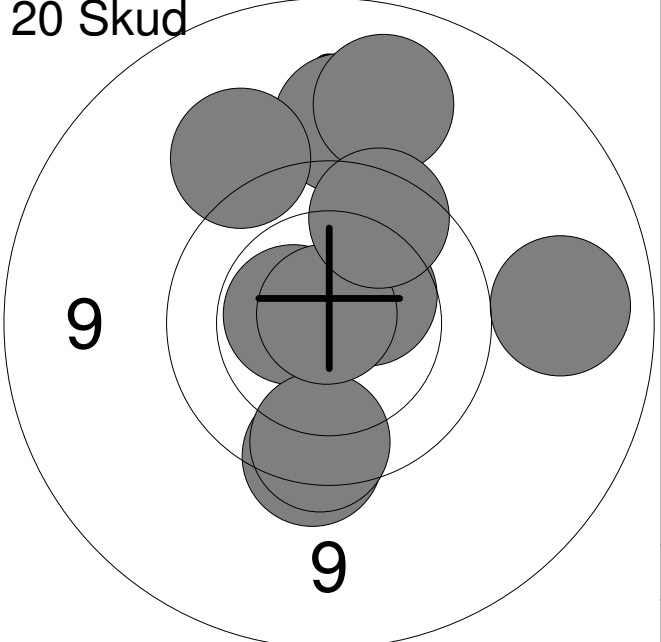
Total	196.0
-------	-------

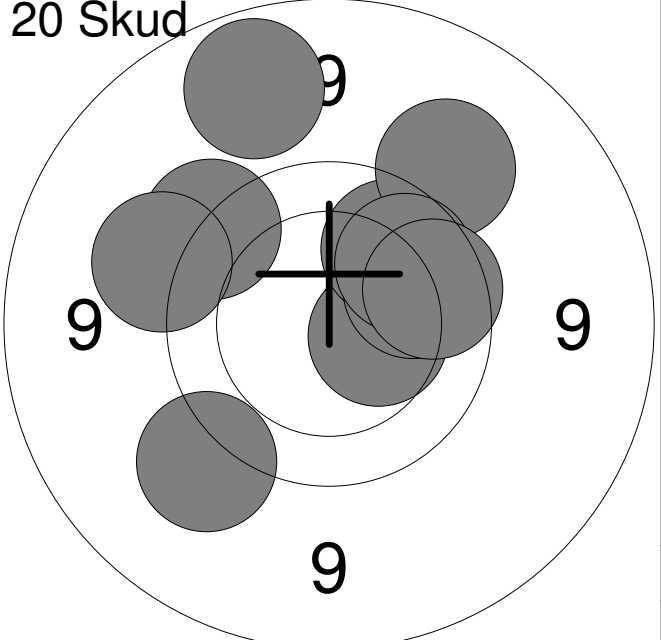
<p>Prøve</p> 	<table style="width:100%; border-collapse: collapse;"> <tr><td>1:</td><td>9.9</td><td>↗</td></tr> <tr><td>2:</td><td>10.0</td><td>↗</td></tr> <tr><td>3:</td><td>10.0</td><td>↗</td></tr> <tr><td>4:</td><td>9.5</td><td>↖</td></tr> <tr><td>5:</td><td>9.9</td><td>↖</td></tr> <tr><td>6:</td><td>9.8</td><td>↗</td></tr> <tr><td>7:</td><td>10.4</td><td>→</td></tr> <tr><td>8:</td><td>*10.6</td><td>↗</td></tr> <tr><td>9:</td><td>*10.7</td><td>↘</td></tr> <tr><td>10:</td><td>10.0</td><td>→</td></tr> <tr style="border-top: 1px solid black;"><td colspan="2">Serie</td><td>96.0</td></tr> <tr><td colspan="2">Total</td><td>0.0</td></tr> </table>	1:	9.9	↗	2:	10.0	↗	3:	10.0	↗	4:	9.5	↖	5:	9.9	↖	6:	9.8	↗	7:	10.4	→	8:	*10.6	↗	9:	*10.7	↘	10:	10.0	→	Serie		96.0	Total		0.0
1:	9.9	↗																																			
2:	10.0	↗																																			
3:	10.0	↗																																			
4:	9.5	↖																																			
5:	9.9	↖																																			
6:	9.8	↗																																			
7:	10.4	→																																			
8:	*10.6	↗																																			
9:	*10.7	↘																																			
10:	10.0	→																																			
Serie		96.0																																			
Total		0.0																																			

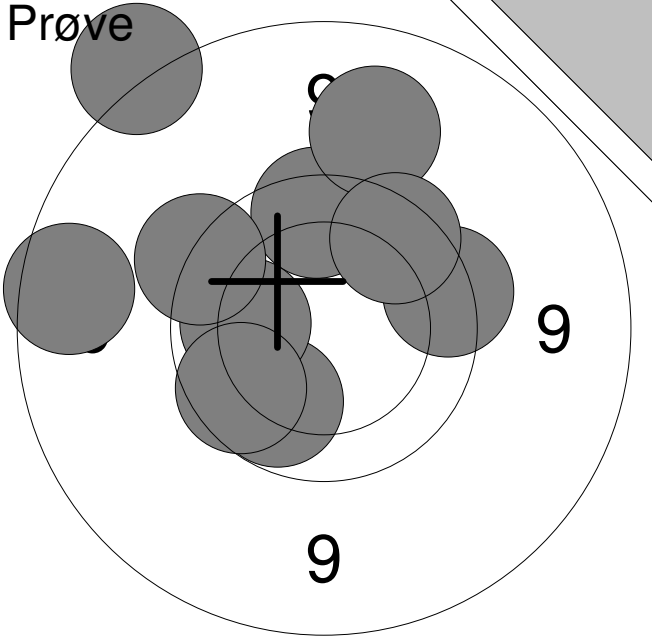
<p>20 Skud</p> 	<table style="width:100%; border-collapse: collapse;"> <tr><td>1:</td><td>10.1</td><td>→</td></tr> <tr><td>2:</td><td>9.9</td><td>↘</td></tr> <tr><td>3:</td><td>10.2</td><td>→</td></tr> <tr><td>4:</td><td>10.3</td><td>→</td></tr> <tr><td>5:</td><td>10.4</td><td>→</td></tr> <tr><td>6:</td><td>10.1</td><td>↗</td></tr> <tr><td>7:</td><td>9.6</td><td>→</td></tr> <tr><td>8:</td><td>10.4</td><td>↗</td></tr> <tr><td>9:</td><td>9.5</td><td>↖</td></tr> <tr><td>10:</td><td>9.8</td><td>→</td></tr> <tr style="border-top: 1px solid black;"><td colspan="2">Serie</td><td>96.0</td></tr> <tr><td colspan="2">Total</td><td>96.0</td></tr> </table>	1:	10.1	→	2:	9.9	↘	3:	10.2	→	4:	10.3	→	5:	10.4	→	6:	10.1	↗	7:	9.6	→	8:	10.4	↗	9:	9.5	↖	10:	9.8	→	Serie		96.0	Total		96.0
1:	10.1	→																																			
2:	9.9	↘																																			
3:	10.2	→																																			
4:	10.3	→																																			
5:	10.4	→																																			
6:	10.1	↗																																			
7:	9.6	→																																			
8:	10.4	↗																																			
9:	9.5	↖																																			
10:	9.8	→																																			
Serie		96.0																																			
Total		96.0																																			

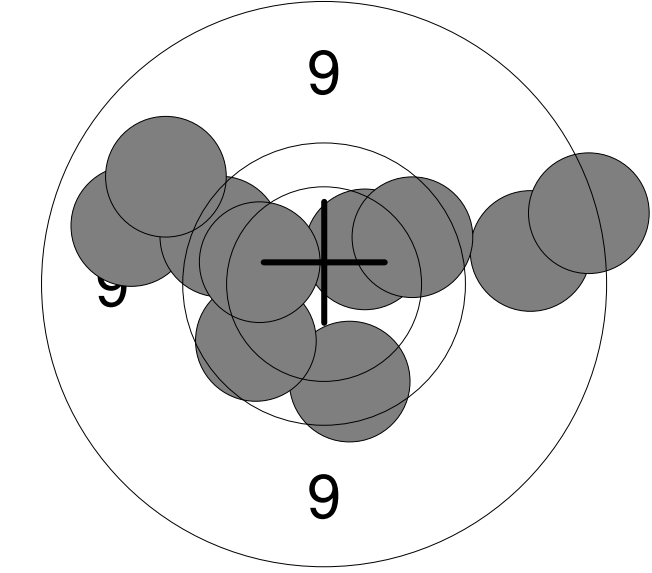
<p>20 Skud</p> 	<table style="width:100%; border-collapse: collapse;"> <tr><td>11:</td><td>9.8</td><td>↘</td></tr> <tr><td>12:</td><td>10.3</td><td>↘</td></tr> <tr><td>13:</td><td>10.4</td><td>↗</td></tr> <tr><td>14:</td><td>9.6</td><td>↘</td></tr> <tr><td>15:</td><td>10.2</td><td>↘</td></tr> <tr><td>16:</td><td>9.7</td><td>→</td></tr> <tr><td>17:</td><td>*10.5</td><td>↘</td></tr> <tr><td>18:</td><td>10.3</td><td>↘</td></tr> <tr><td>19:</td><td>9.9</td><td>→</td></tr> <tr><td>20:</td><td>9.5</td><td>→</td></tr> <tr style="border-top: 1px solid black;"><td colspan="2">Serie</td><td>95.0</td></tr> <tr><td colspan="2">Total</td><td>191.0</td></tr> </table>	11:	9.8	↘	12:	10.3	↘	13:	10.4	↗	14:	9.6	↘	15:	10.2	↘	16:	9.7	→	17:	*10.5	↘	18:	10.3	↘	19:	9.9	→	20:	9.5	→	Serie		95.0	Total		191.0
11:	9.8	↘																																			
12:	10.3	↘																																			
13:	10.4	↗																																			
14:	9.6	↘																																			
15:	10.2	↘																																			
16:	9.7	→																																			
17:	*10.5	↘																																			
18:	10.3	↘																																			
19:	9.9	→																																			
20:	9.5	→																																			
Serie		95.0																																			
Total		191.0																																			

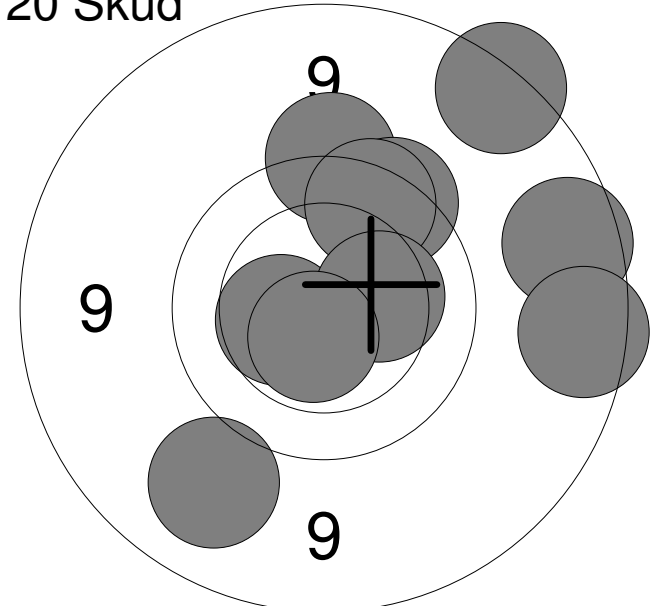
<p>Prøve</p> 	<table style="width:100%; border-collapse: collapse;"> <tr><td>1:</td><td>9.8</td><td>↗</td></tr> <tr><td>2:</td><td>*10.7</td><td>→</td></tr> <tr><td>3:</td><td>9.5</td><td>↖</td></tr> <tr><td>4:</td><td>10.1</td><td>↗</td></tr> <tr><td>5:</td><td>9.3</td><td>↗</td></tr> <tr><td>6:</td><td>9.9</td><td>↘</td></tr> <tr><td>7:</td><td>9.8</td><td>↗</td></tr> <tr><td>8:</td><td>9.8</td><td>↗</td></tr> <tr><td>9:</td><td>9.3</td><td>↗</td></tr> <tr><td>10:</td><td>10.2</td><td>↗</td></tr> </table>	1:	9.8	↗	2:	*10.7	→	3:	9.5	↖	4:	10.1	↗	5:	9.3	↗	6:	9.9	↘	7:	9.8	↗	8:	9.8	↗	9:	9.3	↗	10:	10.2	↗
1:	9.8	↗																													
2:	*10.7	→																													
3:	9.5	↖																													
4:	10.1	↗																													
5:	9.3	↗																													
6:	9.9	↘																													
7:	9.8	↗																													
8:	9.8	↗																													
9:	9.3	↗																													
10:	10.2	↗																													
<table style="width:100%; border-collapse: collapse;"> <tr> <td style="width:45%;">Serie</td> <td style="width:55%; text-align: right;">93.0</td> </tr> <tr> <td>Total</td> <td style="text-align: right;">0.0</td> </tr> </table>		Serie	93.0	Total	0.0																										
Serie	93.0																														
Total	0.0																														

<p>20 Skud</p> 	<table style="width:100%; border-collapse: collapse;"> <tr><td>1:</td><td>9.1</td><td>→</td></tr> <tr><td>2:</td><td>10.4</td><td>↗</td></tr> <tr><td>3:</td><td>*10.6</td><td>↖</td></tr> <tr><td>4:</td><td>9.3</td><td>↑</td></tr> <tr><td>5:</td><td>9.7</td><td>↘</td></tr> <tr><td>6:</td><td>9.1</td><td>↑</td></tr> <tr><td>7:</td><td>9.8</td><td>↘</td></tr> <tr><td>8:</td><td>*10.9</td><td>↑</td></tr> <tr><td>9:</td><td>9.4</td><td>↗</td></tr> <tr><td>10:</td><td>9.8</td><td>↗</td></tr> </table>	1:	9.1	→	2:	10.4	↗	3:	*10.6	↖	4:	9.3	↑	5:	9.7	↘	6:	9.1	↑	7:	9.8	↘	8:	*10.9	↑	9:	9.4	↗	10:	9.8	↗
1:	9.1	→																													
2:	10.4	↗																													
3:	*10.6	↖																													
4:	9.3	↑																													
5:	9.7	↘																													
6:	9.1	↑																													
7:	9.8	↘																													
8:	*10.9	↑																													
9:	9.4	↗																													
10:	9.8	↗																													
<table style="width:100%; border-collapse: collapse;"> <tr> <td style="width:45%;">Serie</td> <td style="width:55%; text-align: right;">93.0</td> </tr> <tr> <td>Total</td> <td style="text-align: right;">93.0</td> </tr> </table>		Serie	93.0	Total	93.0																										
Serie	93.0																														
Total	93.0																														

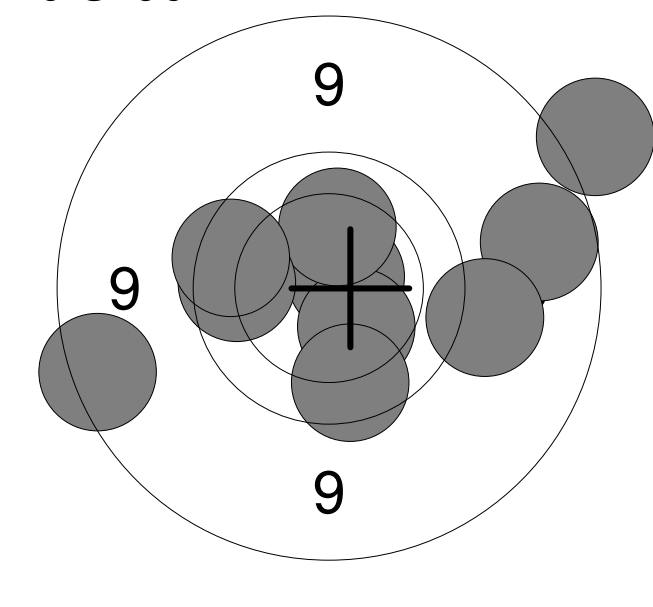
<p>20 Skud</p> 	<table style="width:100%; border-collapse: collapse;"> <tr><td>11:</td><td>9.6</td><td>↗</td></tr> <tr><td>12:</td><td>9.4</td><td>↖</td></tr> <tr><td>13:</td><td>9.0</td><td>↖</td></tr> <tr><td>14:</td><td>10.4</td><td>→</td></tr> <tr><td>15:</td><td>9.9</td><td>↗</td></tr> <tr><td>16:</td><td>9.3</td><td>↗</td></tr> <tr><td>17:</td><td>10.0</td><td>→</td></tr> <tr><td>18:</td><td>9.9</td><td>↗</td></tr> <tr><td>19:</td><td>9.4</td><td>↘</td></tr> <tr><td>20:</td><td>9.8</td><td>→</td></tr> </table>	11:	9.6	↗	12:	9.4	↖	13:	9.0	↖	14:	10.4	→	15:	9.9	↗	16:	9.3	↗	17:	10.0	→	18:	9.9	↗	19:	9.4	↘	20:	9.8	→
11:	9.6	↗																													
12:	9.4	↖																													
13:	9.0	↖																													
14:	10.4	→																													
15:	9.9	↗																													
16:	9.3	↗																													
17:	10.0	→																													
18:	9.9	↗																													
19:	9.4	↘																													
20:	9.8	→																													
<table style="width:100%; border-collapse: collapse;"> <tr> <td style="width:45%;">Serie</td> <td style="width:55%; text-align: right;">92.0</td> </tr> <tr> <td>Total</td> <td style="text-align: right;">185.0</td> </tr> </table>		Serie	92.0	Total	185.0																										
Serie	92.0																														
Total	185.0																														

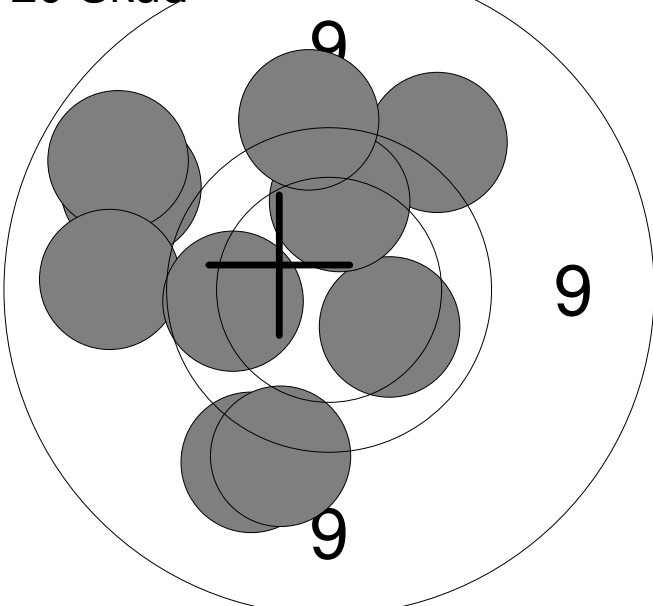
<p>Prøve</p> 	<table style="width:100%; border-collapse: collapse;"> <tr><td>1:</td><td>10.0</td><td>↙</td></tr> <tr><td>2:</td><td>9.8</td><td>↑</td></tr> <tr><td>3:</td><td>8.9</td><td>←</td></tr> <tr><td>4:</td><td>9.7</td><td>→</td></tr> <tr><td>5:</td><td>10.0</td><td>←</td></tr> <tr><td>6:</td><td>9.6</td><td>↖</td></tr> <tr><td>7:</td><td>9.2</td><td>↑</td></tr> <tr><td>8:</td><td>9.8</td><td>↗</td></tr> <tr><td>9:</td><td>9.9</td><td>↖</td></tr> <tr><td>10:</td><td>8.6</td><td>↖</td></tr> </table>	1:	10.0	↙	2:	9.8	↑	3:	8.9	←	4:	9.7	→	5:	10.0	←	6:	9.6	↖	7:	9.2	↑	8:	9.8	↗	9:	9.9	↖	10:	8.6	↖
1:	10.0	↙																													
2:	9.8	↑																													
3:	8.9	←																													
4:	9.7	→																													
5:	10.0	←																													
6:	9.6	↖																													
7:	9.2	↑																													
8:	9.8	↗																													
9:	9.9	↖																													
10:	8.6	↖																													
<table style="width:100%; border-collapse: collapse;"> <tr> <td style="width:5%;"></td> <td style="width:90%;">Serie</td> <td style="width:5%; text-align: right;">90.0</td> </tr> <tr> <td></td> <td>Total</td> <td style="text-align: right;">0.0</td> </tr> </table>			Serie	90.0		Total	0.0																								
	Serie	90.0																													
	Total	0.0																													

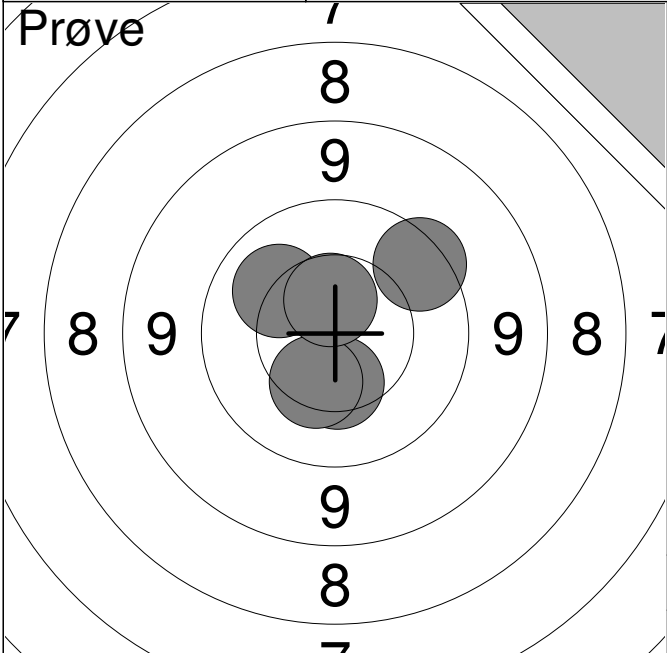
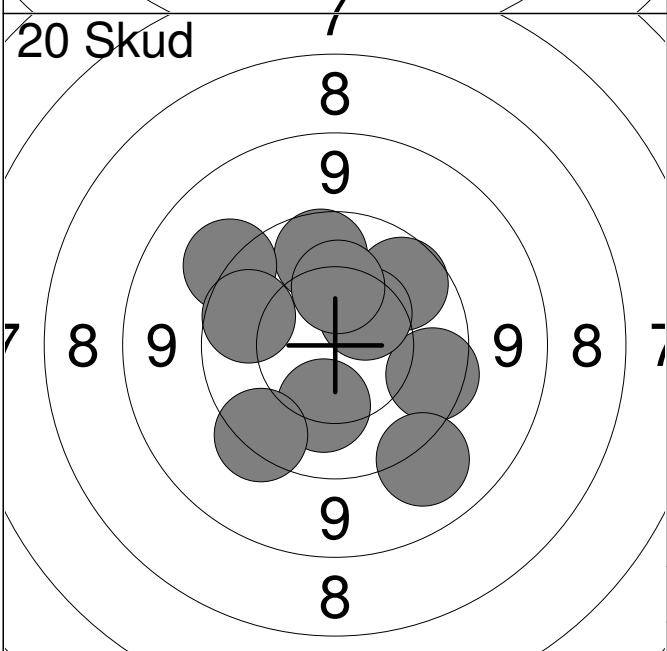
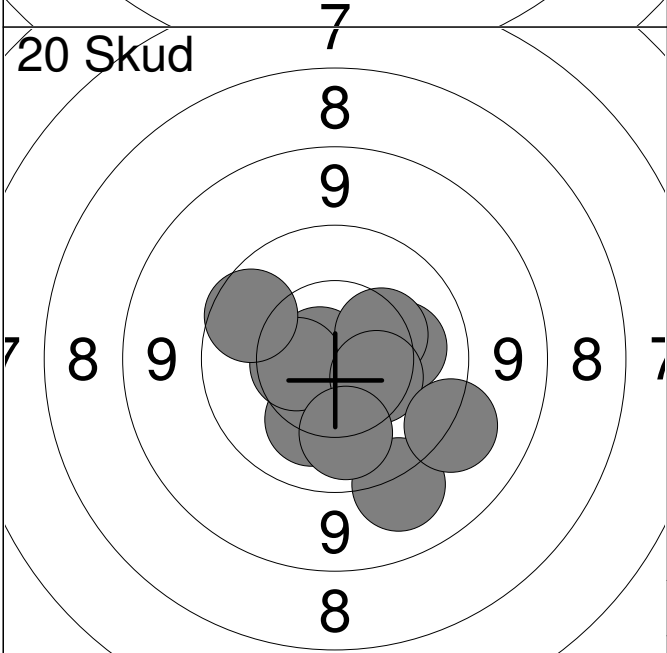
<p>20 Skud</p> 	<table style="width:100%; border-collapse: collapse;"> <tr><td>1:</td><td>9.1</td><td>↖</td></tr> <tr><td>2:</td><td>9.7</td><td>↖</td></tr> <tr><td>3:</td><td>10.3</td><td>↗</td></tr> <tr><td>4:</td><td>9.0</td><td>→</td></tr> <tr><td>5:</td><td>9.8</td><td>↓</td></tr> <tr><td>6:</td><td>9.9</td><td>↖</td></tr> <tr><td>7:</td><td>8.7</td><td>→</td></tr> <tr><td>8:</td><td>9.2</td><td>↖</td></tr> <tr><td>9:</td><td>10.1</td><td>↖</td></tr> <tr><td>10:</td><td>9.8</td><td>↗</td></tr> </table>	1:	9.1	↖	2:	9.7	↖	3:	10.3	↗	4:	9.0	→	5:	9.8	↓	6:	9.9	↖	7:	8.7	→	8:	9.2	↖	9:	10.1	↖	10:	9.8	↗
1:	9.1	↖																													
2:	9.7	↖																													
3:	10.3	↗																													
4:	9.0	→																													
5:	9.8	↓																													
6:	9.9	↖																													
7:	8.7	→																													
8:	9.2	↖																													
9:	10.1	↖																													
10:	9.8	↗																													
<table style="width:100%; border-collapse: collapse;"> <tr> <td style="width:5%;"></td> <td style="width:90%;">Serie</td> <td style="width:5%; text-align: right;">91.0</td> </tr> <tr> <td></td> <td>Total</td> <td style="text-align: right;">91.0</td> </tr> </table>			Serie	91.0		Total	91.0																								
	Serie	91.0																													
	Total	91.0																													

<p>20 Skud</p> 	<table style="width:100%; border-collapse: collapse;"> <tr><td>11:</td><td>9.2</td><td>↙</td></tr> <tr><td>12:</td><td>10.4</td><td>←</td></tr> <tr><td>13:</td><td>8.9</td><td>→</td></tr> <tr><td>14:</td><td>9.5</td><td>↑</td></tr> <tr><td>15:</td><td>8.9</td><td>→</td></tr> <tr><td>16:</td><td>9.7</td><td>↗</td></tr> <tr><td>17:</td><td>8.8</td><td>↗</td></tr> <tr><td>18:</td><td>9.8</td><td>↗</td></tr> <tr><td>19:</td><td>10.3</td><td>→</td></tr> <tr><td>20:</td><td>*10.6</td><td>↓</td></tr> </table>	11:	9.2	↙	12:	10.4	←	13:	8.9	→	14:	9.5	↑	15:	8.9	→	16:	9.7	↗	17:	8.8	↗	18:	9.8	↗	19:	10.3	→	20:	*10.6	↓
11:	9.2	↙																													
12:	10.4	←																													
13:	8.9	→																													
14:	9.5	↑																													
15:	8.9	→																													
16:	9.7	↗																													
17:	8.8	↗																													
18:	9.8	↗																													
19:	10.3	→																													
20:	*10.6	↓																													
<table style="width:100%; border-collapse: collapse;"> <tr> <td style="width:5%;"></td> <td style="width:90%;">Serie</td> <td style="width:5%; text-align: right;">90.0</td> </tr> <tr> <td></td> <td>Total</td> <td style="text-align: right;">181.0</td> </tr> </table>			Serie	90.0		Total	181.0																								
	Serie	90.0																													
	Total	181.0																													

<p>Prøve</p> 	<table style="width:100%; border-collapse: collapse;"> <tr><td>1:</td><td>8.8</td><td>←</td></tr> <tr><td>2:</td><td>9.7</td><td>↓</td></tr> <tr><td>3:</td><td>9.3</td><td>←</td></tr> <tr><td>4:</td><td>9.6</td><td>↓</td></tr> <tr><td>5:</td><td>9.8</td><td>↓</td></tr> <tr><td>6:</td><td>9.4</td><td>↗</td></tr> <tr><td>7:</td><td>9.3</td><td>↗</td></tr> <tr><td>8:</td><td>10.4</td><td>↗</td></tr> <tr><td>9:</td><td>9.7</td><td>↗</td></tr> <tr><td>10:</td><td>10.4</td><td>↗</td></tr> <tr style="border-top: 1px solid black;"><td colspan="2">Serie</td><td>91.0</td></tr> <tr><td colspan="2">Total</td><td>0.0</td></tr> </table>	1:	8.8	←	2:	9.7	↓	3:	9.3	←	4:	9.6	↓	5:	9.8	↓	6:	9.4	↗	7:	9.3	↗	8:	10.4	↗	9:	9.7	↗	10:	10.4	↗	Serie		91.0	Total		0.0
1:	8.8	←																																			
2:	9.7	↓																																			
3:	9.3	←																																			
4:	9.6	↓																																			
5:	9.8	↓																																			
6:	9.4	↗																																			
7:	9.3	↗																																			
8:	10.4	↗																																			
9:	9.7	↗																																			
10:	10.4	↗																																			
Serie		91.0																																			
Total		0.0																																			

<p>20 Skud</p> 	<table style="width:100%; border-collapse: collapse;"> <tr><td>1:</td><td>*10.7</td><td>↗</td></tr> <tr><td>2:</td><td>8.9</td><td>→</td></tr> <tr><td>3:</td><td>10.3</td><td>↓</td></tr> <tr><td>4:</td><td>8.8</td><td>←</td></tr> <tr><td>5:</td><td>9.4</td><td>→</td></tr> <tr><td>6:</td><td>10.1</td><td>↑</td></tr> <tr><td>7:</td><td>9.8</td><td>↓</td></tr> <tr><td>8:</td><td>9.8</td><td>←</td></tr> <tr><td>9:</td><td>8.5</td><td>↗</td></tr> <tr><td>10:</td><td>9.8</td><td>←</td></tr> <tr style="border-top: 1px solid black;"><td colspan="2">Serie</td><td>90.0</td></tr> <tr><td colspan="2">Total</td><td>90.0</td></tr> </table>	1:	*10.7	↗	2:	8.9	→	3:	10.3	↓	4:	8.8	←	5:	9.4	→	6:	10.1	↑	7:	9.8	↓	8:	9.8	←	9:	8.5	↗	10:	9.8	←	Serie		90.0	Total		90.0
1:	*10.7	↗																																			
2:	8.9	→																																			
3:	10.3	↓																																			
4:	8.8	←																																			
5:	9.4	→																																			
6:	10.1	↑																																			
7:	9.8	↓																																			
8:	9.8	←																																			
9:	8.5	↗																																			
10:	9.8	←																																			
Serie		90.0																																			
Total		90.0																																			

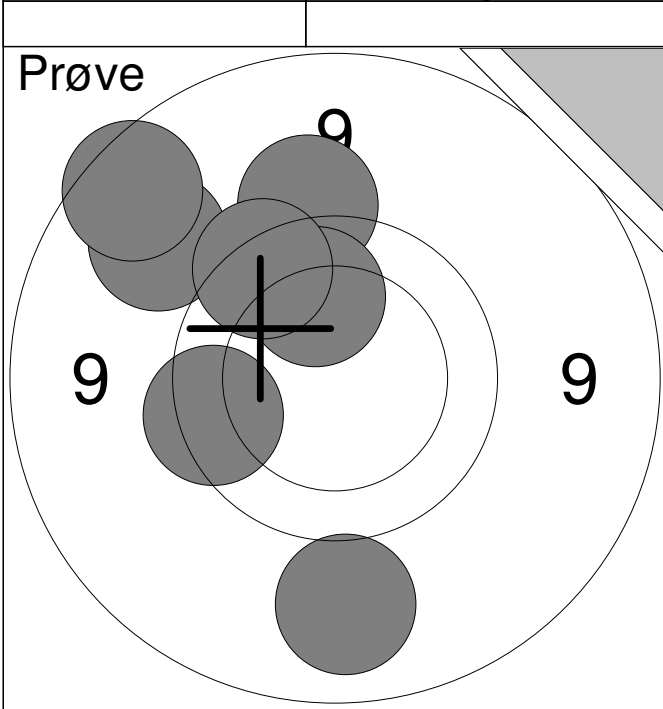
<p>20 Skud</p> 	<table style="width:100%; border-collapse: collapse;"> <tr><td>11:</td><td>9.4</td><td>↓</td></tr> <tr><td>12:</td><td>10.2</td><td>↓</td></tr> <tr><td>13:</td><td>9.5</td><td>↓</td></tr> <tr><td>14:</td><td>9.4</td><td>↗</td></tr> <tr><td>15:</td><td>10.0</td><td>↑</td></tr> <tr><td>16:</td><td>9.1</td><td>↗</td></tr> <tr><td>17:</td><td>9.0</td><td>↗</td></tr> <tr><td>18:</td><td>9.2</td><td>←</td></tr> <tr><td>19:</td><td>9.9</td><td>←</td></tr> <tr><td>20:</td><td>9.5</td><td>↑</td></tr> <tr style="border-top: 1px solid black;"><td colspan="2">Serie</td><td>92.0</td></tr> <tr><td colspan="2">Total</td><td>182.0</td></tr> </table>	11:	9.4	↓	12:	10.2	↓	13:	9.5	↓	14:	9.4	↗	15:	10.0	↑	16:	9.1	↗	17:	9.0	↗	18:	9.2	←	19:	9.9	←	20:	9.5	↑	Serie		92.0	Total		182.0
11:	9.4	↓																																			
12:	10.2	↓																																			
13:	9.5	↓																																			
14:	9.4	↗																																			
15:	10.0	↑																																			
16:	9.1	↗																																			
17:	9.0	↗																																			
18:	9.2	←																																			
19:	9.9	←																																			
20:	9.5	↑																																			
Serie		92.0																																			
Total		182.0																																			

<p>Prøve</p> 	<table style="width:100%; border-collapse: collapse;"> <tr><td style="width:10%;">1:</td><td style="width:15%;">10.4</td><td style="width:10%; text-align: center;">↓</td></tr> <tr><td>2:</td><td>9.7</td><td style="text-align: center;">↗</td></tr> <tr><td>3:</td><td>10.3</td><td style="text-align: center;">↓</td></tr> <tr><td>4:</td><td>10.1</td><td style="text-align: center;">↗</td></tr> <tr><td>5:</td><td>10.6</td><td style="text-align: center;">↑</td></tr> </table>	1:	10.4	↓	2:	9.7	↗	3:	10.3	↓	4:	10.1	↗	5:	10.6	↑															
1:	10.4	↓																													
2:	9.7	↗																													
3:	10.3	↓																													
4:	10.1	↗																													
5:	10.6	↑																													
<table style="width:100%; border-collapse: collapse;"> <tr> <td style="width:45%; text-align: right;">Serie</td> <td style="width:55%; text-align: right;">49.0</td> </tr> <tr> <td style="text-align: right;">Total</td> <td style="text-align: right;">0.0</td> </tr> </table>		Serie	49.0	Total	0.0																										
Serie	49.0																														
Total	0.0																														
<p>20 Skud</p> 	<table style="width:100%; border-collapse: collapse;"> <tr><td style="width:10%;">1:</td><td style="width:15%;">9.9</td><td style="width:10%; text-align: center;">↑</td></tr> <tr><td>2:</td><td>9.9</td><td style="text-align: center;">↗</td></tr> <tr><td>3:</td><td>10.2</td><td style="text-align: center;">↓</td></tr> <tr><td>4:</td><td>9.7</td><td style="text-align: center;">↘</td></tr> <tr><td>5:</td><td>9.4</td><td style="text-align: center;">↗</td></tr> <tr><td>6:</td><td>10.4</td><td style="text-align: center;">↗</td></tr> <tr><td>7:</td><td>9.6</td><td style="text-align: center;">↘</td></tr> <tr><td>8:</td><td>9.9</td><td style="text-align: center;">↖</td></tr> <tr><td>9:</td><td>9.2</td><td style="text-align: center;">↓</td></tr> <tr><td>10:</td><td>10.3</td><td style="text-align: center;">↑</td></tr> </table>	1:	9.9	↑	2:	9.9	↗	3:	10.2	↓	4:	9.7	↘	5:	9.4	↗	6:	10.4	↗	7:	9.6	↘	8:	9.9	↖	9:	9.2	↓	10:	10.3	↑
1:	9.9	↑																													
2:	9.9	↗																													
3:	10.2	↓																													
4:	9.7	↘																													
5:	9.4	↗																													
6:	10.4	↗																													
7:	9.6	↘																													
8:	9.9	↖																													
9:	9.2	↓																													
10:	10.3	↑																													
<table style="width:100%; border-collapse: collapse;"> <tr> <td style="width:45%; text-align: right;">Serie</td> <td style="width:55%; text-align: right;">93.0</td> </tr> <tr> <td style="text-align: right;">Total</td> <td style="text-align: right;">93.0</td> </tr> </table>		Serie	93.0	Total	93.0																										
Serie	93.0																														
Total	93.0																														
<p>20 Skud</p> 	<table style="width:100%; border-collapse: collapse;"> <tr><td style="width:10%;">11:</td><td style="width:15%;">10.2</td><td style="width:10%; text-align: center;">↓</td></tr> <tr><td>12:</td><td>*10.8</td><td style="text-align: center;">↖</td></tr> <tr><td>13:</td><td>10.2</td><td style="text-align: center;">→</td></tr> <tr><td>14:</td><td>9.3</td><td style="text-align: center;">↓</td></tr> <tr><td>15:</td><td>10.5</td><td style="text-align: center;">↖</td></tr> <tr><td>16:</td><td>10.3</td><td style="text-align: center;">↗</td></tr> <tr><td>17:</td><td>9.8</td><td style="text-align: center;">↗</td></tr> <tr><td>18:</td><td>10.4</td><td style="text-align: center;">↘</td></tr> <tr><td>19:</td><td>10.1</td><td style="text-align: center;">↓</td></tr> <tr><td>20:</td><td>9.4</td><td style="text-align: center;">↘</td></tr> </table>	11:	10.2	↓	12:	*10.8	↖	13:	10.2	→	14:	9.3	↓	15:	10.5	↖	16:	10.3	↗	17:	9.8	↗	18:	10.4	↘	19:	10.1	↓	20:	9.4	↘
11:	10.2	↓																													
12:	*10.8	↖																													
13:	10.2	→																													
14:	9.3	↓																													
15:	10.5	↖																													
16:	10.3	↗																													
17:	9.8	↗																													
18:	10.4	↘																													
19:	10.1	↓																													
20:	9.4	↘																													
<table style="width:100%; border-collapse: collapse;"> <tr> <td style="width:45%; text-align: right;">Serie</td> <td style="width:55%; text-align: right;">97.0</td> </tr> <tr> <td style="text-align: right;">Total</td> <td style="text-align: right;">190.0</td> </tr> </table>		Serie	97.0	Total	190.0																										
Serie	97.0																														
Total	190.0																														

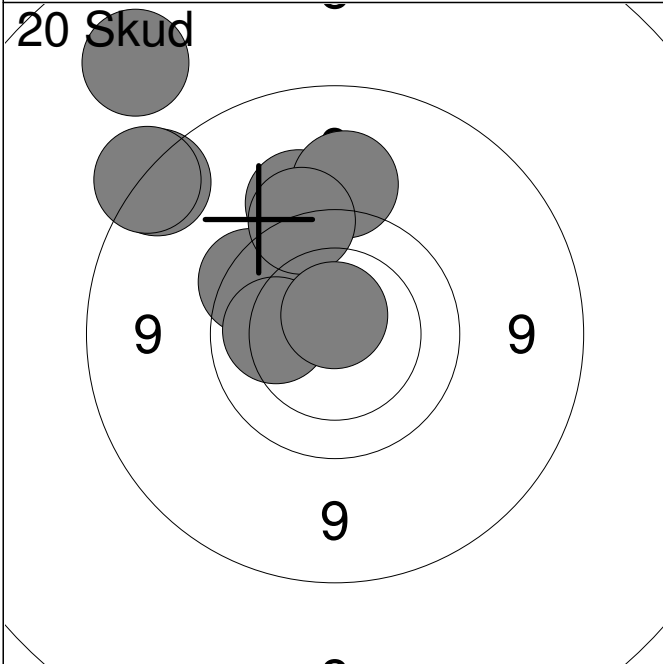
<p>Prøve</p>	<table style="width:100%; border-collapse: collapse;"> <tr><td style="width:10%;">1:</td><td style="width:15%;">9.9</td><td style="width:10%; text-align: right;">↖</td></tr> <tr><td>2:</td><td>10.1</td><td style="text-align: right;">→</td></tr> <tr><td>3:</td><td>9.9</td><td style="text-align: right;">↗</td></tr> <tr><td>4:</td><td>10.3</td><td style="text-align: right;">←</td></tr> <tr><td>5:</td><td>10.1</td><td style="text-align: right;">↑</td></tr> </table> <table border="1" style="width:100%; border-collapse: collapse; margin-top: 5px;"> <tr> <td style="width:80%;">Serie</td> <td style="text-align: right;">48.0</td> </tr> <tr> <td>Total</td> <td style="text-align: right;">0.0</td> </tr> </table>	1:	9.9	↖	2:	10.1	→	3:	9.9	↗	4:	10.3	←	5:	10.1	↑	Serie	48.0	Total	0.0
1:	9.9	↖																		
2:	10.1	→																		
3:	9.9	↗																		
4:	10.3	←																		
5:	10.1	↑																		
Serie	48.0																			
Total	0.0																			

<p>20 Skud</p>	<table style="width:100%; border-collapse: collapse;"> <tr><td style="width:10%;">1:</td><td style="width:15%;">10.0</td><td style="width:10%; text-align: right;">↑</td></tr> <tr><td>2:</td><td>10.2</td><td style="text-align: right;">↑</td></tr> <tr><td>3:</td><td>9.7</td><td style="text-align: right;">→</td></tr> <tr><td>4:</td><td>9.6</td><td style="text-align: right;">→</td></tr> <tr><td>5:</td><td>10.0</td><td style="text-align: right;">→</td></tr> <tr><td>6:</td><td>10.1</td><td style="text-align: right;">↘</td></tr> <tr><td>7:</td><td>9.8</td><td style="text-align: right;">→</td></tr> <tr><td>8:</td><td>9.6</td><td style="text-align: right;">↗</td></tr> <tr><td>9:</td><td>10.2</td><td style="text-align: right;">→</td></tr> <tr><td>10:</td><td>*10.6</td><td style="text-align: right;">↘</td></tr> </table> <table border="1" style="width:100%; border-collapse: collapse; margin-top: 5px;"> <tr> <td style="width:80%;">Serie</td> <td style="text-align: right;">96.0</td> </tr> <tr> <td>Total</td> <td style="text-align: right;">96.0</td> </tr> </table>	1:	10.0	↑	2:	10.2	↑	3:	9.7	→	4:	9.6	→	5:	10.0	→	6:	10.1	↘	7:	9.8	→	8:	9.6	↗	9:	10.2	→	10:	*10.6	↘	Serie	96.0	Total	96.0
1:	10.0	↑																																	
2:	10.2	↑																																	
3:	9.7	→																																	
4:	9.6	→																																	
5:	10.0	→																																	
6:	10.1	↘																																	
7:	9.8	→																																	
8:	9.6	↗																																	
9:	10.2	→																																	
10:	*10.6	↘																																	
Serie	96.0																																		
Total	96.0																																		

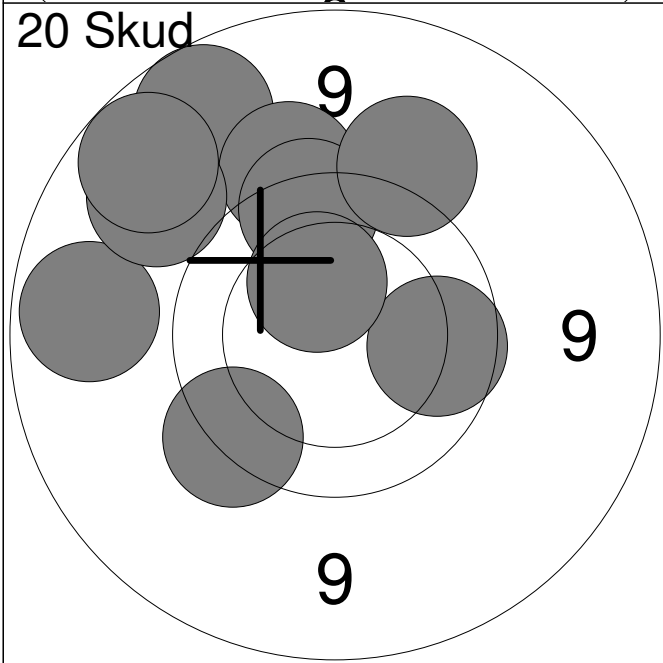
<p>20 Skud</p>	<table style="width:100%; border-collapse: collapse;"> <tr><td style="width:10%;">11:</td><td style="width:15%;">10.1</td><td style="width:10%; text-align: right;">↗</td></tr> <tr><td>12:</td><td>9.7</td><td style="text-align: right;">↗</td></tr> <tr><td>13:</td><td>9.0</td><td style="text-align: right;">↘</td></tr> <tr><td>14:</td><td>9.0</td><td style="text-align: right;">↗</td></tr> <tr><td>15:</td><td>10.1</td><td style="text-align: right;">↑</td></tr> <tr><td>16:</td><td>9.4</td><td style="text-align: right;">↗</td></tr> <tr><td>17:</td><td>9.7</td><td style="text-align: right;">→</td></tr> <tr><td>18:</td><td>9.6</td><td style="text-align: right;">↑</td></tr> <tr><td>19:</td><td>9.6</td><td style="text-align: right;">↗</td></tr> <tr><td>20:</td><td>9.6</td><td style="text-align: right;">↘</td></tr> </table> <table border="1" style="width:100%; border-collapse: collapse; margin-top: 5px;"> <tr> <td style="width:80%;">Serie</td> <td style="text-align: right;">92.0</td> </tr> <tr> <td>Total</td> <td style="text-align: right;">188.0</td> </tr> </table>	11:	10.1	↗	12:	9.7	↗	13:	9.0	↘	14:	9.0	↗	15:	10.1	↑	16:	9.4	↗	17:	9.7	→	18:	9.6	↑	19:	9.6	↗	20:	9.6	↘	Serie	92.0	Total	188.0
11:	10.1	↗																																	
12:	9.7	↗																																	
13:	9.0	↘																																	
14:	9.0	↗																																	
15:	10.1	↑																																	
16:	9.4	↗																																	
17:	9.7	→																																	
18:	9.6	↑																																	
19:	9.6	↗																																	
20:	9.6	↘																																	
Serie	92.0																																		
Total	188.0																																		



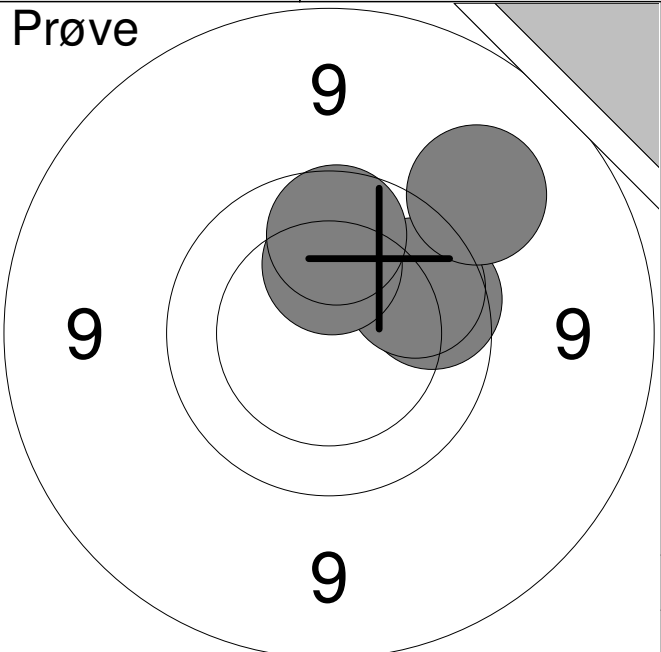
1:	9.1	↓
2:	9.1	↗
3:	9.4	↗
4:	10.0	↗
5:	9.7	↖
6:	8.9	↗
7:	9.7	↗
Serie		63.0
Total		0.0

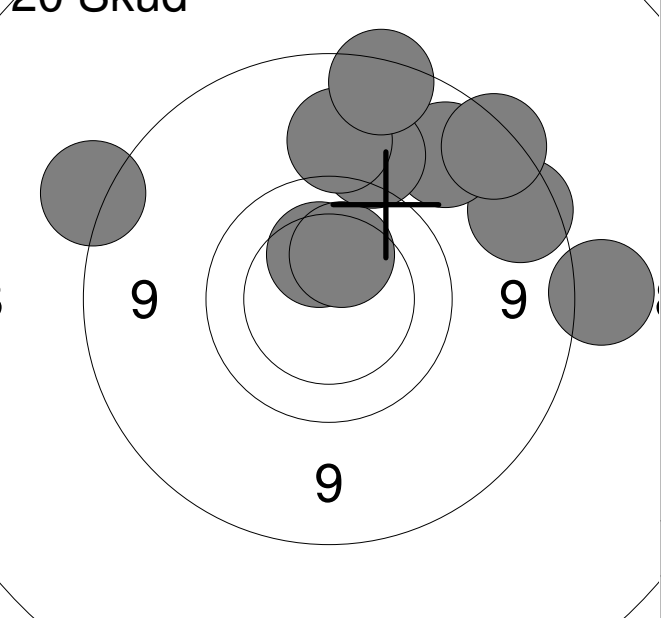


1:	9.5	↗
2:	8.7	↗
3:	9.4	↗
4:	8.2	↗
5:	9.7	↗
6:	9.3	↗
7:	10.1	↖
8:	9.6	↗
9:	8.7	↗
10:	*10.7	↗
Serie		89.0
Total		89.0



11:	8.9	↗
12:	9.5	↗
13:	9.7	↗
14:	9.4	↗
15:	9.0	↖
16:	9.6	↖
17:	9.1	↗
18:	9.0	↗
19:	9.9	→
20:	10.3	↗
Serie		90.0
Total		179.0

<p>Prøve</p> 	<table style="width:100%; border-collapse: collapse;"> <tr><td style="width:10%;">1:</td><td style="width:15%;">9.9</td><td style="width:10%; text-align: right;">→</td></tr> <tr><td>2:</td><td>9.9</td><td style="text-align: right;">→</td></tr> <tr><td>3:</td><td>10.2</td><td style="text-align: right;">↑</td></tr> <tr><td>4:</td><td>9.3</td><td style="text-align: right;">↗</td></tr> <tr><td>5:</td><td>9.9</td><td style="text-align: right;">↑</td></tr> </table>	1:	9.9	→	2:	9.9	→	3:	10.2	↑	4:	9.3	↗	5:	9.9	↑
1:	9.9	→														
2:	9.9	→														
3:	10.2	↑														
4:	9.3	↗														
5:	9.9	↑														
<table style="width:100%; border-collapse: collapse;"> <tr> <td style="width:45%;">Serie</td> <td style="width:55%; text-align: right;">46.0</td> </tr> <tr> <td>Total</td> <td style="text-align: right;">0.0</td> </tr> </table>		Serie	46.0	Total	0.0											
Serie	46.0															
Total	0.0															

<p>20 Skud</p> 	<table style="width:100%; border-collapse: collapse;"> <tr><td style="width:10%;">1:</td><td style="width:15%;">8.5</td><td style="width:10%; text-align: right;">→</td></tr> <tr><td>2:</td><td>10.3</td><td style="text-align: right;">↑</td></tr> <tr><td>3:</td><td>8.6</td><td style="text-align: right;">↖</td></tr> <tr><td>4:</td><td>8.9</td><td style="text-align: right;">→</td></tr> <tr><td>5:</td><td>10.3</td><td style="text-align: right;">↑</td></tr> <tr><td>6:</td><td>9.0</td><td style="text-align: right;">↗</td></tr> <tr><td>7:</td><td>9.3</td><td style="text-align: right;">↑</td></tr> <tr><td>8:</td><td>9.2</td><td style="text-align: right;">↑</td></tr> <tr><td>9:</td><td>8.8</td><td style="text-align: right;">↑</td></tr> <tr><td>10:</td><td>8.8</td><td style="text-align: right;">↗</td></tr> </table>	1:	8.5	→	2:	10.3	↑	3:	8.6	↖	4:	8.9	→	5:	10.3	↑	6:	9.0	↗	7:	9.3	↑	8:	9.2	↑	9:	8.8	↑	10:	8.8	↗
1:	8.5	→																													
2:	10.3	↑																													
3:	8.6	↖																													
4:	8.9	→																													
5:	10.3	↑																													
6:	9.0	↗																													
7:	9.3	↑																													
8:	9.2	↑																													
9:	8.8	↑																													
10:	8.8	↗																													
<table style="width:100%; border-collapse: collapse;"> <tr> <td style="width:45%;">Serie</td> <td style="width:55%; text-align: right;">87.0</td> </tr> <tr> <td>Total</td> <td style="text-align: right;">87.0</td> </tr> </table>		Serie	87.0	Total	87.0																										
Serie	87.0																														
Total	87.0																														

<p>20 Skud</p> 	<table style="width:100%; border-collapse: collapse;"> <tr><td style="width:10%;">11:</td><td style="width:15%;">9.1</td><td style="width:10%; text-align: right;">↖</td></tr> <tr><td>12:</td><td>10.0</td><td style="text-align: right;">↗</td></tr> <tr><td>13:</td><td>9.7</td><td style="text-align: right;">↗</td></tr> <tr><td>14:</td><td>9.8</td><td style="text-align: right;">↗</td></tr> <tr><td>15:</td><td>9.3</td><td style="text-align: right;">↗</td></tr> <tr><td>16:</td><td>9.6</td><td style="text-align: right;">↑</td></tr> <tr><td>17:</td><td>9.1</td><td style="text-align: right;">↗</td></tr> <tr><td>18:</td><td>9.3</td><td style="text-align: right;">↑</td></tr> <tr><td>19:</td><td>9.6</td><td style="text-align: right;">↑</td></tr> <tr><td>20:</td><td>9.0</td><td style="text-align: right;">↖</td></tr> </table>	11:	9.1	↖	12:	10.0	↗	13:	9.7	↗	14:	9.8	↗	15:	9.3	↗	16:	9.6	↑	17:	9.1	↗	18:	9.3	↑	19:	9.6	↑	20:	9.0	↖
11:	9.1	↖																													
12:	10.0	↗																													
13:	9.7	↗																													
14:	9.8	↗																													
15:	9.3	↗																													
16:	9.6	↑																													
17:	9.1	↗																													
18:	9.3	↑																													
19:	9.6	↑																													
20:	9.0	↖																													
<table style="width:100%; border-collapse: collapse;"> <tr> <td style="width:45%;">Serie</td> <td style="width:55%; text-align: right;">91.0</td> </tr> <tr> <td>Total</td> <td style="text-align: right;">178.0</td> </tr> </table>		Serie	91.0	Total	178.0																										
Serie	91.0																														
Total	178.0																														

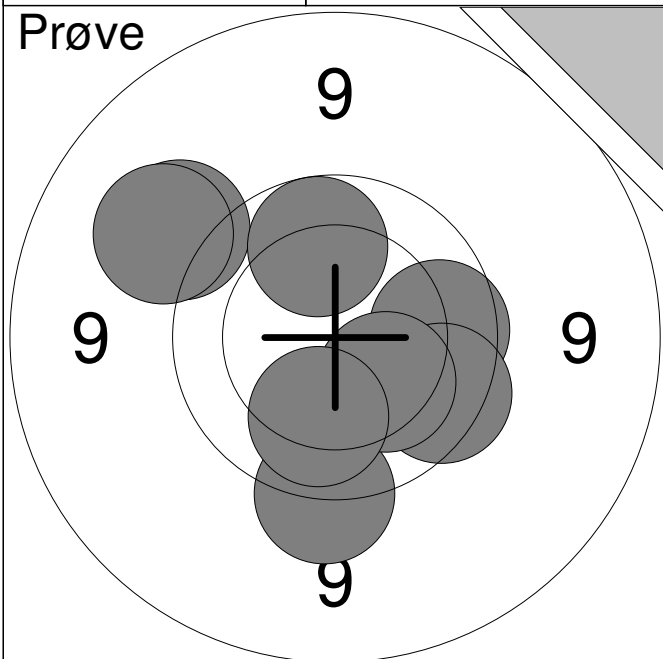
<p>Prøve</p>	<table style="width:100%; border-collapse: collapse;"> <tr><td style="width:10%;">1:</td><td style="width:15%;">9.4</td><td style="width:10%; text-align: center;">↗</td></tr> <tr><td>2:</td><td>9.5</td><td style="text-align: center;">↑</td></tr> <tr><td>3:</td><td>10.1</td><td style="text-align: center;">↗</td></tr> <tr><td>4:</td><td>*10.8</td><td style="text-align: center;">↘</td></tr> <tr><td>5:</td><td>10.1</td><td style="text-align: center;">→</td></tr> <tr><td>6:</td><td>10.5</td><td style="text-align: center;">→</td></tr> <tr><td>7:</td><td>10.1</td><td style="text-align: center;">↘</td></tr> <tr><td>8:</td><td>10.0</td><td style="text-align: center;">↘</td></tr> <tr><td>9:</td><td>*10.8</td><td style="text-align: center;">↘</td></tr> <tr><td colspan="2">Serie</td><td style="text-align: right;">88.0</td></tr> <tr><td colspan="2">Total</td><td style="text-align: right;">0.0</td></tr> </table>	1:	9.4	↗	2:	9.5	↑	3:	10.1	↗	4:	*10.8	↘	5:	10.1	→	6:	10.5	→	7:	10.1	↘	8:	10.0	↘	9:	*10.8	↘	Serie		88.0	Total		0.0			
1:	9.4	↗																																			
2:	9.5	↑																																			
3:	10.1	↗																																			
4:	*10.8	↘																																			
5:	10.1	→																																			
6:	10.5	→																																			
7:	10.1	↘																																			
8:	10.0	↘																																			
9:	*10.8	↘																																			
Serie		88.0																																			
Total		0.0																																			
<p>20 Skud</p>	<table style="width:100%; border-collapse: collapse;"> <tr><td style="width:10%;">1:</td><td style="width:15%;">10.5</td><td style="width:10%; text-align: center;">↘</td></tr> <tr><td>2:</td><td>10.0</td><td style="text-align: center;">←</td></tr> <tr><td>3:</td><td>10.3</td><td style="text-align: center;">↗</td></tr> <tr><td>4:</td><td>9.9</td><td style="text-align: center;">↘</td></tr> <tr><td>5:</td><td>9.4</td><td style="text-align: center;">↗</td></tr> <tr><td>6:</td><td>10.5</td><td style="text-align: center;">↗</td></tr> <tr><td>7:</td><td>10.1</td><td style="text-align: center;">↗</td></tr> <tr><td>8:</td><td>*10.8</td><td style="text-align: center;">↗</td></tr> <tr><td>9:</td><td>10.1</td><td style="text-align: center;">↗</td></tr> <tr><td>10:</td><td>10.5</td><td style="text-align: center;">↘</td></tr> <tr><td colspan="2">Serie</td><td style="text-align: right;">98.0</td></tr> <tr><td colspan="2">Total</td><td style="text-align: right;">98.0</td></tr> </table>	1:	10.5	↘	2:	10.0	←	3:	10.3	↗	4:	9.9	↘	5:	9.4	↗	6:	10.5	↗	7:	10.1	↗	8:	*10.8	↗	9:	10.1	↗	10:	10.5	↘	Serie		98.0	Total		98.0
1:	10.5	↘																																			
2:	10.0	←																																			
3:	10.3	↗																																			
4:	9.9	↘																																			
5:	9.4	↗																																			
6:	10.5	↗																																			
7:	10.1	↗																																			
8:	*10.8	↗																																			
9:	10.1	↗																																			
10:	10.5	↘																																			
Serie		98.0																																			
Total		98.0																																			
<p>20 Skud</p>	<table style="width:100%; border-collapse: collapse;"> <tr><td style="width:10%;">11:</td><td style="width:15%;">*10.7</td><td style="width:10%; text-align: center;">↘</td></tr> <tr><td>12:</td><td>10.0</td><td style="text-align: center;">↗</td></tr> <tr><td>13:</td><td>9.4</td><td style="text-align: center;">↗</td></tr> <tr><td>14:</td><td>10.0</td><td style="text-align: center;">←</td></tr> <tr><td>15:</td><td>9.4</td><td style="text-align: center;">↗</td></tr> <tr><td>16:</td><td>9.5</td><td style="text-align: center;">→</td></tr> <tr><td>17:</td><td>*10.9</td><td style="text-align: center;">↗</td></tr> <tr><td>18:</td><td>*10.6</td><td style="text-align: center;">↘</td></tr> <tr><td>19:</td><td>10.4</td><td style="text-align: center;">→</td></tr> <tr><td>20:</td><td>10.4</td><td style="text-align: center;">↗</td></tr> <tr><td colspan="2">Serie</td><td style="text-align: right;">97.0</td></tr> <tr><td colspan="2">Total</td><td style="text-align: right;">195.0</td></tr> </table>	11:	*10.7	↘	12:	10.0	↗	13:	9.4	↗	14:	10.0	←	15:	9.4	↗	16:	9.5	→	17:	*10.9	↗	18:	*10.6	↘	19:	10.4	→	20:	10.4	↗	Serie		97.0	Total		195.0
11:	*10.7	↘																																			
12:	10.0	↗																																			
13:	9.4	↗																																			
14:	10.0	←																																			
15:	9.4	↗																																			
16:	9.5	→																																			
17:	*10.9	↗																																			
18:	*10.6	↘																																			
19:	10.4	→																																			
20:	10.4	↗																																			
Serie		97.0																																			
Total		195.0																																			

Hold
12Skive
2**Dennis Nielsen**

Ulsted Skf.

M2

Prøve

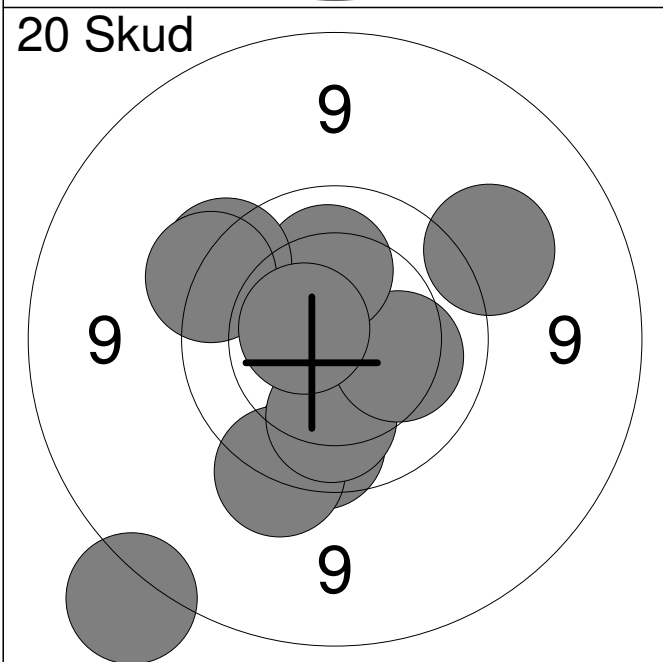


1:	9.9	→
2:	9.8	↘
3:	9.4	↗
4:	9.6	↓
5:	9.3	↗
6:	10.2	↘
7:	9.9	↑
8:	10.1	↓

Serie 74.0

Total 0.0

20 Skud

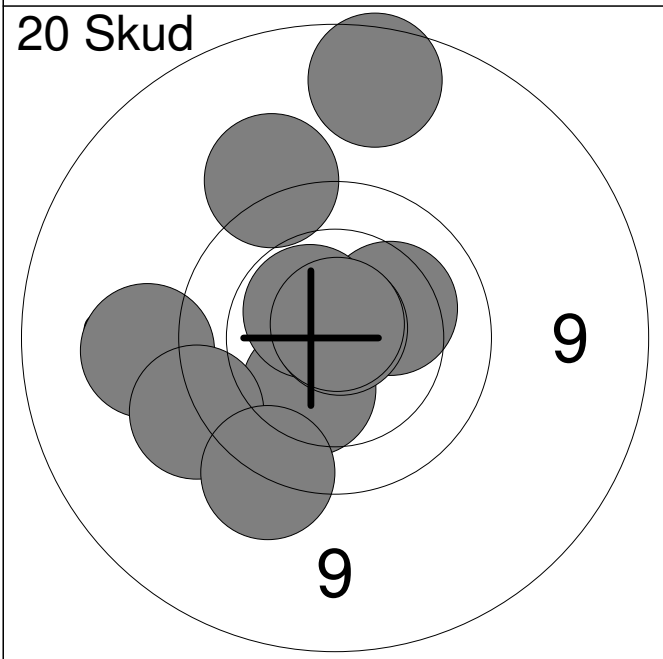


1:	9.8	↓
2:	9.6	↘
3:	8.6	↖
4:	10.1	↓
5:	10.2	→
6:	10.2	↑
7:	9.7	↗
8:	9.6	↗
9:	9.4	→
10:	*10.6	↖

Serie 93.0

Total 93.0

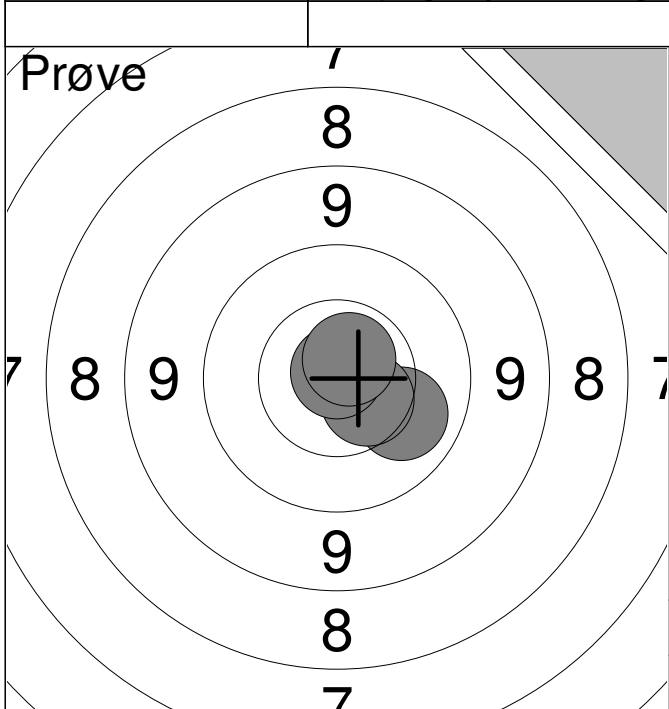
20 Skud



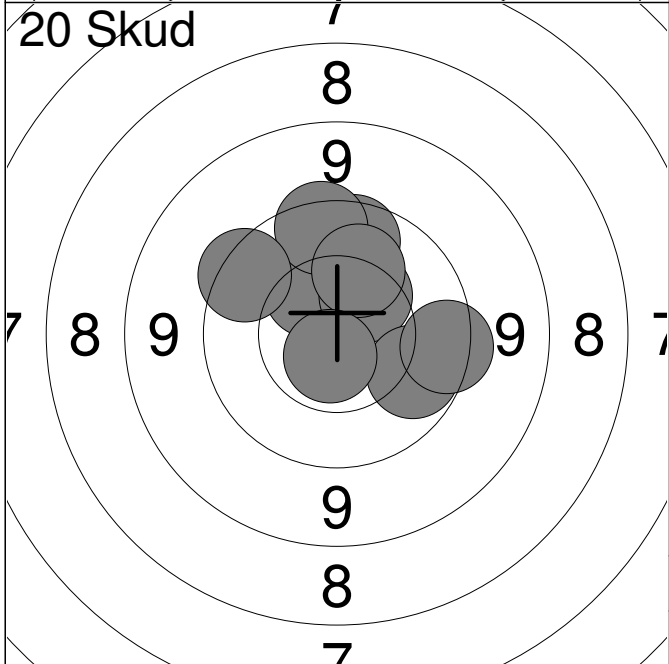
11:	10.3	↘
12:	10.2	↗
13:	9.3	←
14:	9.5	↖
15:	*10.5	↗
16:	*10.8	↗
17:	9.4	↑
18:	9.6	↘
19:	8.9	↑
20:	*10.8	↑

Serie 94.0

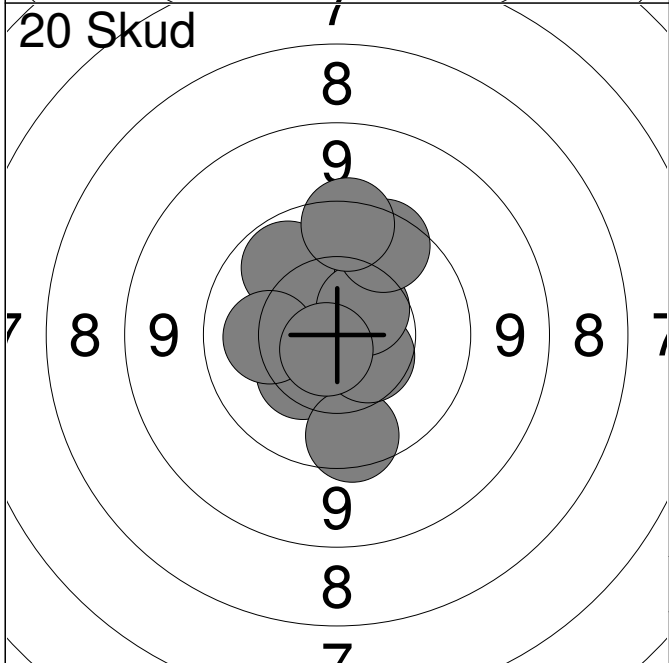
Total 187.0



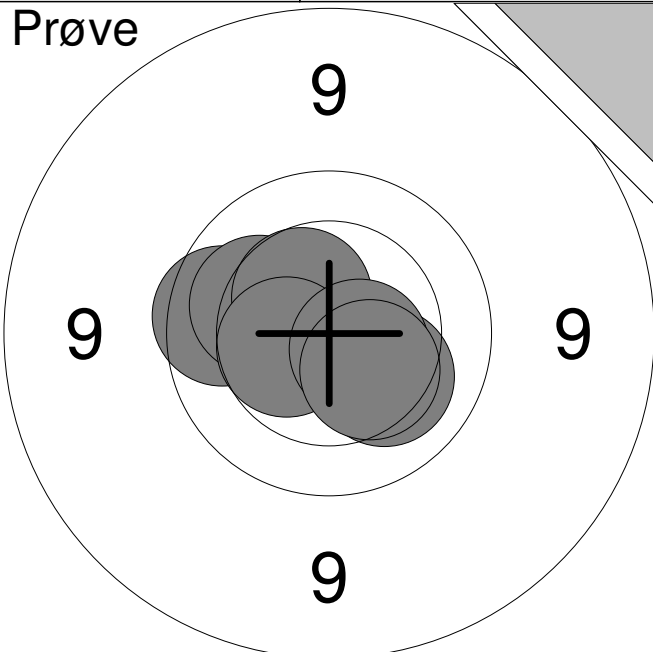
1:	10.1	↘
2:	10.5	↘
3:	*10.9	↑
4:	*10.7	↗
Serie		40.0
Total		0.0

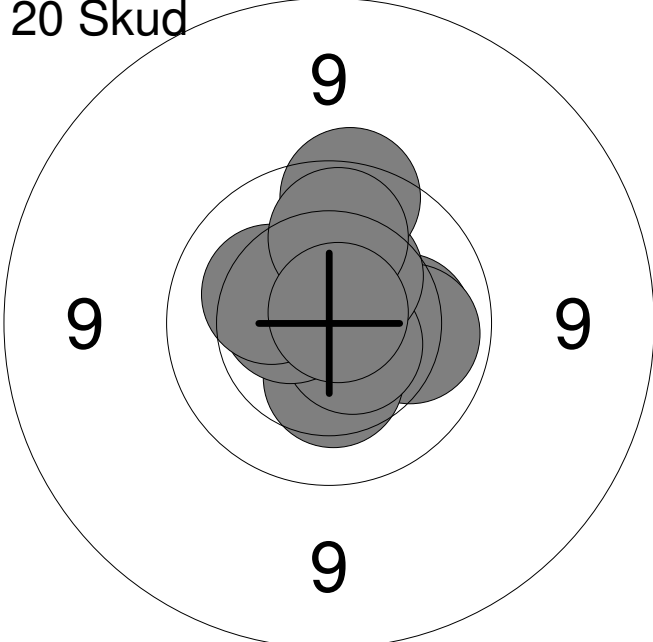


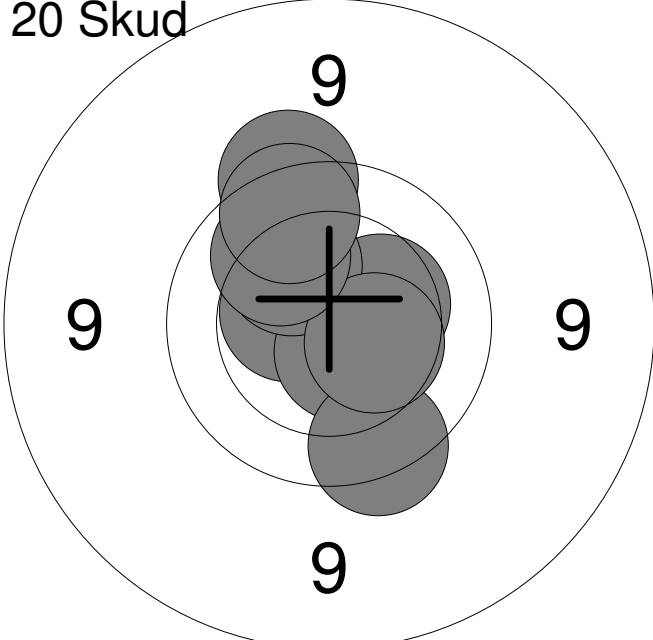
1:	9.8	↑
2:	*10.6	↑
3:	10.4	↖
4:	9.7	↑
5:	10.4	↗
6:	10.2	↑
7:	9.7	↖
8:	10.0	↘
9:	9.6	→
10:	*10.7	↓
Serie		96.0
Total		96.0



11:	10.4	↖
12:	10.2	↗
13:	10.0	↗
14:	9.8	↓
15:	10.5	↘
16:	10.5	↗
17:	10.2	←
18:	*10.7	↖
19:	9.8	↗
20:	9.6	↑
Serie		97.0
Total		193.0

<p>Prøve</p> 	<table style="width:100%; border-collapse: collapse;"> <tr><td>1:</td><td>9.9</td><td>↖</td></tr> <tr><td>2:</td><td>10.1</td><td>↗</td></tr> <tr><td>3:</td><td>10.2</td><td>↘</td></tr> <tr><td>4:</td><td>10.5</td><td>↗</td></tr> <tr><td>5:</td><td>10.5</td><td>↖</td></tr> <tr><td>6:</td><td>*10.6</td><td>↘</td></tr> <tr><td>7:</td><td>10.4</td><td>↘</td></tr> </table>	1:	9.9	↖	2:	10.1	↗	3:	10.2	↘	4:	10.5	↗	5:	10.5	↖	6:	*10.6	↘	7:	10.4	↘
1:	9.9	↖																				
2:	10.1	↗																				
3:	10.2	↘																				
4:	10.5	↗																				
5:	10.5	↖																				
6:	*10.6	↘																				
7:	10.4	↘																				
	<table border="1" style="width:100%; border-collapse: collapse;"> <tr> <td style="width:80%;">Serie</td> <td style="text-align: right;">69.0</td> </tr> <tr> <td>Total</td> <td style="text-align: right;">0.0</td> </tr> </table>	Serie	69.0	Total	0.0																	
Serie	69.0																					
Total	0.0																					

<p>20 Skud</p> 	<table style="width:100%; border-collapse: collapse;"> <tr><td>1:</td><td>10.2</td><td>→</td></tr> <tr><td>2:</td><td>10.1</td><td>→</td></tr> <tr><td>3:</td><td>10.4</td><td>↘</td></tr> <tr><td>4:</td><td>*10.6</td><td>↘</td></tr> <tr><td>5:</td><td>10.4</td><td>↗</td></tr> <tr><td>6:</td><td>*10.5</td><td>↖</td></tr> <tr><td>7:</td><td>9.7</td><td>↗</td></tr> <tr><td>8:</td><td>10.3</td><td>↗</td></tr> <tr><td>9:</td><td>10.0</td><td>↗</td></tr> <tr><td>10:</td><td>*10.8</td><td>↗</td></tr> </table>	1:	10.2	→	2:	10.1	→	3:	10.4	↘	4:	*10.6	↘	5:	10.4	↗	6:	*10.5	↖	7:	9.7	↗	8:	10.3	↗	9:	10.0	↗	10:	*10.8	↗
1:	10.2	→																													
2:	10.1	→																													
3:	10.4	↘																													
4:	*10.6	↘																													
5:	10.4	↗																													
6:	*10.5	↖																													
7:	9.7	↗																													
8:	10.3	↗																													
9:	10.0	↗																													
10:	*10.8	↗																													
	<table border="1" style="width:100%; border-collapse: collapse;"> <tr> <td style="width:80%;">Serie</td> <td style="text-align: right;">99.0</td> </tr> <tr> <td>Total</td> <td style="text-align: right;">99.0</td> </tr> </table>	Serie	99.0	Total	99.0																										
Serie	99.0																														
Total	99.0																														

<p>20 Skud</p> 	<table style="width:100%; border-collapse: collapse;"> <tr><td>11:</td><td>*10.7</td><td>↗</td></tr> <tr><td>12:</td><td>*10.5</td><td>↖</td></tr> <tr><td>13:</td><td>10.4</td><td>→</td></tr> <tr><td>14:</td><td>*10.6</td><td>↘</td></tr> <tr><td>15:</td><td>9.7</td><td>↘</td></tr> <tr><td>16:</td><td>10.2</td><td>↗</td></tr> <tr><td>17:</td><td>10.4</td><td>↘</td></tr> <tr><td>18:</td><td>10.1</td><td>↗</td></tr> <tr><td>19:</td><td>9.6</td><td>↗</td></tr> <tr><td>20:</td><td>9.8</td><td>↗</td></tr> </table>	11:	*10.7	↗	12:	*10.5	↖	13:	10.4	→	14:	*10.6	↘	15:	9.7	↘	16:	10.2	↗	17:	10.4	↘	18:	10.1	↗	19:	9.6	↗	20:	9.8	↗
11:	*10.7	↗																													
12:	*10.5	↖																													
13:	10.4	→																													
14:	*10.6	↘																													
15:	9.7	↘																													
16:	10.2	↗																													
17:	10.4	↘																													
18:	10.1	↗																													
19:	9.6	↗																													
20:	9.8	↗																													
	<table border="1" style="width:100%; border-collapse: collapse;"> <tr> <td style="width:80%;">Serie</td> <td style="text-align: right;">97.0</td> </tr> <tr> <td>Total</td> <td style="text-align: right;">196.0</td> </tr> </table>	Serie	97.0	Total	196.0																										
Serie	97.0																														
Total	196.0																														

<p>Prøve</p>	<table style="width:100%; border-collapse: collapse;"> <tr><td style="width:10%;">1:</td><td style="width:15%;">8.8</td><td style="width:10%; text-align: center;">↑</td></tr> <tr><td>2:</td><td>9.7</td><td style="text-align: center;">←</td></tr> <tr><td>3:</td><td>9.9</td><td style="text-align: center;">↗</td></tr> <tr><td>4:</td><td>9.5</td><td style="text-align: center;">↓</td></tr> <tr><td>5:</td><td>9.9</td><td style="text-align: center;">↘</td></tr> <tr><td>6:</td><td>*10.5</td><td style="text-align: center;">↓</td></tr> </table>	1:	8.8	↑	2:	9.7	←	3:	9.9	↗	4:	9.5	↓	5:	9.9	↘	6:	*10.5	↓
1:	8.8	↑																	
2:	9.7	←																	
3:	9.9	↗																	
4:	9.5	↓																	
5:	9.9	↘																	
6:	*10.5	↓																	
<table style="width:100%; border-collapse: collapse;"> <tr> <td style="width:10%;">Serie</td> <td style="width:15%;"></td> <td style="width:10%; text-align: right;">54.0</td> </tr> <tr> <td>Total</td> <td></td> <td style="text-align: right;">0.0</td> </tr> </table>		Serie		54.0	Total		0.0												
Serie		54.0																	
Total		0.0																	

<p>20 Skud</p>	<table style="width:100%; border-collapse: collapse;"> <tr><td style="width:10%;">1:</td><td style="width:15%;">10.2</td><td style="width:10%; text-align: center;">↓</td></tr> <tr><td>2:</td><td>*10.5</td><td style="text-align: center;">↓</td></tr> <tr><td>3:</td><td>9.7</td><td style="text-align: center;">↗</td></tr> <tr><td>4:</td><td>10.3</td><td style="text-align: center;">↓</td></tr> <tr><td>5:</td><td>9.4</td><td style="text-align: center;">↘</td></tr> <tr><td>6:</td><td>9.7</td><td style="text-align: center;">↑</td></tr> <tr><td>7:</td><td>10.0</td><td style="text-align: center;">↗</td></tr> <tr><td>8:</td><td>*10.8</td><td style="text-align: center;">↓</td></tr> <tr><td>9:</td><td>9.9</td><td style="text-align: center;">↓</td></tr> <tr><td>10:</td><td>9.6</td><td style="text-align: center;">→</td></tr> </table>	1:	10.2	↓	2:	*10.5	↓	3:	9.7	↗	4:	10.3	↓	5:	9.4	↘	6:	9.7	↑	7:	10.0	↗	8:	*10.8	↓	9:	9.9	↓	10:	9.6	→
1:	10.2	↓																													
2:	*10.5	↓																													
3:	9.7	↗																													
4:	10.3	↓																													
5:	9.4	↘																													
6:	9.7	↑																													
7:	10.0	↗																													
8:	*10.8	↓																													
9:	9.9	↓																													
10:	9.6	→																													
<table style="width:100%; border-collapse: collapse;"> <tr> <td style="width:10%;">Serie</td> <td style="width:15%;"></td> <td style="width:10%; text-align: right;">95.0</td> </tr> <tr> <td>Total</td> <td></td> <td style="text-align: right;">95.0</td> </tr> </table>		Serie		95.0	Total		95.0																								
Serie		95.0																													
Total		95.0																													

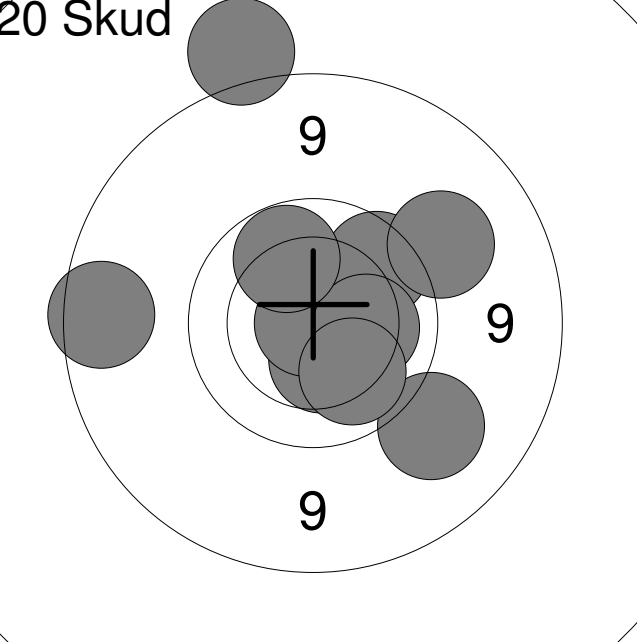
<p>20 Skud</p>	<table style="width:100%; border-collapse: collapse;"> <tr><td style="width:10%;">11:</td><td style="width:15%;">10.1</td><td style="width:10%; text-align: center;">↗</td></tr> <tr><td>12:</td><td>9.8</td><td style="text-align: center;">→</td></tr> <tr><td>13:</td><td>10.4</td><td style="text-align: center;">←</td></tr> <tr><td>14:</td><td>10.1</td><td style="text-align: center;">→</td></tr> <tr><td>15:</td><td>9.9</td><td style="text-align: center;">↓</td></tr> <tr><td>16:</td><td>*10.7</td><td style="text-align: center;">↗</td></tr> <tr><td>17:</td><td>*10.8</td><td style="text-align: center;">↓</td></tr> <tr><td>18:</td><td>9.7</td><td style="text-align: center;">↗</td></tr> <tr><td>19:</td><td>9.7</td><td style="text-align: center;">↑</td></tr> <tr><td>20:</td><td>10.3</td><td style="text-align: center;">↓</td></tr> </table>	11:	10.1	↗	12:	9.8	→	13:	10.4	←	14:	10.1	→	15:	9.9	↓	16:	*10.7	↗	17:	*10.8	↓	18:	9.7	↗	19:	9.7	↑	20:	10.3	↓
11:	10.1	↗																													
12:	9.8	→																													
13:	10.4	←																													
14:	10.1	→																													
15:	9.9	↓																													
16:	*10.7	↗																													
17:	*10.8	↓																													
18:	9.7	↗																													
19:	9.7	↑																													
20:	10.3	↓																													
<table style="width:100%; border-collapse: collapse;"> <tr> <td style="width:10%;">Serie</td> <td style="width:15%;"></td> <td style="width:10%; text-align: right;">96.0</td> </tr> <tr> <td>Total</td> <td></td> <td style="text-align: right;">191.0</td> </tr> </table>		Serie		96.0	Total		191.0																								
Serie		96.0																													
Total		191.0																													

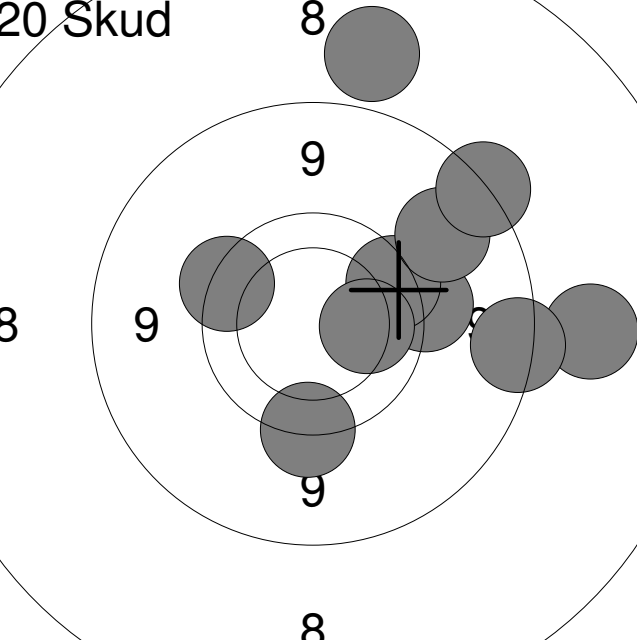
<p>Prøve</p>	<table style="width:100%; border-collapse: collapse;"> <tr><td style="width:10%;">1:</td><td style="width:20%;">9.5</td><td style="width:10%; text-align: center;">↗</td></tr> <tr><td>2:</td><td>10.3</td><td style="text-align: center;">↗</td></tr> <tr><td>3:</td><td>9.7</td><td style="text-align: center;">↗</td></tr> <tr><td>4:</td><td>10.5</td><td style="text-align: center;">↑</td></tr> <tr><td>5:</td><td>*10.8</td><td style="text-align: center;">↑</td></tr> <tr><td>6:</td><td>10.2</td><td style="text-align: center;">↘</td></tr> <tr><td>7:</td><td>9.3</td><td style="text-align: center;">→</td></tr> <tr><td>8:</td><td>9.7</td><td style="text-align: center;">→</td></tr> <tr><td>9:</td><td>10.2</td><td style="text-align: center;">↘</td></tr> <tr><td>10:</td><td>10.1</td><td style="text-align: center;">↗</td></tr> </table> <table border="1" style="width:100%; border-collapse: collapse; margin-top: 5px;"> <tr> <td style="width:10%;">Serie</td> <td style="width:80%;"></td> <td style="width:10%; text-align: right;">96.0</td> </tr> <tr> <td>Total</td> <td></td> <td style="text-align: right;">0.0</td> </tr> </table>	1:	9.5	↗	2:	10.3	↗	3:	9.7	↗	4:	10.5	↑	5:	*10.8	↑	6:	10.2	↘	7:	9.3	→	8:	9.7	→	9:	10.2	↘	10:	10.1	↗	Serie		96.0	Total		0.0
1:	9.5	↗																																			
2:	10.3	↗																																			
3:	9.7	↗																																			
4:	10.5	↑																																			
5:	*10.8	↑																																			
6:	10.2	↘																																			
7:	9.3	→																																			
8:	9.7	→																																			
9:	10.2	↘																																			
10:	10.1	↗																																			
Serie		96.0																																			
Total		0.0																																			

<p>20 Skud</p>	<table style="width:100%; border-collapse: collapse;"> <tr><td style="width:10%;">1:</td><td style="width:20%;">10.1</td><td style="width:10%; text-align: center;">→</td></tr> <tr><td>2:</td><td>9.7</td><td style="text-align: center;">←</td></tr> <tr><td>3:</td><td>10.3</td><td style="text-align: center;">↘</td></tr> <tr><td>4:</td><td>9.9</td><td style="text-align: center;">↘</td></tr> <tr><td>5:</td><td>10.5</td><td style="text-align: center;">↗</td></tr> <tr><td>6:</td><td>10.0</td><td style="text-align: center;">↗</td></tr> <tr><td>7:</td><td>10.1</td><td style="text-align: center;">↗</td></tr> <tr><td>8:</td><td>9.5</td><td style="text-align: center;">↗</td></tr> <tr><td>9:</td><td>10.5</td><td style="text-align: center;">↗</td></tr> <tr><td>10:</td><td>9.5</td><td style="text-align: center;">↑</td></tr> </table> <table border="1" style="width:100%; border-collapse: collapse; margin-top: 5px;"> <tr> <td style="width:10%;">Serie</td> <td style="width:80%;"></td> <td style="width:10%; text-align: right;">96.0</td> </tr> <tr> <td>Total</td> <td></td> <td style="text-align: right;">96.0</td> </tr> </table>	1:	10.1	→	2:	9.7	←	3:	10.3	↘	4:	9.9	↘	5:	10.5	↗	6:	10.0	↗	7:	10.1	↗	8:	9.5	↗	9:	10.5	↗	10:	9.5	↑	Serie		96.0	Total		96.0
1:	10.1	→																																			
2:	9.7	←																																			
3:	10.3	↘																																			
4:	9.9	↘																																			
5:	10.5	↗																																			
6:	10.0	↗																																			
7:	10.1	↗																																			
8:	9.5	↗																																			
9:	10.5	↗																																			
10:	9.5	↑																																			
Serie		96.0																																			
Total		96.0																																			

<p>20 Skud</p>	<table style="width:100%; border-collapse: collapse;"> <tr><td style="width:10%;">11:</td><td style="width:20%;">9.9</td><td style="width:10%; text-align: center;">↗</td></tr> <tr><td>12:</td><td>9.0</td><td style="text-align: center;">↗</td></tr> <tr><td>13:</td><td>9.7</td><td style="text-align: center;">↘</td></tr> <tr><td>14:</td><td>10.2</td><td style="text-align: center;">←</td></tr> <tr><td>15:</td><td>10.1</td><td style="text-align: center;">↗</td></tr> <tr><td>16:</td><td>9.8</td><td style="text-align: center;">↘</td></tr> <tr><td>17:</td><td>9.7</td><td style="text-align: center;">↘</td></tr> <tr><td>18:</td><td>9.2</td><td style="text-align: center;">↗</td></tr> <tr><td>19:</td><td>10.3</td><td style="text-align: center;">→</td></tr> <tr><td>20:</td><td>9.6</td><td style="text-align: center;">↑</td></tr> </table> <table border="1" style="width:100%; border-collapse: collapse; margin-top: 5px;"> <tr> <td style="width:10%;">Serie</td> <td style="width:80%;"></td> <td style="width:10%; text-align: right;">93.0</td> </tr> <tr> <td>Total</td> <td></td> <td style="text-align: right;">189.0</td> </tr> </table>	11:	9.9	↗	12:	9.0	↗	13:	9.7	↘	14:	10.2	←	15:	10.1	↗	16:	9.8	↘	17:	9.7	↘	18:	9.2	↗	19:	10.3	→	20:	9.6	↑	Serie		93.0	Total		189.0
11:	9.9	↗																																			
12:	9.0	↗																																			
13:	9.7	↘																																			
14:	10.2	←																																			
15:	10.1	↗																																			
16:	9.8	↘																																			
17:	9.7	↘																																			
18:	9.2	↗																																			
19:	10.3	→																																			
20:	9.6	↑																																			
Serie		93.0																																			
Total		189.0																																			

<p>Prøve</p> 	<table style="width:100%; border-collapse: collapse;"> <tr><td style="width:10%;">1:</td><td style="width:15%;">9.5</td><td style="width:10%; text-align: center;">→</td></tr> <tr><td>2:</td><td>9.4</td><td style="text-align: center;">↗</td></tr> <tr><td>3:</td><td>9.9</td><td style="text-align: center;">↗</td></tr> <tr><td>4:</td><td>8.8</td><td style="text-align: center;">↗</td></tr> <tr><td>5:</td><td>9.4</td><td style="text-align: center;">↗</td></tr> <tr><td>6:</td><td>10.0</td><td style="text-align: center;">↗</td></tr> <tr><td>7:</td><td>9.0</td><td style="text-align: center;">↗</td></tr> <tr><td>8:</td><td>9.4</td><td style="text-align: center;">↗</td></tr> <tr><td>9:</td><td>9.4</td><td style="text-align: center;">↗</td></tr> <tr><td>10:</td><td>9.6</td><td style="text-align: center;">←</td></tr> <tr><td colspan="2">Serie</td><td style="text-align: right;">90.0</td></tr> <tr><td colspan="2">Total</td><td style="text-align: right;">0.0</td></tr> </table>	1:	9.5	→	2:	9.4	↗	3:	9.9	↗	4:	8.8	↗	5:	9.4	↗	6:	10.0	↗	7:	9.0	↗	8:	9.4	↗	9:	9.4	↗	10:	9.6	←	Serie		90.0	Total		0.0
1:	9.5	→																																			
2:	9.4	↗																																			
3:	9.9	↗																																			
4:	8.8	↗																																			
5:	9.4	↗																																			
6:	10.0	↗																																			
7:	9.0	↗																																			
8:	9.4	↗																																			
9:	9.4	↗																																			
10:	9.6	←																																			
Serie		90.0																																			
Total		0.0																																			

<p>20 Skud</p> 	<table style="width:100%; border-collapse: collapse;"> <tr><td style="width:10%;">1:</td><td style="width:15%;">10.4</td><td style="width:10%; text-align: center;">↓</td></tr> <tr><td>2:</td><td>9.3</td><td style="text-align: center;">↓</td></tr> <tr><td>3:</td><td>*10.9</td><td style="text-align: center;">←</td></tr> <tr><td>4:</td><td>9.8</td><td style="text-align: center;">↗</td></tr> <tr><td>5:</td><td>8.5</td><td style="text-align: center;">↗</td></tr> <tr><td>6:</td><td>10.2</td><td style="text-align: center;">→</td></tr> <tr><td>7:</td><td>10.0</td><td style="text-align: center;">↗</td></tr> <tr><td>8:</td><td>9.3</td><td style="text-align: center;">↗</td></tr> <tr><td>9:</td><td>10.1</td><td style="text-align: center;">↓</td></tr> <tr><td>10:</td><td>8.9</td><td style="text-align: center;">←</td></tr> <tr><td colspan="2">Serie</td><td style="text-align: right;">93.0</td></tr> <tr><td colspan="2">Total</td><td style="text-align: right;">93.0</td></tr> </table>	1:	10.4	↓	2:	9.3	↓	3:	*10.9	←	4:	9.8	↗	5:	8.5	↗	6:	10.2	→	7:	10.0	↗	8:	9.3	↗	9:	10.1	↓	10:	8.9	←	Serie		93.0	Total		93.0
1:	10.4	↓																																			
2:	9.3	↓																																			
3:	*10.9	←																																			
4:	9.8	↗																																			
5:	8.5	↗																																			
6:	10.2	→																																			
7:	10.0	↗																																			
8:	9.3	↗																																			
9:	10.1	↓																																			
10:	8.9	←																																			
Serie		93.0																																			
Total		93.0																																			

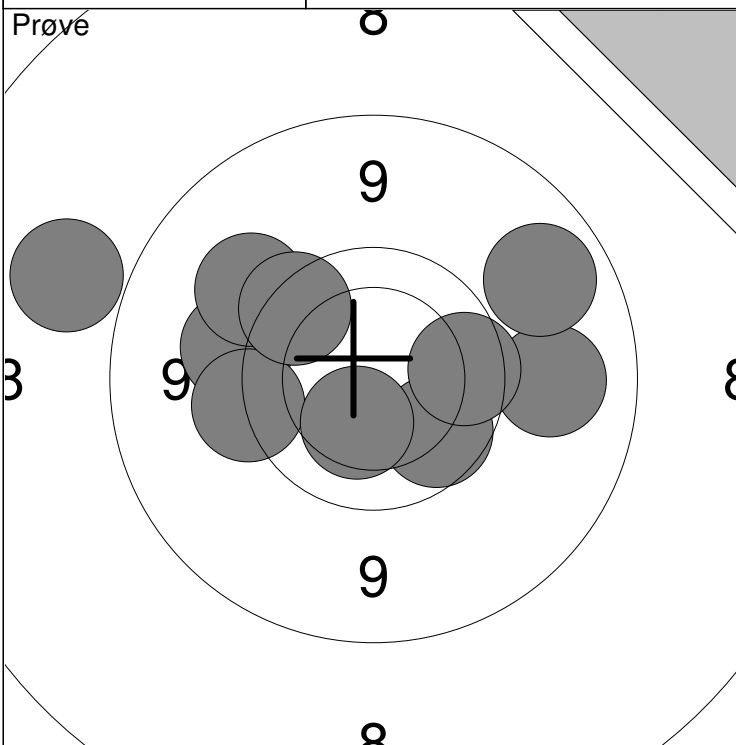
<p>20 Skud</p> 	<table style="width:100%; border-collapse: collapse;"> <tr><td style="width:10%;">11:</td><td style="width:15%;">9.5</td><td style="width:10%; text-align: center;">→</td></tr> <tr><td>12:</td><td>8.3</td><td style="text-align: center;">→</td></tr> <tr><td>13:</td><td>9.7</td><td style="text-align: center;">↗</td></tr> <tr><td>14:</td><td>8.8</td><td style="text-align: center;">→</td></tr> <tr><td>15:</td><td>9.7</td><td style="text-align: center;">↗</td></tr> <tr><td>16:</td><td>9.1</td><td style="text-align: center;">↗</td></tr> <tr><td>17:</td><td>9.6</td><td style="text-align: center;">↓</td></tr> <tr><td>18:</td><td>8.7</td><td style="text-align: center;">↗</td></tr> <tr><td>19:</td><td>10.1</td><td style="text-align: center;">→</td></tr> <tr><td>20:</td><td>8.4</td><td style="text-align: center;">↗</td></tr> <tr><td colspan="2">Serie</td><td style="text-align: right;">87.0</td></tr> <tr><td colspan="2">Total</td><td style="text-align: right;">180.0</td></tr> </table>	11:	9.5	→	12:	8.3	→	13:	9.7	↗	14:	8.8	→	15:	9.7	↗	16:	9.1	↗	17:	9.6	↓	18:	8.7	↗	19:	10.1	→	20:	8.4	↗	Serie		87.0	Total		180.0
11:	9.5	→																																			
12:	8.3	→																																			
13:	9.7	↗																																			
14:	8.8	→																																			
15:	9.7	↗																																			
16:	9.1	↗																																			
17:	9.6	↓																																			
18:	8.7	↗																																			
19:	10.1	→																																			
20:	8.4	↗																																			
Serie		87.0																																			
Total		180.0																																			

Hold
12Skive
8**Torben Klit Andersen**

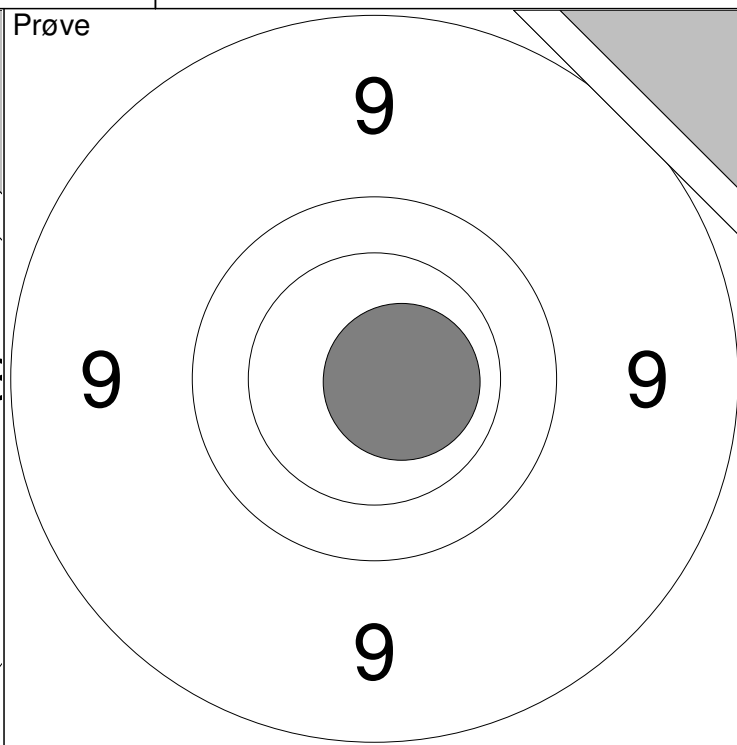
Vester Hassing Skf.

1

Prøve



Prøve



1: 9.5 ←
2: 9.5 ←
3: 9.9 ↘
4: 8.4 ↖
5: 9.2 →

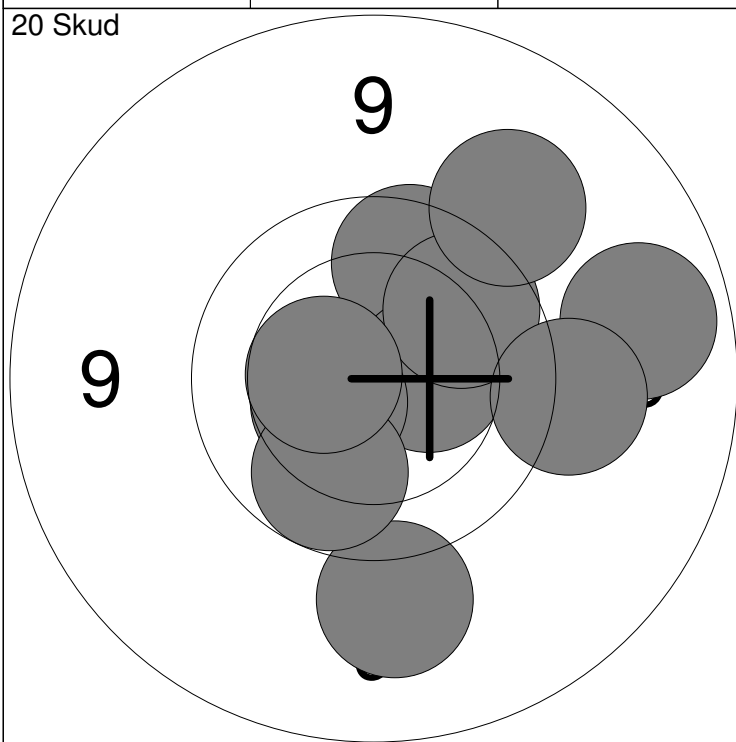
6: 9.4 ↗
7: 9.1 ↗
8: 9.8 →
9: 9.7 ↗
10: 10.3 ↘

Serie 90.0
Total 0.0

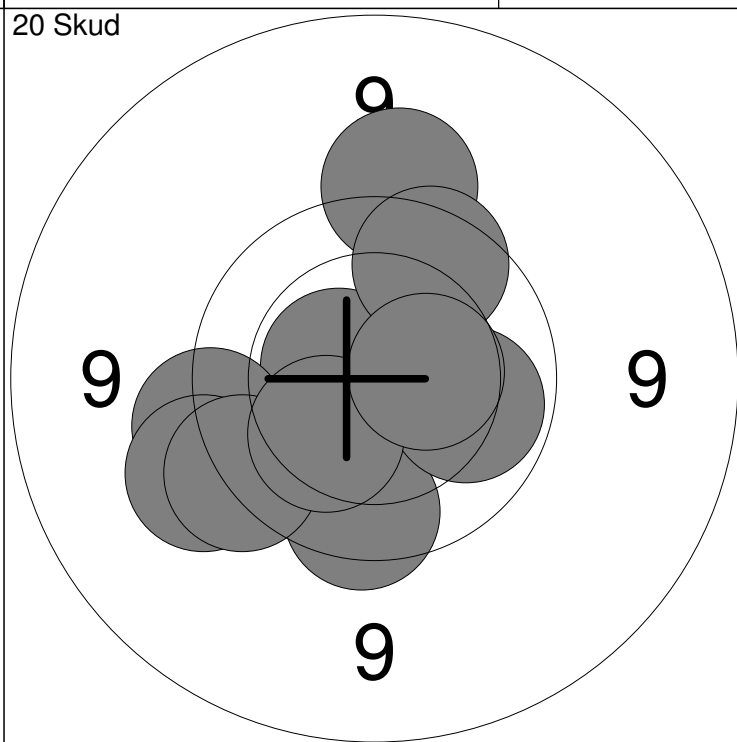
11: *10.7 →

Serie 10.0
Total 0.0

20 Skud



20 Skud



1: 9.3 ↓
2: 9.9 ↑
3: 10.4 →
4: 10.5 ←
5: 9.0 →

6: 10.0 ↓
7: 9.9 ↗
8: 10.5 ←
9: 9.4 →
10: 9.3 ↗

Serie 94.0
Total 94.0

11: 9.5 ↑
12: *10.6 ←
13: 9.8 ↓
14: 10.0 →
15: 9.6 ←

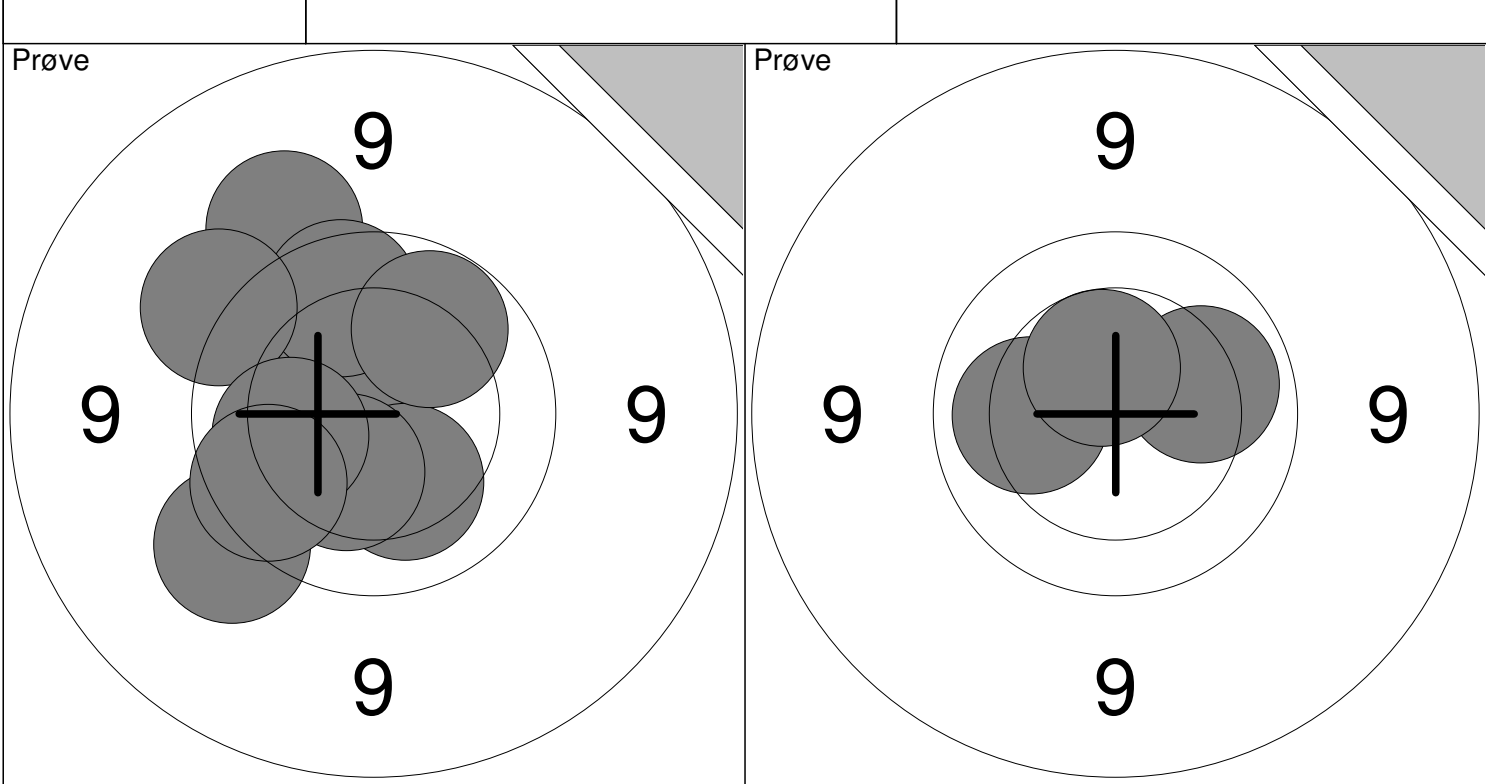
16: 9.4 ←
17: 9.8 ↑
18: 9.6 ←
19: 10.2 ↓
20: 10.5 →

Serie 94.0
Total 188.0

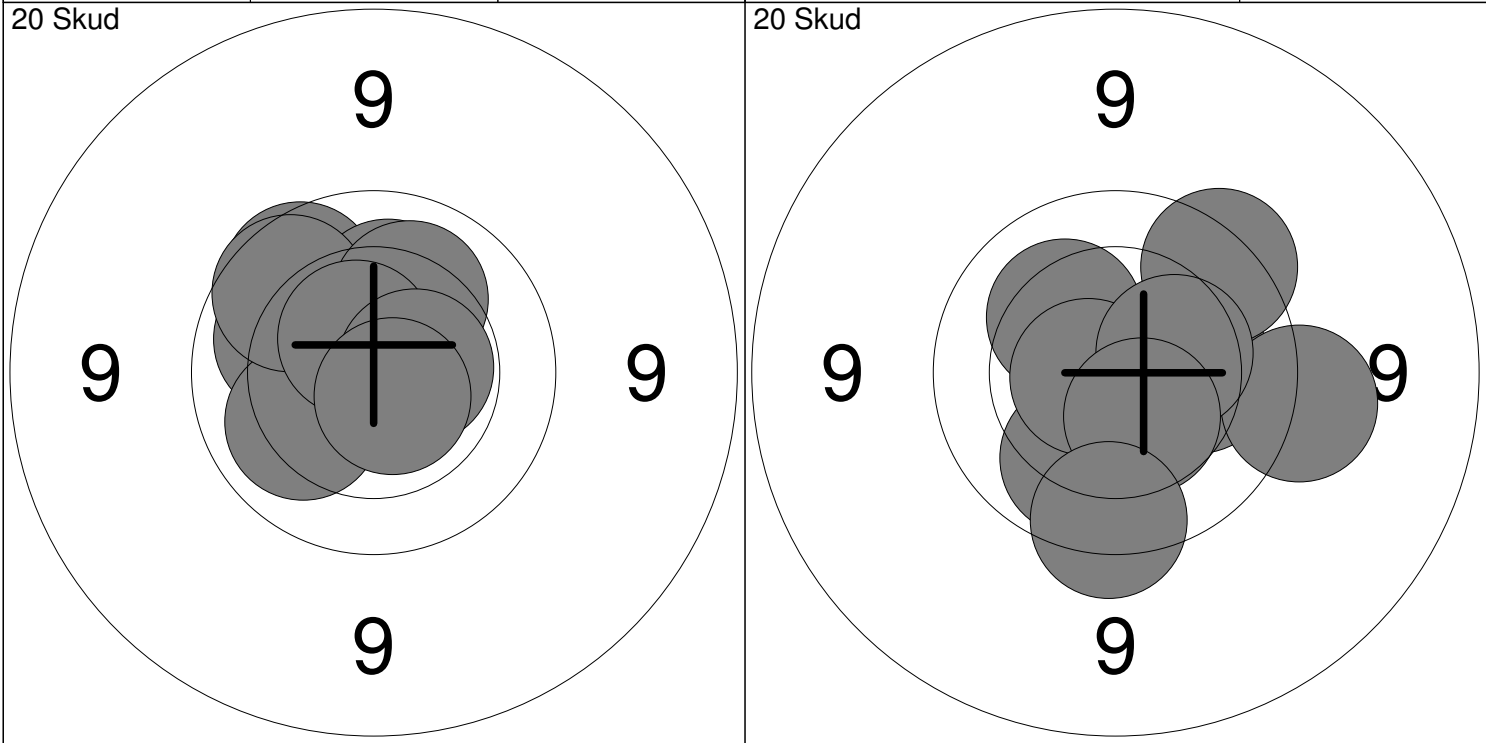
<p>Prøve</p>	<table style="width:100%; border-collapse: collapse;"> <tr><td style="text-align: right;">1:</td><td style="text-align: right;">10.2</td><td style="text-align: right;">↗</td></tr> <tr><td style="text-align: right;">2:</td><td style="text-align: right;">*10.5</td><td style="text-align: right;">↘</td></tr> <tr><td style="text-align: right;">3:</td><td style="text-align: right;">9.5</td><td style="text-align: right;">→</td></tr> <tr><td style="text-align: right;">4:</td><td style="text-align: right;">9.8</td><td style="text-align: right;">↘</td></tr> <tr><td style="text-align: right;">5:</td><td style="text-align: right;">*10.7</td><td style="text-align: right;">↗</td></tr> <tr><td style="text-align: right;">6:</td><td style="text-align: right;">9.8</td><td style="text-align: right;">↘</td></tr> <tr><td style="text-align: right;">7:</td><td style="text-align: right;">8.6</td><td style="text-align: right;">↗</td></tr> <tr><td style="text-align: right;">8:</td><td style="text-align: right;">10.0</td><td style="text-align: right;">↗</td></tr> <tr><td style="text-align: right;">9:</td><td style="text-align: right;">10.1</td><td style="text-align: right;">↗</td></tr> <tr><td colspan="2">Serie</td><td style="text-align: right;">85.0</td></tr> <tr><td colspan="2">Total</td><td style="text-align: right;">0.0</td></tr> </table>	1:	10.2	↗	2:	*10.5	↘	3:	9.5	→	4:	9.8	↘	5:	*10.7	↗	6:	9.8	↘	7:	8.6	↗	8:	10.0	↗	9:	10.1	↗	Serie		85.0	Total		0.0
1:	10.2	↗																																
2:	*10.5	↘																																
3:	9.5	→																																
4:	9.8	↘																																
5:	*10.7	↗																																
6:	9.8	↘																																
7:	8.6	↗																																
8:	10.0	↗																																
9:	10.1	↗																																
Serie		85.0																																
Total		0.0																																

<p>20 Skud</p>	<table style="width:100%; border-collapse: collapse;"> <tr><td style="text-align: right;">1:</td><td style="text-align: right;">9.8</td><td style="text-align: right;">←</td></tr> <tr><td style="text-align: right;">2:</td><td style="text-align: right;">*10.5</td><td style="text-align: right;">↘</td></tr> <tr><td style="text-align: right;">3:</td><td style="text-align: right;">10.2</td><td style="text-align: right;">↑</td></tr> <tr><td style="text-align: right;">4:</td><td style="text-align: right;">9.8</td><td style="text-align: right;">→</td></tr> <tr><td style="text-align: right;">5:</td><td style="text-align: right;">9.7</td><td style="text-align: right;">↘</td></tr> <tr><td style="text-align: right;">6:</td><td style="text-align: right;">10.4</td><td style="text-align: right;">↘</td></tr> <tr><td style="text-align: right;">7:</td><td style="text-align: right;">9.3</td><td style="text-align: right;">→</td></tr> <tr><td style="text-align: right;">8:</td><td style="text-align: right;">9.9</td><td style="text-align: right;">↖</td></tr> <tr><td style="text-align: right;">9:</td><td style="text-align: right;">10.0</td><td style="text-align: right;">↘</td></tr> <tr><td style="text-align: right;">10:</td><td style="text-align: right;">9.9</td><td style="text-align: right;">←</td></tr> <tr><td colspan="2">Serie</td><td style="text-align: right;">94.0</td></tr> <tr><td colspan="2">Total</td><td style="text-align: right;">94.0</td></tr> </table>	1:	9.8	←	2:	*10.5	↘	3:	10.2	↑	4:	9.8	→	5:	9.7	↘	6:	10.4	↘	7:	9.3	→	8:	9.9	↖	9:	10.0	↘	10:	9.9	←	Serie		94.0	Total		94.0
1:	9.8	←																																			
2:	*10.5	↘																																			
3:	10.2	↑																																			
4:	9.8	→																																			
5:	9.7	↘																																			
6:	10.4	↘																																			
7:	9.3	→																																			
8:	9.9	↖																																			
9:	10.0	↘																																			
10:	9.9	←																																			
Serie		94.0																																			
Total		94.0																																			

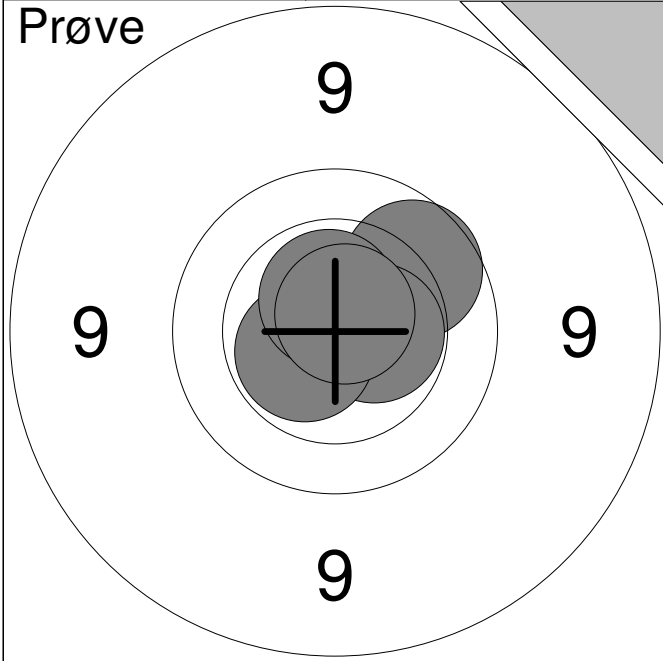
<p>20 Skud</p>	<table style="width:100%; border-collapse: collapse;"> <tr><td style="text-align: right;">11:</td><td style="text-align: right;">9.3</td><td style="text-align: right;">←</td></tr> <tr><td style="text-align: right;">12:</td><td style="text-align: right;">10.4</td><td style="text-align: right;">↗</td></tr> <tr><td style="text-align: right;">13:</td><td style="text-align: right;">*10.7</td><td style="text-align: right;">↑</td></tr> <tr><td style="text-align: right;">14:</td><td style="text-align: right;">9.6</td><td style="text-align: right;">↗</td></tr> <tr><td style="text-align: right;">15:</td><td style="text-align: right;">*10.5</td><td style="text-align: right;">→</td></tr> <tr><td style="text-align: right;">16:</td><td style="text-align: right;">10.3</td><td style="text-align: right;">↑</td></tr> <tr><td style="text-align: right;">17:</td><td style="text-align: right;">10.0</td><td style="text-align: right;">↗</td></tr> <tr><td style="text-align: right;">18:</td><td style="text-align: right;">9.5</td><td style="text-align: right;">←</td></tr> <tr><td style="text-align: right;">19:</td><td style="text-align: right;">9.3</td><td style="text-align: right;">→</td></tr> <tr><td style="text-align: right;">20:</td><td style="text-align: right;">10.2</td><td style="text-align: right;">↗</td></tr> <tr><td colspan="2">Serie</td><td style="text-align: right;">96.0</td></tr> <tr><td colspan="2">Total</td><td style="text-align: right;">190.0</td></tr> </table>	11:	9.3	←	12:	10.4	↗	13:	*10.7	↑	14:	9.6	↗	15:	*10.5	→	16:	10.3	↑	17:	10.0	↗	18:	9.5	←	19:	9.3	→	20:	10.2	↗	Serie		96.0	Total		190.0
11:	9.3	←																																			
12:	10.4	↗																																			
13:	*10.7	↑																																			
14:	9.6	↗																																			
15:	*10.5	→																																			
16:	10.3	↑																																			
17:	10.0	↗																																			
18:	9.5	←																																			
19:	9.3	→																																			
20:	10.2	↗																																			
Serie		96.0																																			
Total		190.0																																			

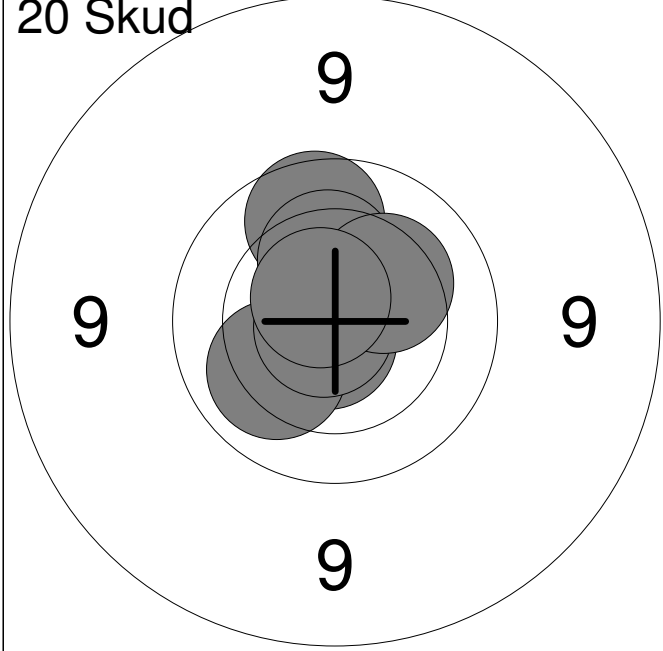


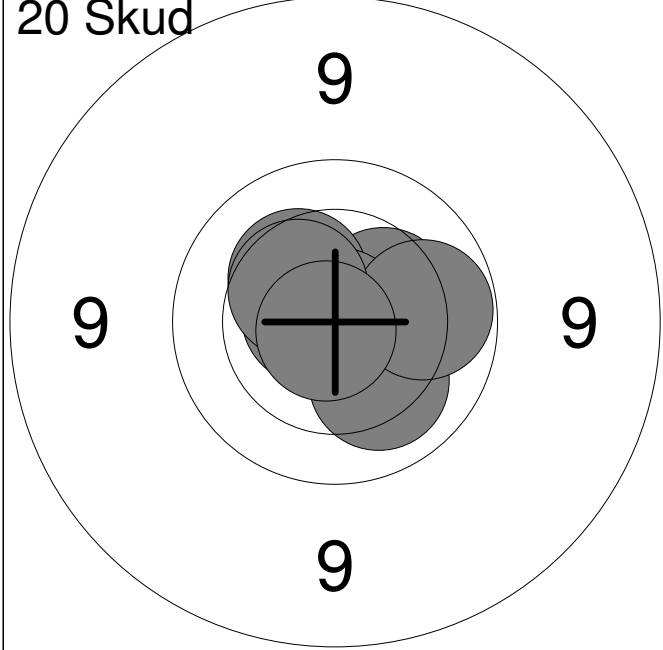
1: 10.3 ↗	6: 10.3 ↘	Serie	95.0	11: 10.1 ←	Serie	30.0
2: 9.4 ↗	7: 9.5 ↗			12: 10.1 →		
3: 10.2 ↘	8: 10.1 ←	Total	0.0	13: 10.5 ↗	Total	0.0
4: 9.9 ↗	9: 9.5 ↘			5: 10.0 ↗		

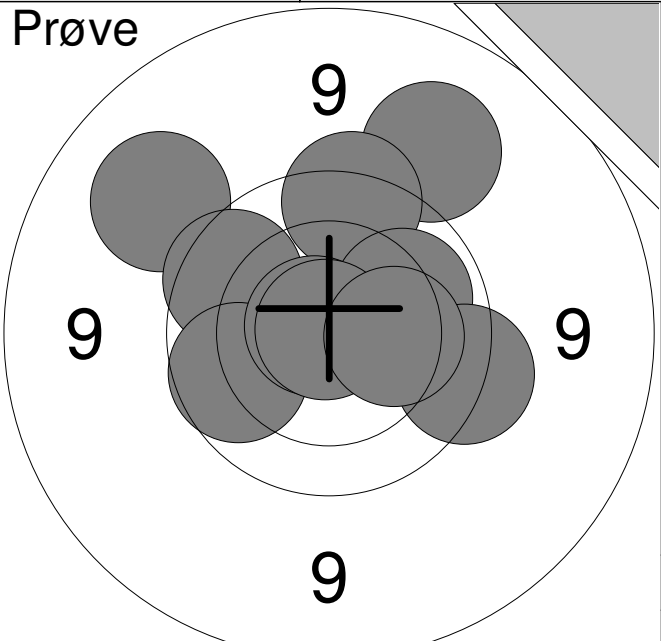


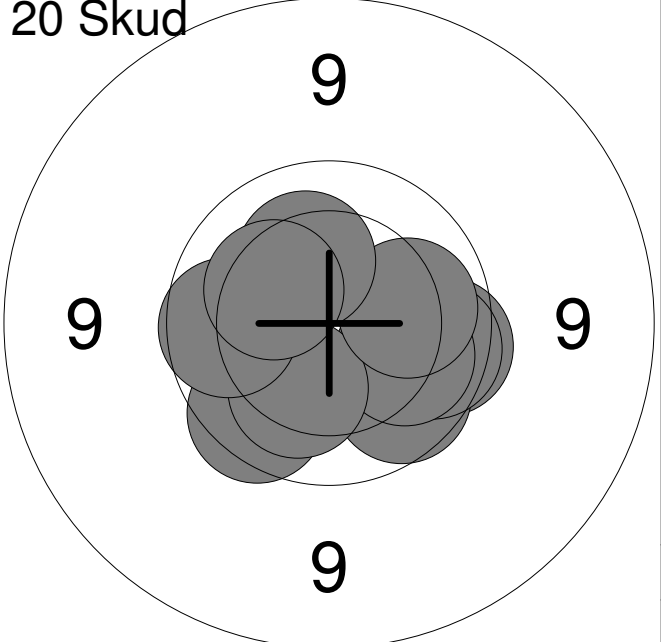
1: 9.9 ↗	6: 9.9 ↗	Serie	98.0	11: 10.0 ↘	16: *10.7 ←	Serie	97.0
2: 10.4 ←	7: 10.2 ↗			12: 10.2 →	17: 9.5 →		
3: 10.1 ←	8: *10.6 ↗	Total	98.0	13: *10.8 →	18: 10.3 →	Total	195.0
4: 10.1 ↘	9: *10.5 →			14: 9.7 ↗	19: 10.5 ↘		
5: 10.2 ↗	10: *10.7 ↘	15: 10.2 ↗	20: 9.7 ↘				

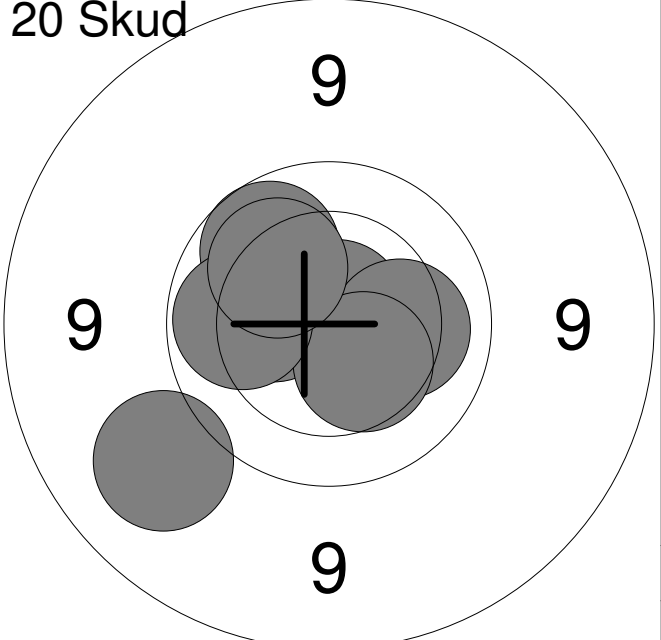
Prøve 	1:	9.9	↗
	2:	*10.5	→
	3:	*10.6	↖
	4:	*10.6	↑
	5:	*10.7	↗
Serie		49.0	
Total		0.0	

20 Skud 	1:	*10.8	←
	2:	*10.7	↑
	3:	10.5	↑
	4:	*10.7	↘
	5:	10.1	↖
	6:	*10.8	↖
	7:	9.9	↑
	8:	10.3	↑
	9:	10.3	↗
	10:	*10.7	↗
	Serie		99.0
Total		99.0	

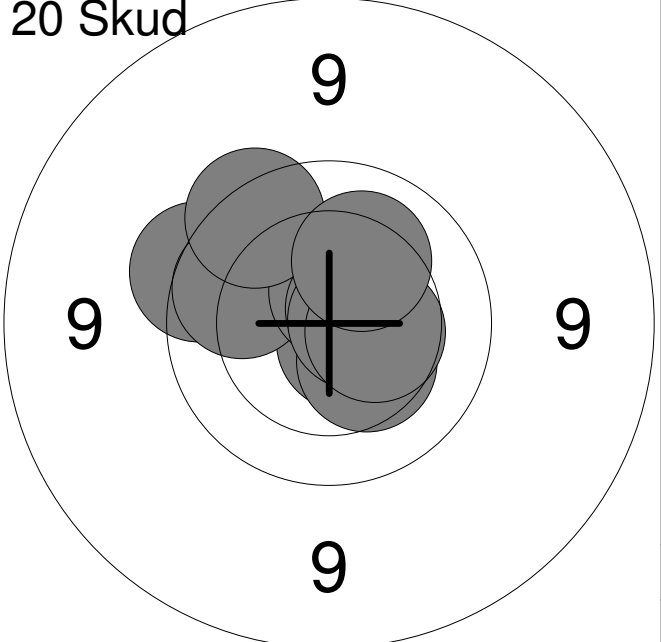
20 Skud 	11:	10.4	↗
	12:	*10.5	↗
	13:	*10.7	↗
	14:	10.3	↗
	15:	10.2	↘
	16:	*10.7	↖
	17:	*10.9	↖
	18:	10.0	→
	19:	10.4	↗
	20:	*10.8	↘
	Serie		100.0
Total		199.0	

<p>Prøve</p> 	<table style="width:100%; border-collapse: collapse;"> <tr><td>1:</td><td>9.2</td><td>↗</td></tr> <tr><td>2:</td><td>9.2</td><td>↗</td></tr> <tr><td>3:</td><td>9.7</td><td>↗</td></tr> <tr><td>4:</td><td>9.8</td><td>↗</td></tr> <tr><td>5:</td><td>9.9</td><td>↖</td></tr> <tr><td>6:</td><td>*10.8</td><td>↗</td></tr> <tr><td>7:</td><td>10.1</td><td>↗</td></tr> <tr><td>8:</td><td>*10.9</td><td>↗</td></tr> <tr><td>9:</td><td>9.6</td><td>↘</td></tr> <tr><td>10:</td><td>10.2</td><td>→</td></tr> <tr style="border-top: 1px solid black;"><td colspan="2">Serie</td><td>94.0</td></tr> <tr><td colspan="2">Total</td><td>0.0</td></tr> </table>	1:	9.2	↗	2:	9.2	↗	3:	9.7	↗	4:	9.8	↗	5:	9.9	↖	6:	*10.8	↗	7:	10.1	↗	8:	*10.9	↗	9:	9.6	↘	10:	10.2	→	Serie		94.0	Total		0.0
1:	9.2	↗																																			
2:	9.2	↗																																			
3:	9.7	↗																																			
4:	9.8	↗																																			
5:	9.9	↖																																			
6:	*10.8	↗																																			
7:	10.1	↗																																			
8:	*10.9	↗																																			
9:	9.6	↘																																			
10:	10.2	→																																			
Serie		94.0																																			
Total		0.0																																			

<p>20 Skud</p> 	<table style="width:100%; border-collapse: collapse;"> <tr><td>1:</td><td>9.8</td><td>→</td></tr> <tr><td>2:</td><td>9.9</td><td>↘</td></tr> <tr><td>3:</td><td>9.9</td><td>→</td></tr> <tr><td>4:</td><td>9.8</td><td>↖</td></tr> <tr><td>5:</td><td>10.1</td><td>↘</td></tr> <tr><td>6:</td><td>10.2</td><td>↖</td></tr> <tr><td>7:</td><td>9.9</td><td>←</td></tr> <tr><td>8:</td><td>10.1</td><td>→</td></tr> <tr><td>9:</td><td>10.2</td><td>↗</td></tr> <tr><td>10:</td><td>10.3</td><td>↗</td></tr> <tr style="border-top: 1px solid black;"><td colspan="2">Serie</td><td>95.0</td></tr> <tr><td colspan="2">Total</td><td>95.0</td></tr> </table>	1:	9.8	→	2:	9.9	↘	3:	9.9	→	4:	9.8	↖	5:	10.1	↘	6:	10.2	↖	7:	9.9	←	8:	10.1	→	9:	10.2	↗	10:	10.3	↗	Serie		95.0	Total		95.0
1:	9.8	→																																			
2:	9.9	↘																																			
3:	9.9	→																																			
4:	9.8	↖																																			
5:	10.1	↘																																			
6:	10.2	↖																																			
7:	9.9	←																																			
8:	10.1	→																																			
9:	10.2	↗																																			
10:	10.3	↗																																			
Serie		95.0																																			
Total		95.0																																			

<p>20 Skud</p> 	<table style="width:100%; border-collapse: collapse;"> <tr><td>11:</td><td>10.4</td><td>→</td></tr> <tr><td>12:</td><td>9.9</td><td>↗</td></tr> <tr><td>13:</td><td>10.1</td><td>←</td></tr> <tr><td>14:</td><td>*10.8</td><td>↗</td></tr> <tr><td>15:</td><td>10.2</td><td>→</td></tr> <tr><td>16:</td><td>10.3</td><td>←</td></tr> <tr><td>17:</td><td>10.4</td><td>↘</td></tr> <tr><td>18:</td><td>10.0</td><td>←</td></tr> <tr><td>19:</td><td>9.2</td><td>↖</td></tr> <tr><td>20:</td><td>10.1</td><td>↗</td></tr> <tr style="border-top: 1px solid black;"><td colspan="2">Serie</td><td>98.0</td></tr> <tr><td colspan="2">Total</td><td>193.0</td></tr> </table>	11:	10.4	→	12:	9.9	↗	13:	10.1	←	14:	*10.8	↗	15:	10.2	→	16:	10.3	←	17:	10.4	↘	18:	10.0	←	19:	9.2	↖	20:	10.1	↗	Serie		98.0	Total		193.0
11:	10.4	→																																			
12:	9.9	↗																																			
13:	10.1	←																																			
14:	*10.8	↗																																			
15:	10.2	→																																			
16:	10.3	←																																			
17:	10.4	↘																																			
18:	10.0	←																																			
19:	9.2	↖																																			
20:	10.1	↗																																			
Serie		98.0																																			
Total		193.0																																			

<p>Prøve</p> 	<table style="width:100%; border-collapse: collapse;"> <tr><td>1:</td><td>9.9</td><td>↘</td></tr> <tr><td>2:</td><td>10.4</td><td>↓</td></tr> <tr><td>3:</td><td>10.4</td><td>↘</td></tr> <tr><td>4:</td><td>10.1</td><td>↘</td></tr> <tr><td>5:</td><td>10.5</td><td>→</td></tr> <tr><td>6:</td><td>*10.8</td><td>↘</td></tr> <tr><td>7:</td><td>9.5</td><td>↗</td></tr> <tr><td>8:</td><td>*10.6</td><td>↗</td></tr> <tr><td>9:</td><td>9.8</td><td>↗</td></tr> <tr><td>10:</td><td>10.4</td><td>→</td></tr> <tr style="border-top: 1px solid black;"><td colspan="2">Serie</td><td>97.0</td></tr> <tr><td colspan="2">Total</td><td>0.0</td></tr> </table>	1:	9.9	↘	2:	10.4	↓	3:	10.4	↘	4:	10.1	↘	5:	10.5	→	6:	*10.8	↘	7:	9.5	↗	8:	*10.6	↗	9:	9.8	↗	10:	10.4	→	Serie		97.0	Total		0.0
1:	9.9	↘																																			
2:	10.4	↓																																			
3:	10.4	↘																																			
4:	10.1	↘																																			
5:	10.5	→																																			
6:	*10.8	↘																																			
7:	9.5	↗																																			
8:	*10.6	↗																																			
9:	9.8	↗																																			
10:	10.4	→																																			
Serie		97.0																																			
Total		0.0																																			

<p>20 Skud</p> 	<table style="width:100%; border-collapse: collapse;"> <tr><td>1:</td><td>*10.7</td><td>↘</td></tr> <tr><td>2:</td><td>9.7</td><td>↗</td></tr> <tr><td>3:</td><td>9.9</td><td>↗</td></tr> <tr><td>4:</td><td>*10.6</td><td>↗</td></tr> <tr><td>5:</td><td>*10.6</td><td>→</td></tr> <tr><td>6:</td><td>10.4</td><td>↘</td></tr> <tr><td>7:</td><td>9.7</td><td>↗</td></tr> <tr><td>8:</td><td>*10.6</td><td>→</td></tr> <tr><td>9:</td><td>10.4</td><td>→</td></tr> <tr><td>10:</td><td>10.2</td><td>↗</td></tr> <tr style="border-top: 1px solid black;"><td colspan="2">Serie</td><td>97.0</td></tr> <tr><td colspan="2">Total</td><td>97.0</td></tr> </table>	1:	*10.7	↘	2:	9.7	↗	3:	9.9	↗	4:	*10.6	↗	5:	*10.6	→	6:	10.4	↘	7:	9.7	↗	8:	*10.6	→	9:	10.4	→	10:	10.2	↗	Serie		97.0	Total		97.0
1:	*10.7	↘																																			
2:	9.7	↗																																			
3:	9.9	↗																																			
4:	*10.6	↗																																			
5:	*10.6	→																																			
6:	10.4	↘																																			
7:	9.7	↗																																			
8:	*10.6	→																																			
9:	10.4	→																																			
10:	10.2	↗																																			
Serie		97.0																																			
Total		97.0																																			

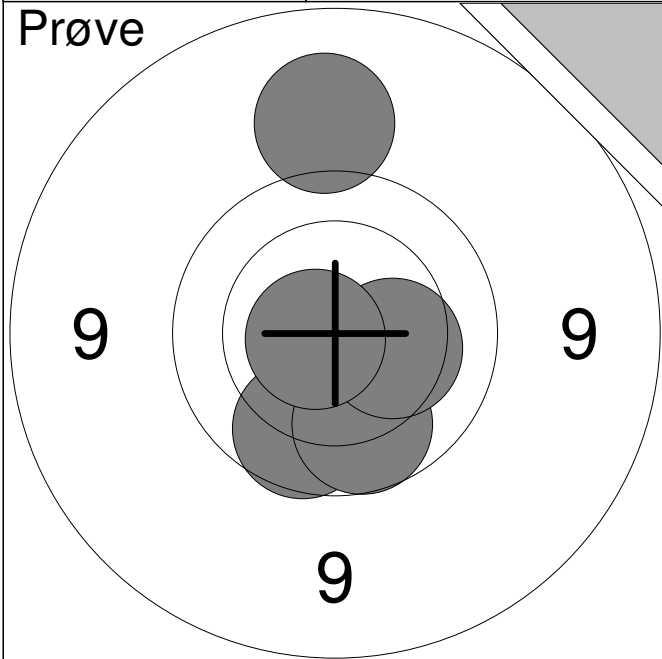
<p>20 Skud</p> 	<table style="width:100%; border-collapse: collapse;"> <tr><td>11:</td><td>*10.7</td><td>←</td></tr> <tr><td>12:</td><td>9.6</td><td>↗</td></tr> <tr><td>13:</td><td>10.2</td><td>↗</td></tr> <tr><td>14:</td><td>*10.8</td><td>↗</td></tr> <tr><td>15:</td><td>10.4</td><td>↗</td></tr> <tr><td>16:</td><td>10.1</td><td>↗</td></tr> <tr><td>17:</td><td>10.1</td><td>↗</td></tr> <tr><td>18:</td><td>*10.5</td><td>↘</td></tr> <tr><td>19:</td><td>10.4</td><td>↗</td></tr> <tr><td>20:</td><td>9.8</td><td>↗</td></tr> <tr style="border-top: 1px solid black;"><td colspan="2">Serie</td><td>98.0</td></tr> <tr><td colspan="2">Total</td><td>195.0</td></tr> </table>	11:	*10.7	←	12:	9.6	↗	13:	10.2	↗	14:	*10.8	↗	15:	10.4	↗	16:	10.1	↗	17:	10.1	↗	18:	*10.5	↘	19:	10.4	↗	20:	9.8	↗	Serie		98.0	Total		195.0
11:	*10.7	←																																			
12:	9.6	↗																																			
13:	10.2	↗																																			
14:	*10.8	↗																																			
15:	10.4	↗																																			
16:	10.1	↗																																			
17:	10.1	↗																																			
18:	*10.5	↘																																			
19:	10.4	↗																																			
20:	9.8	↗																																			
Serie		98.0																																			
Total		195.0																																			

Hold
13Skive
3**Poul Ligaard Sørensen**

Brønderslev Skytteforening

MV3

Prøve

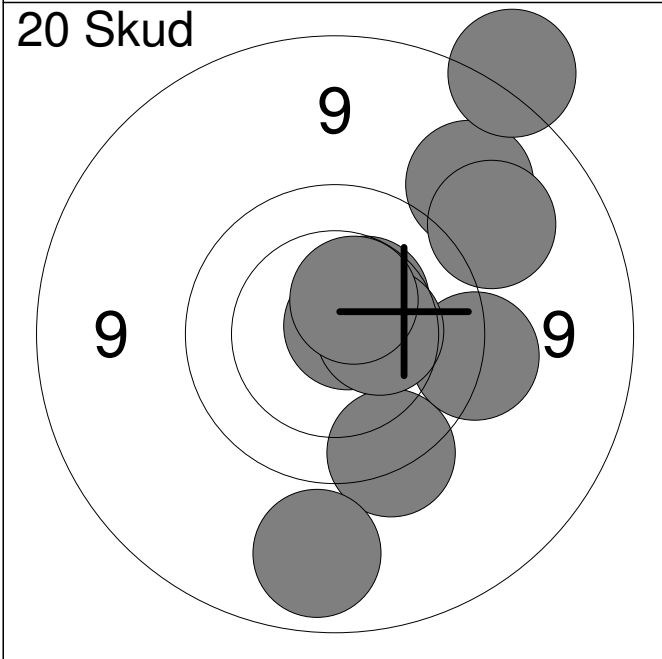


1:	9.9	↙
2:	9.9	↘
3:	10.3	→
4:	9.2	↑
5:	*10.7	←

Serie 47.0

Total 0.0

20 Skud

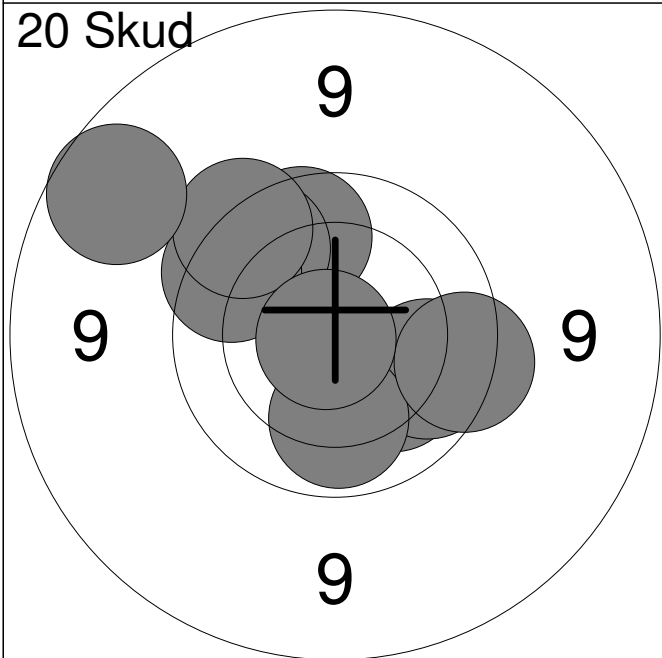


1:	9.2	↗
2:	10.4	↗
3:	8.6	↗
4:	*10.8	↗
5:	9.6	↘
6:	9.0	↘
7:	9.2	↗
8:	9.6	→
9:	10.4	→
10:	10.5	↗

Serie 93.0

Total 93.0

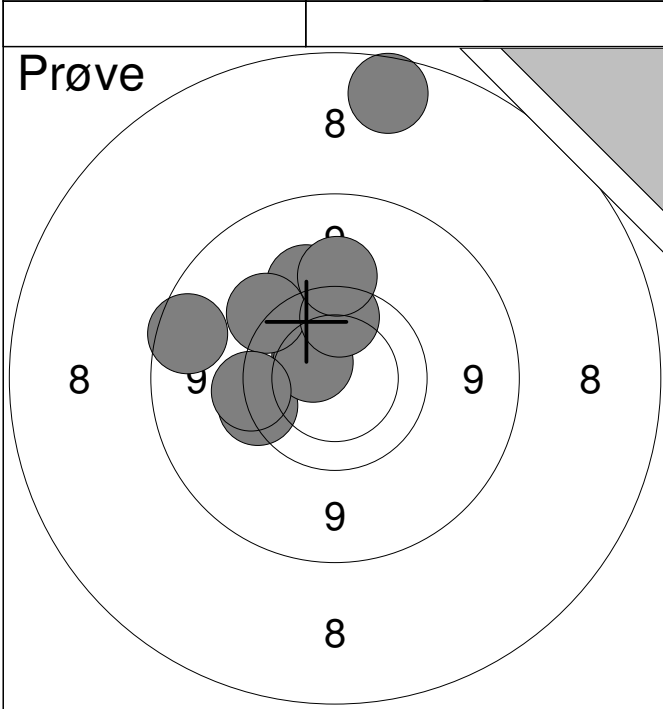
20 Skud



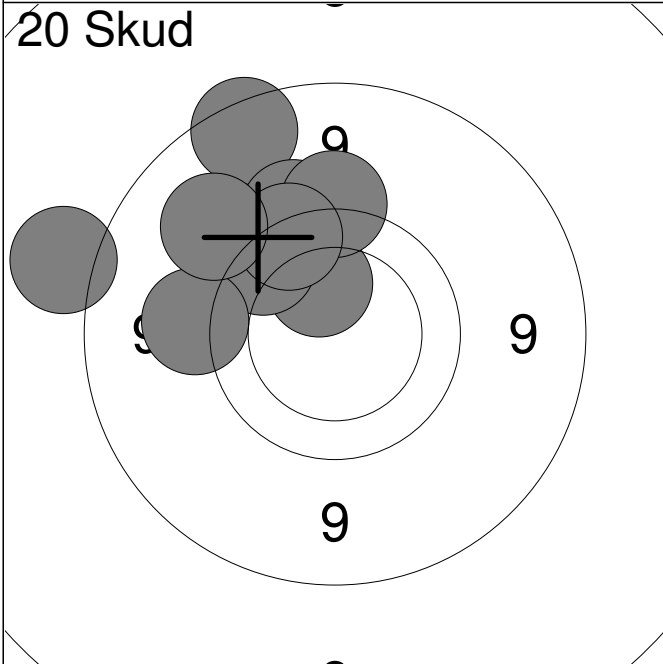
11:	10.1	↘
12:	9.9	→
13:	9.9	↗
14:	9.8	↗
15:	9.8	↗
16:	9.7	↗
17:	10.0	↘
18:	9.7	→
19:	*10.8	←
20:	8.9	↗

Serie 92.0

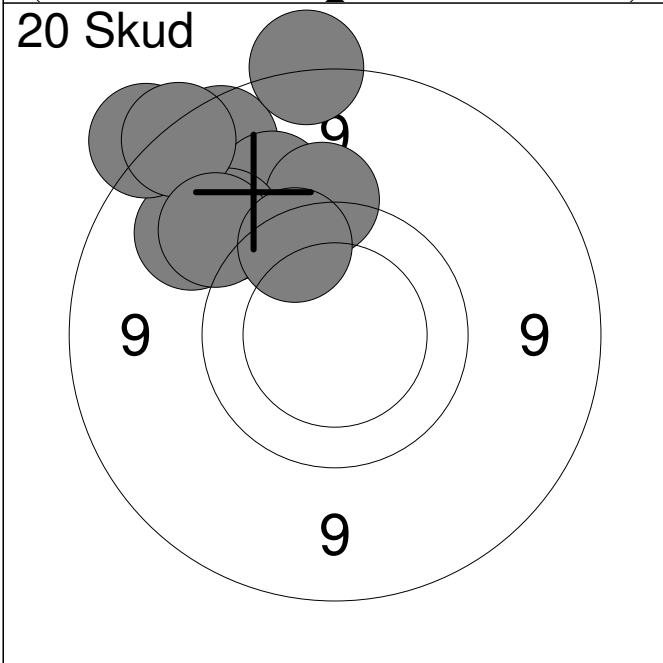
Total 185.0



1:	7.9	↑
2:	10.3	↗
3:	9.5	↑
4:	9.6	↖
5:	10.4	↗
6:	9.5	↗
7:	9.9	↑
8:	9.4	↑
9:	8.9	↖
10:	9.6	↖
Serie		89.0
Total		0.0



1:	9.4	↗
2:	10.2	↑
3:	8.8	↗
4:	9.5	↗
5:	9.5	↑
6:	8.5	↖
7:	9.7	↗
8:	9.4	↖
9:	9.7	↗
10:	9.2	↗
Serie		89.0
Total		89.0



11:	8.9	↗
12:	9.2	↗
13:	9.3	↗
14:	8.7	↑
15:	9.5	↑
16:	8.6	↗
17:	9.4	↗
18:	8.7	↗
19:	9.3	↗
20:	9.8	↗
Serie		86.0
Total		175.0

Hold
13

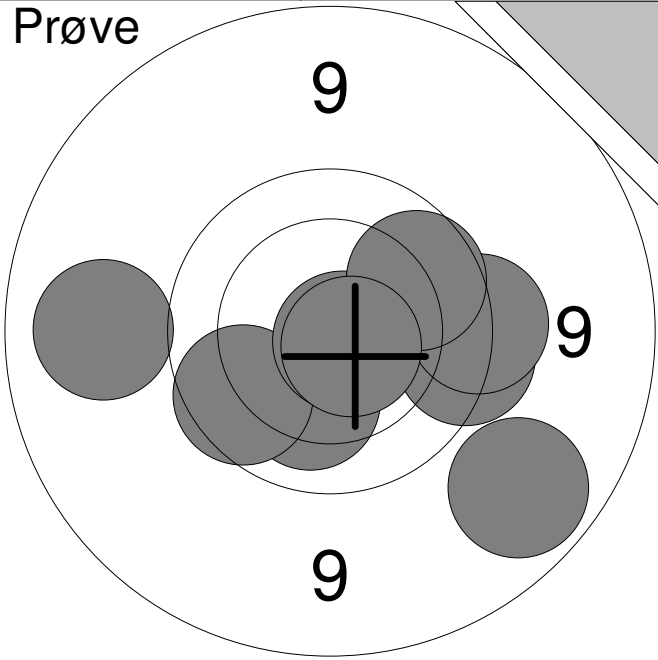
Skive
5

Ruby Larsen

Vilsted Skf.

V2

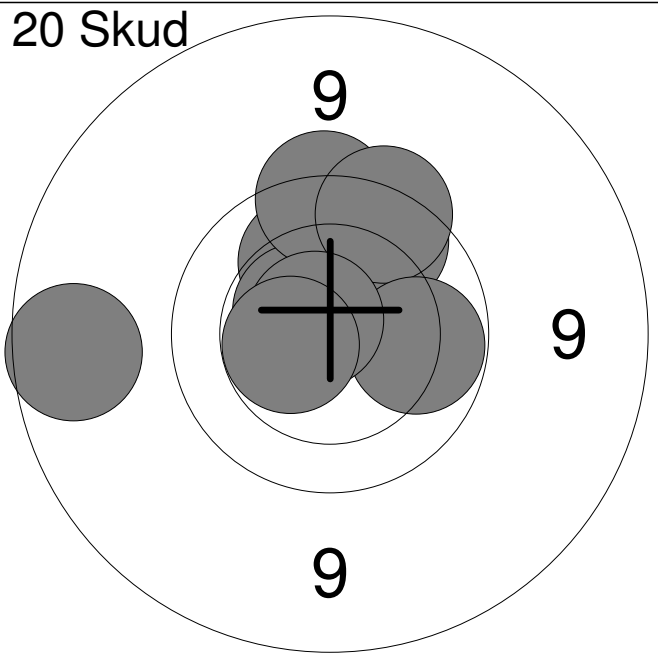
Prøve



1:	9.0	↘
2:	10.2	↘
3:	9.7	→
4:	9.9	↙
5:	9.6	→
6:	*10.8	↘
7:	9.9	↗
8:	9.1	←
9:	*10.7	↘

Serie	84.0
Total	0.0

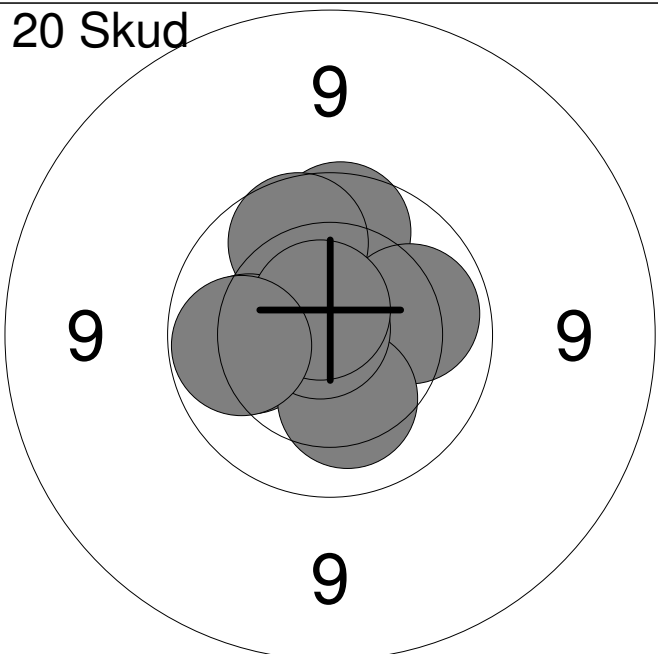
20 Skud



1:	*10.5	↑
2:	10.1	↑
3:	8.9	←
4:	*10.6	↗
5:	9.9	↗
6:	9.7	↑
7:	9.7	↗
8:	10.0	→
9:	*10.7	↗
10:	*10.5	←

Serie	95.0
Total	95.0

20 Skud



11:	10.0	↑
12:	*10.7	↑
13:	9.9	↑
14:	9.9	↑
15:	10.1	→
16:	10.1	←
17:	10.2	↘
18:	*10.8	↗
19:	*10.7	↗
20:	10.0	←

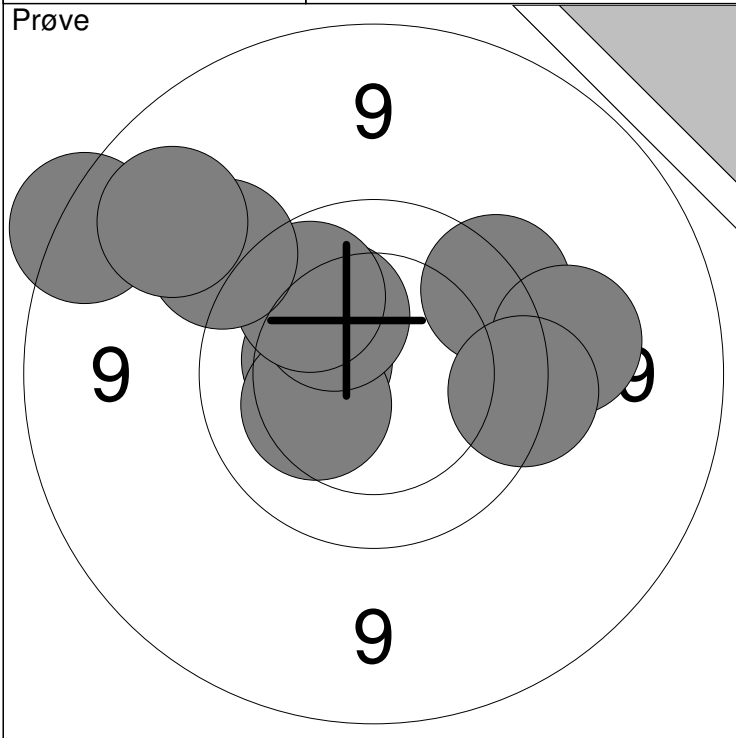
Serie	98.0
Total	193.0

Hold
13Skive
6**Jørgen Bagger**

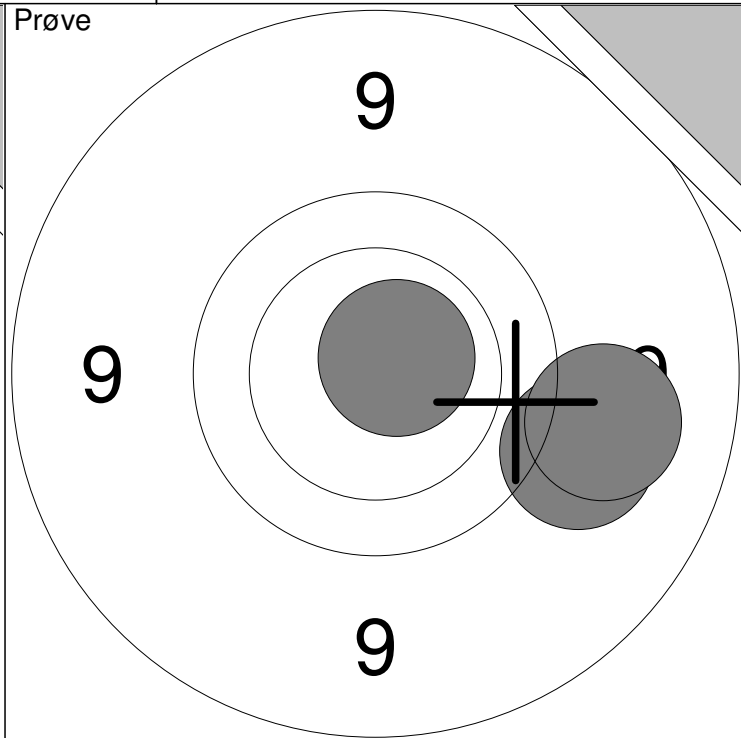
Vilsted Skf.

MV3

Prøve



Prøve



1: 10.4 ←
2: 8.8 ↖
3: 9.7 ↗
4: 10.3 ←
5: 10.2 ↖

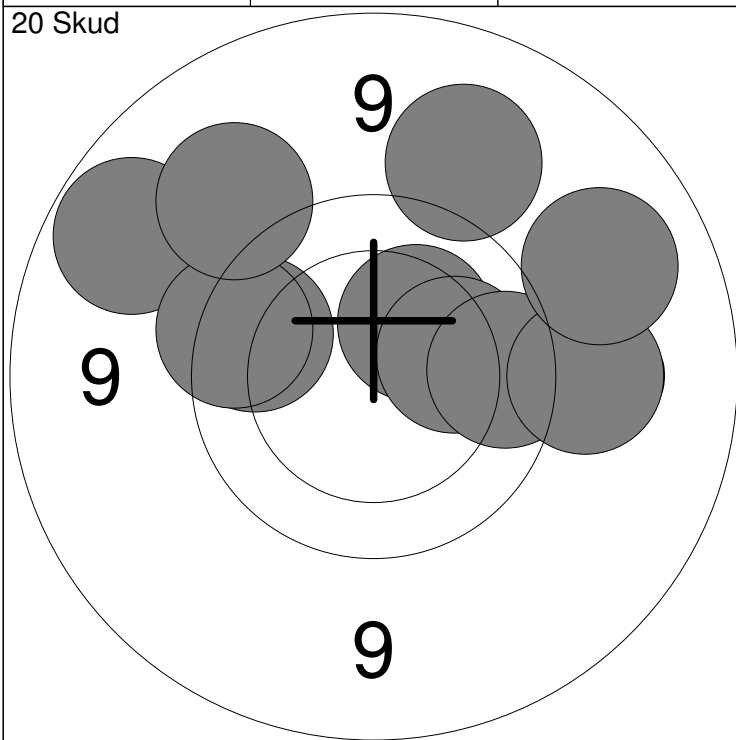
6: 9.9 ↗
7: 9.4 ↗
8: 9.4 →
9: 9.1 ↗
10: 9.7 →

Serie 92.0
Total 0.0

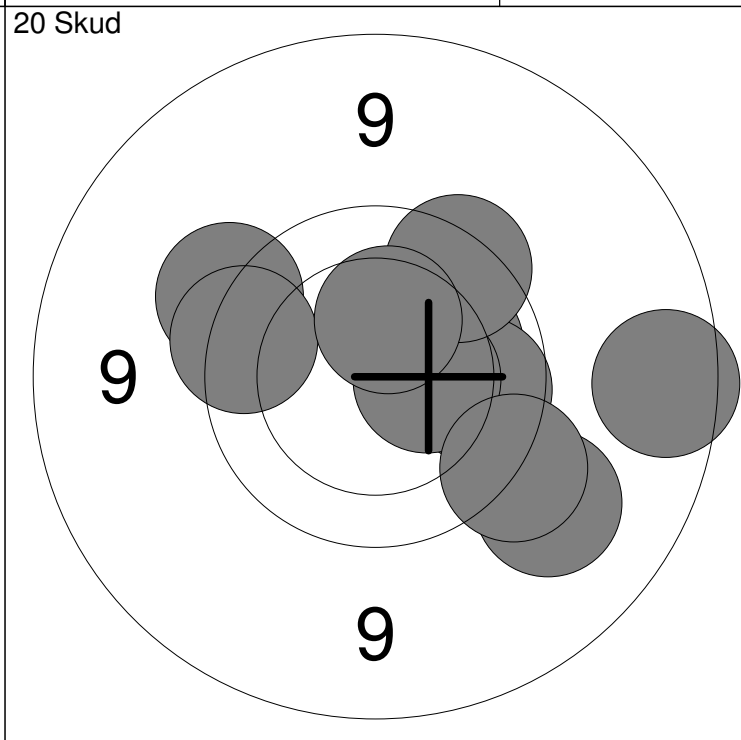
11: 9.3 →
12: 9.2 →
13: *10.7 ↗

Serie 28.0
Total 0.0

20 Skud



20 Skud



1: 10.3 ↗
2: 9.8 ←
3: 10.1 →
4: 9.0 ←
5: 9.2 ↗

6: 9.8 →
7: 9.4 →
8: 9.7 ←
9: 9.1 ↗
10: 9.3 ↖

Serie 92.0
Total 92.0

11: 9.3 ↘
12: 8.9 →
13: 10.1 ↗
14: 9.9 →
15: 10.4 →

16: 9.6 ↘
17: 9.5 ↖
18: 9.7 ←
19: 9.7 ↗
20: 10.4 ↗

Serie 92.0
Total 184.0

Prøve 	1:	9.8	↗
	2:	9.8	→
	3:	10.5	↑
	4:	9.8	→
	5:	10.4	↖
	6:	9.8	↖
	7:	*10.5	↘
	8:	10.4	↖
	9:	10.1	↓
	10:	10.1	↘
	Serie		96.0
Total		0.0	

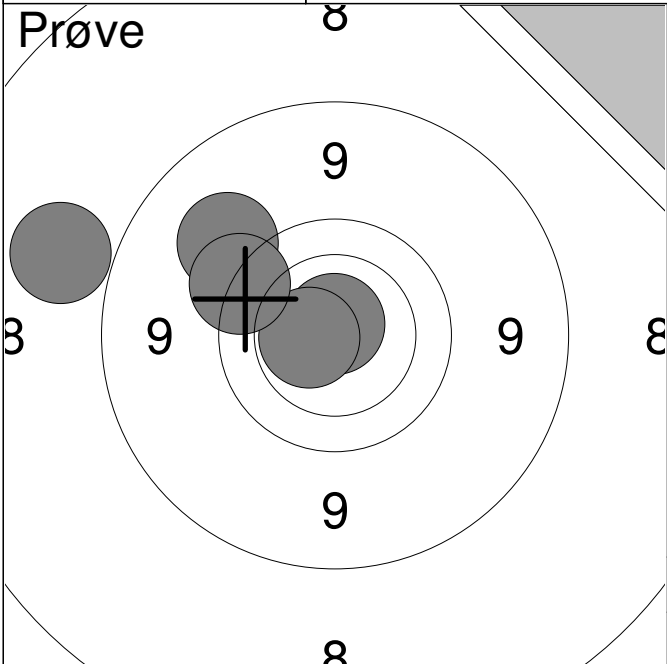
20 Skud 	1:	9.9	↘
	2:	10.1	↓
	3:	10.4	←
	4:	*10.6	↗
	5:	*10.8	↓
	6:	*10.6	↘
	7:	9.9	↖
	8:	10.4	↗
	9:	10.0	↑
	10:	*10.6	↖
	Serie		98.0
Total		98.0	

20 Skud 	11:	10.0	→
	12:	*10.7	→
	13:	10.4	↑
	14:	10.3	↗
	15:	10.4	↗
	16:	*10.8	↗
	17:	10.1	↑
	18:	*10.6	↗
	19:	9.9	↖
	20:	*10.8	↗
	Serie		99.0
Total		197.0	

Hold
13Skive
8**Flemming Rosengren Ochsendorf**

Mou & Omegns Skf.

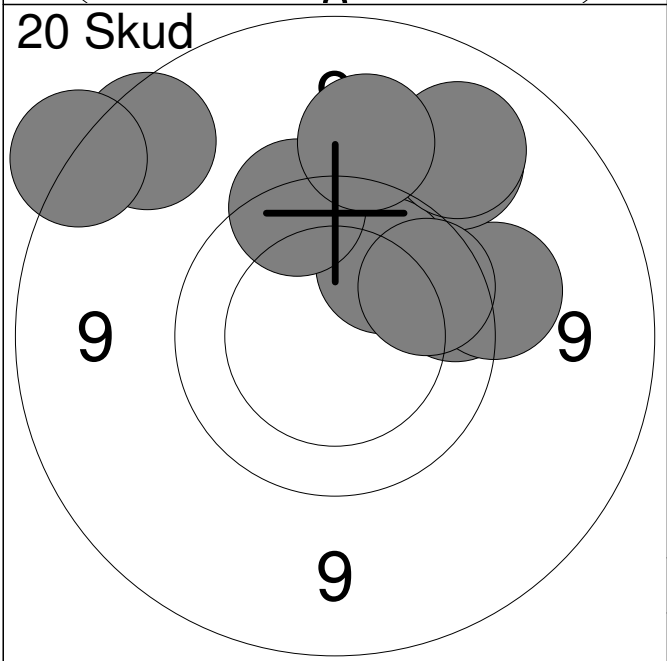
MÅ3



1:	9.3	↗
2:	*10.8	↑
3:	*10.6	←
4:	9.6	↗
5:	8.4	←

Serie 46.0

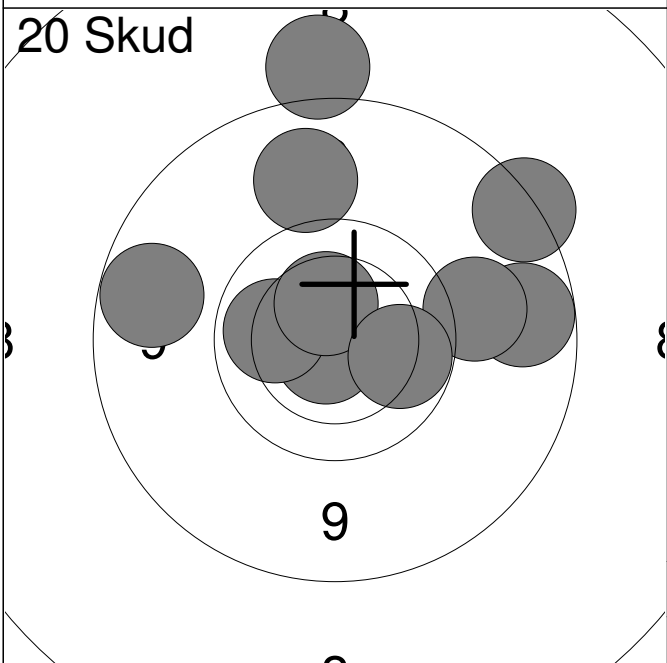
Total 0.0



1:	9.7	→
2:	8.9	↗
3:	9.5	→
4:	8.7	↗
5:	9.2	↗
6:	10.0	↗
7:	9.1	↗
8:	9.9	↗
9:	9.7	↑
10:	9.3	↑

Serie 89.0

Total 89.0



11:	8.7	↗
12:	9.0	→
13:	9.2	↑
14:	*10.7	↙
15:	9.3	→
16:	10.1	←
17:	8.5	↑
18:	9.0	←
19:	10.4	↑
20:	10.0	→

Serie 92.0

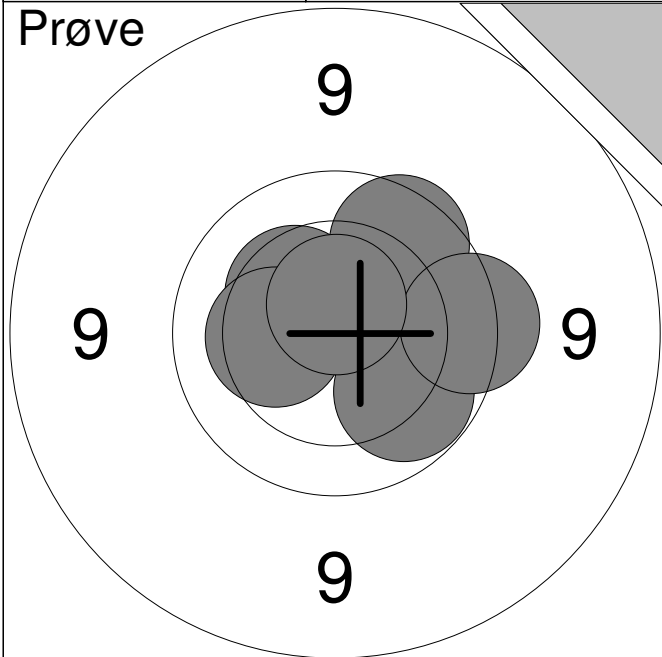
Total 181.0

Hold
13Skive
9**Jeppe V. Kristensen**

Aalborg Skyttekreds

M1

Prøve

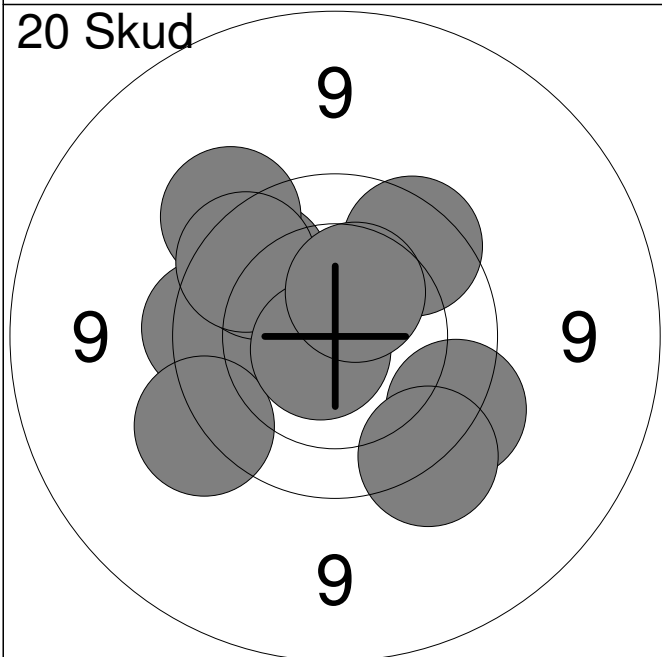


1:	10.4	↗
2:	10.3	←
3:	10.0	↘
4:	9.8	↗
5:	9.7	→
6:	*10.6	↑

Serie 58.0

Total 0.0

20 Skud

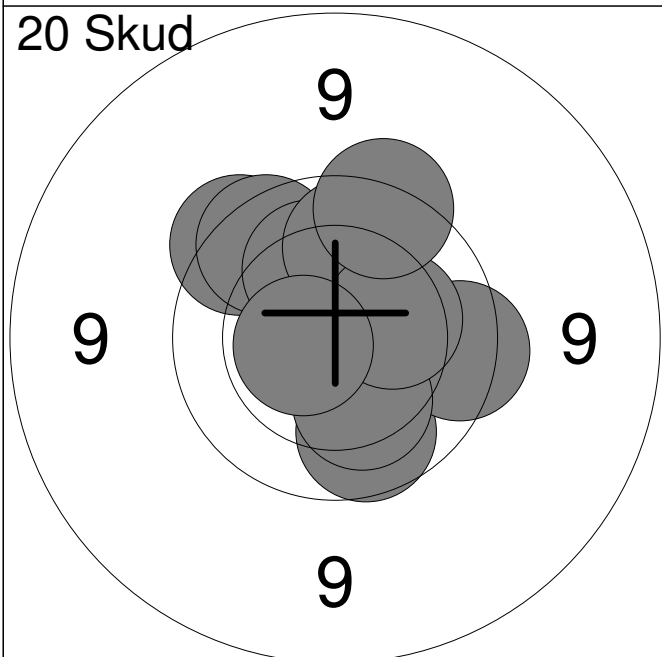


1:	9.6	↘
2:	9.8	↗
3:	9.8	←
4:	9.5	↙
5:	9.9	↗
6:	9.5	↗
7:	9.8	↗
8:	9.6	↘
9:	*10.7	↙
10:	10.4	↗

Serie 92.0

Total 92.0

20 Skud



11:	9.7	↗
12:	9.9	↘
13:	9.8	↗
14:	10.2	↗
15:	10.0	↑
16:	9.7	→
17:	10.2	↘
18:	10.3	→
19:	*10.6	←
20:	9.7	↗

Serie 95.0

Total 187.0

<p>Prøve</p>	<table style="width:100%; border-collapse: collapse;"> <tr><td>1:</td><td>*10.8</td><td>↗</td></tr> <tr><td>2:</td><td>10.1</td><td>↗</td></tr> <tr><td>3:</td><td>*10.6</td><td>←</td></tr> <tr><td>4:</td><td>9.8</td><td>↗</td></tr> <tr><td>5:</td><td>10.2</td><td>→</td></tr> <tr><td>6:</td><td>10.5</td><td>↖</td></tr> <tr><td>7:</td><td>10.1</td><td>↗</td></tr> <tr><td>8:</td><td>*10.5</td><td>↗</td></tr> </table>	1:	*10.8	↗	2:	10.1	↗	3:	*10.6	←	4:	9.8	↗	5:	10.2	→	6:	10.5	↖	7:	10.1	↗	8:	*10.5	↗
1:	*10.8	↗																							
2:	10.1	↗																							
3:	*10.6	←																							
4:	9.8	↗																							
5:	10.2	→																							
6:	10.5	↖																							
7:	10.1	↗																							
8:	*10.5	↗																							
<table style="width:100%; border-collapse: collapse;"> <tr> <td style="width:90%;">Serie</td> <td style="text-align: right;">79.0</td> </tr> <tr> <td>Total</td> <td style="text-align: right;">0.0</td> </tr> </table>		Serie	79.0	Total	0.0																				
Serie	79.0																								
Total	0.0																								

<p>20 Skud</p>	<table style="width:100%; border-collapse: collapse;"> <tr><td>1:</td><td>10.4</td><td>←</td></tr> <tr><td>2:</td><td>10.2</td><td>↗</td></tr> <tr><td>3:</td><td>10.2</td><td>↗</td></tr> <tr><td>4:</td><td>*10.8</td><td>↗</td></tr> <tr><td>5:</td><td>10.4</td><td>↗</td></tr> <tr><td>6:</td><td>10.2</td><td>↗</td></tr> <tr><td>7:</td><td>10.3</td><td>↓</td></tr> <tr><td>8:</td><td>*10.5</td><td>↑</td></tr> <tr><td>9:</td><td>10.5</td><td>↑</td></tr> <tr><td>10:</td><td>*10.6</td><td>→</td></tr> </table>	1:	10.4	←	2:	10.2	↗	3:	10.2	↗	4:	*10.8	↗	5:	10.4	↗	6:	10.2	↗	7:	10.3	↓	8:	*10.5	↑	9:	10.5	↑	10:	*10.6	→
1:	10.4	←																													
2:	10.2	↗																													
3:	10.2	↗																													
4:	*10.8	↗																													
5:	10.4	↗																													
6:	10.2	↗																													
7:	10.3	↓																													
8:	*10.5	↑																													
9:	10.5	↑																													
10:	*10.6	→																													
<table style="width:100%; border-collapse: collapse;"> <tr> <td style="width:90%;">Serie</td> <td style="text-align: right;">100.0</td> </tr> <tr> <td>Total</td> <td style="text-align: right;">100.0</td> </tr> </table>		Serie	100.0	Total	100.0																										
Serie	100.0																														
Total	100.0																														

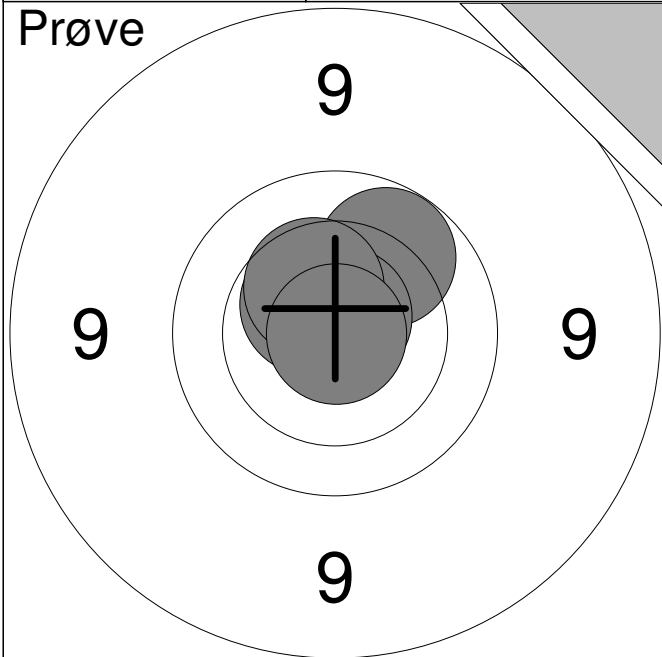
<p>20 Skud</p>	<table style="width:100%; border-collapse: collapse;"> <tr><td>11:</td><td>*10.6</td><td>↖</td></tr> <tr><td>12:</td><td>*10.6</td><td>↑</td></tr> <tr><td>13:</td><td>10.2</td><td>↓</td></tr> <tr><td>14:</td><td>10.4</td><td>↖</td></tr> <tr><td>15:</td><td>*10.6</td><td>↑</td></tr> <tr><td>16:</td><td>*10.5</td><td>←</td></tr> <tr><td>17:</td><td>*10.9</td><td>↖</td></tr> <tr><td>18:</td><td>*10.6</td><td>↖</td></tr> <tr><td>19:</td><td>*10.6</td><td>↖</td></tr> <tr><td>20:</td><td>*10.6</td><td>↖</td></tr> </table>	11:	*10.6	↖	12:	*10.6	↑	13:	10.2	↓	14:	10.4	↖	15:	*10.6	↑	16:	*10.5	←	17:	*10.9	↖	18:	*10.6	↖	19:	*10.6	↖	20:	*10.6	↖
11:	*10.6	↖																													
12:	*10.6	↑																													
13:	10.2	↓																													
14:	10.4	↖																													
15:	*10.6	↑																													
16:	*10.5	←																													
17:	*10.9	↖																													
18:	*10.6	↖																													
19:	*10.6	↖																													
20:	*10.6	↖																													
<table style="width:100%; border-collapse: collapse;"> <tr> <td style="width:90%;">Serie</td> <td style="text-align: right;">100.0</td> </tr> <tr> <td>Total</td> <td style="text-align: right;">200.0</td> </tr> </table>		Serie	100.0	Total	200.0																										
Serie	100.0																														
Total	200.0																														

Hold
13Skive
11**Mariann H. Weinreich**

Ulsted Skf.

MÅ1

Prøve

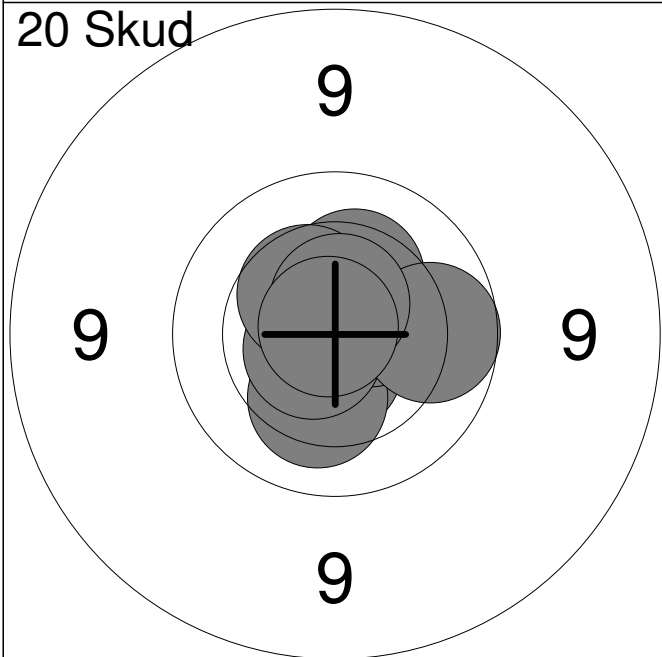


1:	10.0	↗
2:	*10.8	↗
3:	*10.5	↗
4:	10.4	↗
5:	*10.9	↘

Serie 50.0

Total 0.0

20 Skud

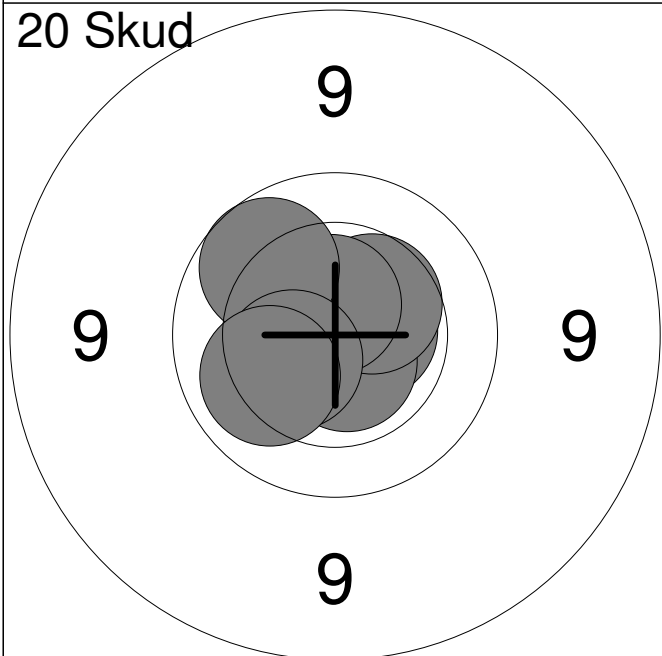


1:	*10.6	↓
2:	10.2	↓
3:	*10.5	↗
4:	*10.7	↖
5:	10.3	↗
6:	*10.6	↑
7:	10.4	↗
8:	9.9	→
9:	*10.6	↑
10:	*10.8	↗

Serie 99.0

Total 99.0

20 Skud



11:	*10.8	↖
12:	*10.8	↑
13:	*10.6	→
14:	*10.7	↓
15:	*10.6	↓
16:	10.4	↗
17:	*10.6	↑
18:	9.9	↗
19:	10.4	↖
20:	10.1	↖

Serie 99.0

Total 198.0

<p>Prøve</p>	<table style="width:100%; border-collapse: collapse;"> <tr><td>1:</td><td>10.0</td><td>↙</td></tr> <tr><td>2:</td><td>8.9</td><td>→</td></tr> <tr><td>3:</td><td>9.8</td><td>↙</td></tr> <tr><td>4:</td><td>9.2</td><td>↗</td></tr> <tr><td>5:</td><td>9.2</td><td>→</td></tr> <tr><td>6:</td><td>10.2</td><td>↙</td></tr> <tr><td>7:</td><td>9.7</td><td>↙</td></tr> </table>	1:	10.0	↙	2:	8.9	→	3:	9.8	↙	4:	9.2	↗	5:	9.2	→	6:	10.2	↙	7:	9.7	↙
1:	10.0	↙																				
2:	8.9	→																				
3:	9.8	↙																				
4:	9.2	↗																				
5:	9.2	→																				
6:	10.2	↙																				
7:	9.7	↙																				
<table style="width:100%; border-collapse: collapse;"> <tr> <td style="width:45%;">Serie</td> <td style="width:55%; text-align: right;">64.0</td> </tr> <tr> <td>Total</td> <td style="text-align: right;">0.0</td> </tr> </table>		Serie	64.0	Total	0.0																	
Serie	64.0																					
Total	0.0																					

<p>20 Skud</p>	<table style="width:100%; border-collapse: collapse;"> <tr><td>1:</td><td>9.9</td><td>↗</td></tr> <tr><td>2:</td><td>9.6</td><td>←</td></tr> <tr><td>3:</td><td>9.6</td><td>↙</td></tr> <tr><td>4:</td><td>9.6</td><td>↗</td></tr> <tr><td>5:</td><td>*10.6</td><td>←</td></tr> <tr><td>6:</td><td>9.7</td><td>→</td></tr> <tr><td>7:</td><td>9.9</td><td>↗</td></tr> <tr><td>8:</td><td>9.9</td><td>↗</td></tr> <tr><td>9:</td><td>9.7</td><td>↙</td></tr> <tr><td>10:</td><td>*10.5</td><td>↗</td></tr> </table>	1:	9.9	↗	2:	9.6	←	3:	9.6	↙	4:	9.6	↗	5:	*10.6	←	6:	9.7	→	7:	9.9	↗	8:	9.9	↗	9:	9.7	↙	10:	*10.5	↗
1:	9.9	↗																													
2:	9.6	←																													
3:	9.6	↙																													
4:	9.6	↗																													
5:	*10.6	←																													
6:	9.7	→																													
7:	9.9	↗																													
8:	9.9	↗																													
9:	9.7	↙																													
10:	*10.5	↗																													
<table style="width:100%; border-collapse: collapse;"> <tr> <td style="width:45%;">Serie</td> <td style="width:55%; text-align: right;">92.0</td> </tr> <tr> <td>Total</td> <td style="text-align: right;">92.0</td> </tr> </table>		Serie	92.0	Total	92.0																										
Serie	92.0																														
Total	92.0																														

<p>20 Skud</p>	<table style="width:100%; border-collapse: collapse;"> <tr><td>11:</td><td>9.3</td><td>←</td></tr> <tr><td>12:</td><td>10.4</td><td>↗</td></tr> <tr><td>13:</td><td>9.6</td><td>←</td></tr> <tr><td>14:</td><td>10.2</td><td>→</td></tr> <tr><td>15:</td><td>10.4</td><td>↙</td></tr> <tr><td>16:</td><td>*10.9</td><td>↗</td></tr> <tr><td>17:</td><td>*10.6</td><td>←</td></tr> <tr><td>18:</td><td>9.7</td><td>←</td></tr> <tr><td>19:</td><td>10.0</td><td>↙</td></tr> <tr><td>20:</td><td>10.0</td><td>→</td></tr> </table>	11:	9.3	←	12:	10.4	↗	13:	9.6	←	14:	10.2	→	15:	10.4	↙	16:	*10.9	↗	17:	*10.6	←	18:	9.7	←	19:	10.0	↙	20:	10.0	→
11:	9.3	←																													
12:	10.4	↗																													
13:	9.6	←																													
14:	10.2	→																													
15:	10.4	↙																													
16:	*10.9	↗																													
17:	*10.6	←																													
18:	9.7	←																													
19:	10.0	↙																													
20:	10.0	→																													
<table style="width:100%; border-collapse: collapse;"> <tr> <td style="width:45%;">Serie</td> <td style="width:55%; text-align: right;">97.0</td> </tr> <tr> <td>Total</td> <td style="text-align: right;">189.0</td> </tr> </table>		Serie	97.0	Total	189.0																										
Serie	97.0																														
Total	189.0																														

<p>Prøve</p>	<table style="width:100%; border-collapse: collapse;"> <tr><td style="width:10%;">1:</td><td style="width:20%;">9.8</td><td style="width:10%; text-align: right;">→</td></tr> <tr><td>2:</td><td>*10.6</td><td style="text-align: right;">→</td></tr> <tr><td>3:</td><td>10.3</td><td style="text-align: right;">→</td></tr> <tr><td>4:</td><td>10.3</td><td style="text-align: right;">↘</td></tr> <tr><td>5:</td><td>*10.6</td><td style="text-align: right;">↗</td></tr> <tr><td>6:</td><td>10.1</td><td style="text-align: right;">↙</td></tr> <tr><td>7:</td><td>*10.6</td><td style="text-align: right;">↘</td></tr> </table> <table border="1" style="width:100%; border-collapse: collapse; margin-top: 5px;"> <tr> <td style="width:80%;">Serie</td> <td style="text-align: right;">69.0</td> </tr> <tr> <td>Total</td> <td style="text-align: right;">0.0</td> </tr> </table>	1:	9.8	→	2:	*10.6	→	3:	10.3	→	4:	10.3	↘	5:	*10.6	↗	6:	10.1	↙	7:	*10.6	↘	Serie	69.0	Total	0.0
1:	9.8	→																								
2:	*10.6	→																								
3:	10.3	→																								
4:	10.3	↘																								
5:	*10.6	↗																								
6:	10.1	↙																								
7:	*10.6	↘																								
Serie	69.0																									
Total	0.0																									

<p>20 Skud</p>	<table style="width:100%; border-collapse: collapse;"> <tr><td style="width:10%;">1:</td><td style="width:20%;">*10.8</td><td style="width:10%; text-align: right;">←</td></tr> <tr><td>2:</td><td>10.3</td><td style="text-align: right;">→</td></tr> <tr><td>3:</td><td>*10.5</td><td style="text-align: right;">←</td></tr> <tr><td>4:</td><td>10.0</td><td style="text-align: right;">←</td></tr> <tr><td>5:</td><td>10.1</td><td style="text-align: right;">←</td></tr> <tr><td>6:</td><td>*10.5</td><td style="text-align: right;">↗</td></tr> <tr><td>7:</td><td>10.5</td><td style="text-align: right;">↗</td></tr> <tr><td>8:</td><td>10.1</td><td style="text-align: right;">↗</td></tr> <tr><td>9:</td><td>*10.8</td><td style="text-align: right;">↘</td></tr> <tr><td>10:</td><td>*10.8</td><td style="text-align: right;">←</td></tr> </table> <table border="1" style="width:100%; border-collapse: collapse; margin-top: 5px;"> <tr> <td style="width:80%;">Serie</td> <td style="text-align: right;">100.0</td> </tr> <tr> <td>Total</td> <td style="text-align: right;">100.0</td> </tr> </table>	1:	*10.8	←	2:	10.3	→	3:	*10.5	←	4:	10.0	←	5:	10.1	←	6:	*10.5	↗	7:	10.5	↗	8:	10.1	↗	9:	*10.8	↘	10:	*10.8	←	Serie	100.0	Total	100.0
1:	*10.8	←																																	
2:	10.3	→																																	
3:	*10.5	←																																	
4:	10.0	←																																	
5:	10.1	←																																	
6:	*10.5	↗																																	
7:	10.5	↗																																	
8:	10.1	↗																																	
9:	*10.8	↘																																	
10:	*10.8	←																																	
Serie	100.0																																		
Total	100.0																																		

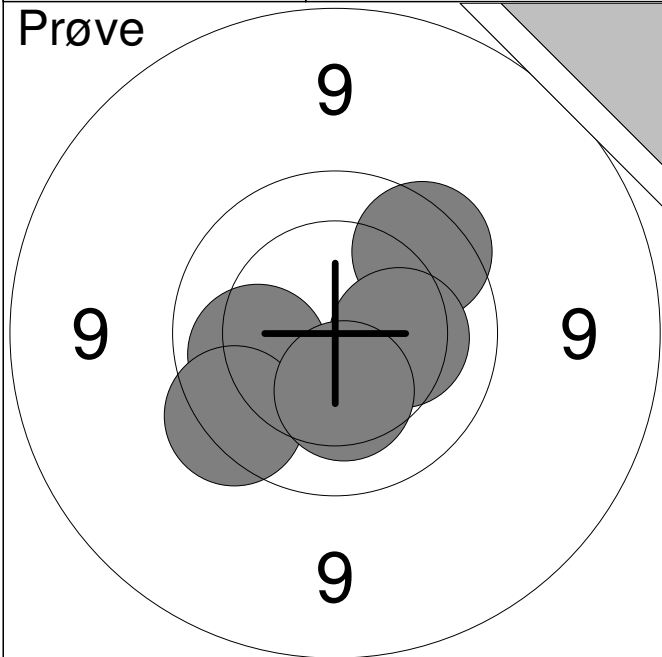
<p>20 Skud</p>	<table style="width:100%; border-collapse: collapse;"> <tr><td style="width:10%;">11:</td><td style="width:20%;">*10.6</td><td style="width:10%; text-align: right;">→</td></tr> <tr><td>12:</td><td>9.7</td><td style="text-align: right;">↗</td></tr> <tr><td>13:</td><td>10.0</td><td style="text-align: right;">→</td></tr> <tr><td>14:</td><td>*10.8</td><td style="text-align: right;">→</td></tr> <tr><td>15:</td><td>10.5</td><td style="text-align: right;">↘</td></tr> <tr><td>16:</td><td>*10.5</td><td style="text-align: right;">↘</td></tr> <tr><td>17:</td><td>10.3</td><td style="text-align: right;">→</td></tr> <tr><td>18:</td><td>*10.6</td><td style="text-align: right;">↘</td></tr> <tr><td>19:</td><td>10.1</td><td style="text-align: right;">→</td></tr> <tr><td>20:</td><td>10.3</td><td style="text-align: right;">↓</td></tr> </table> <table border="1" style="width:100%; border-collapse: collapse; margin-top: 5px;"> <tr> <td style="width:80%;">Serie</td> <td style="text-align: right;">99.0</td> </tr> <tr> <td>Total</td> <td style="text-align: right;">199.0</td> </tr> </table>	11:	*10.6	→	12:	9.7	↗	13:	10.0	→	14:	*10.8	→	15:	10.5	↘	16:	*10.5	↘	17:	10.3	→	18:	*10.6	↘	19:	10.1	→	20:	10.3	↓	Serie	99.0	Total	199.0
11:	*10.6	→																																	
12:	9.7	↗																																	
13:	10.0	→																																	
14:	*10.8	→																																	
15:	10.5	↘																																	
16:	*10.5	↘																																	
17:	10.3	→																																	
18:	*10.6	↘																																	
19:	10.1	→																																	
20:	10.3	↓																																	
Serie	99.0																																		
Total	199.0																																		

Hold
14Skive
2**Svenne H. Weinreich**

Ulsted Skf.

V1

Prøve

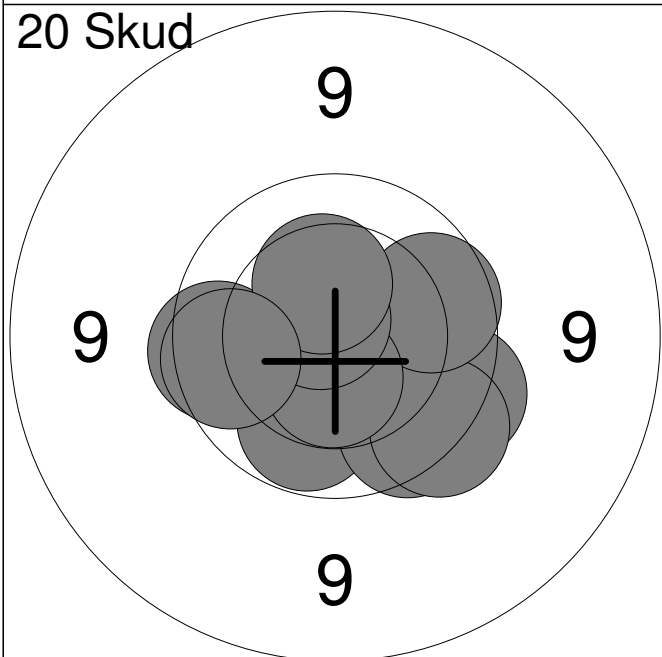


1:	9.8	↗
2:	10.3	→
3:	10.1	←
4:	9.7	↙
5:	10.3	↓

Serie 48.0

Total 0.0

20 Skud

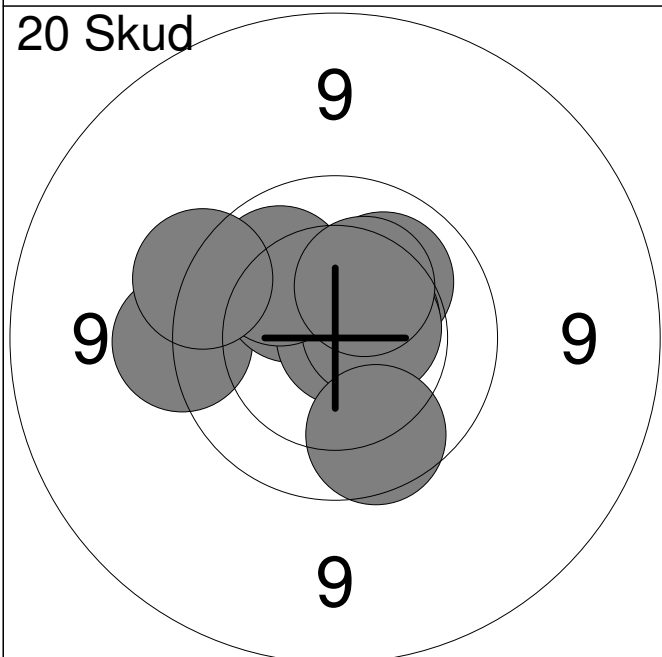


1:	10.0	↙
2:	9.8	↙
3:	9.7	→
4:	9.7	↙
5:	9.9	→
6:	9.8	←
7:	*10.5	↙
8:	*10.7	↗
9:	10.4	↗
10:	9.9	←

Serie 94.0

Total 94.0

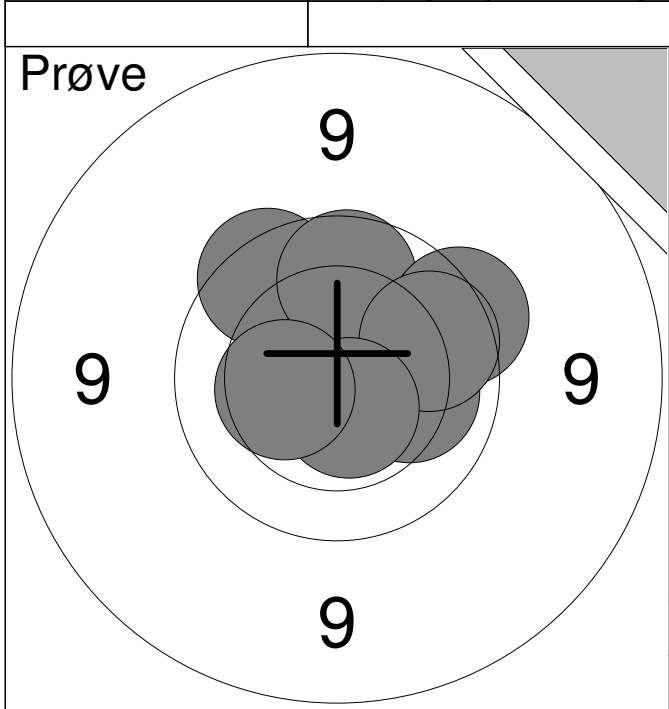
20 Skud



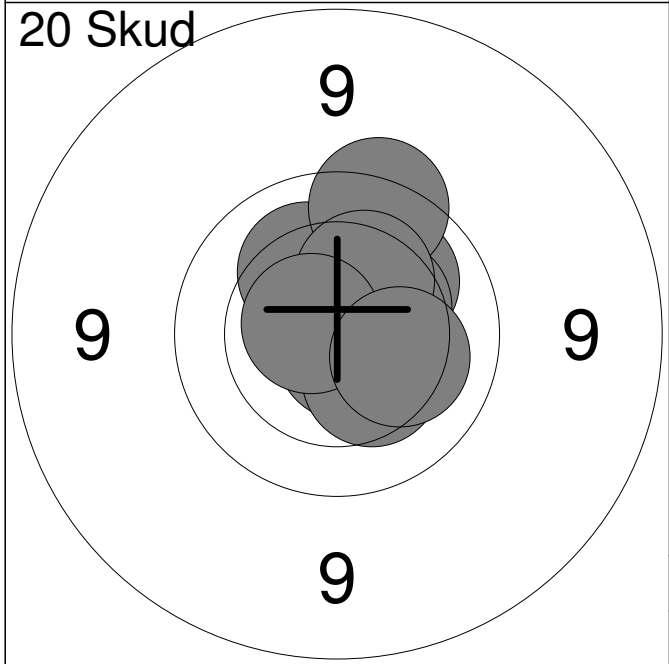
11:	10.2	↗
12:	9.6	←
13:	*10.5	↗
14:	10.3	↗
15:	*10.8	→
16:	*10.5	→
17:	10.1	↗
18:	10.3	↗
19:	9.6	↗
20:	9.9	↙

Serie 97.0

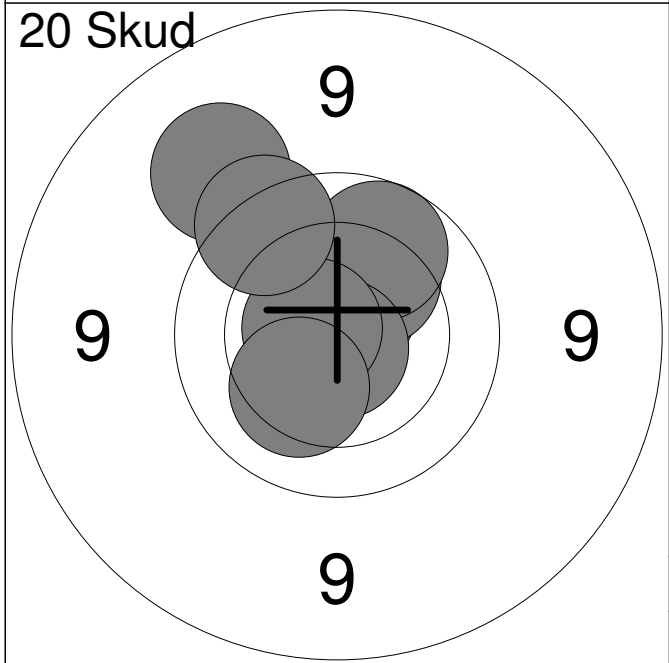
Total 191.0



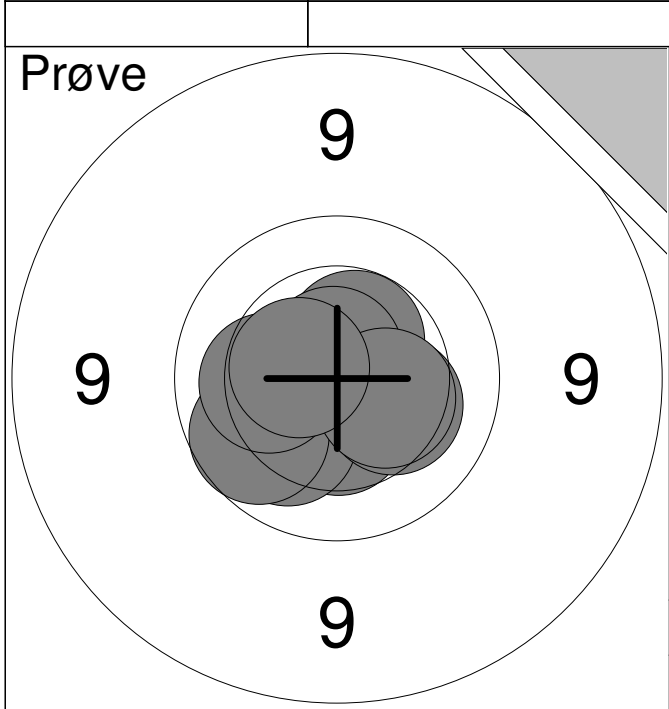
1:	9.8	↖
2:	*10.8	↑
3:	*10.7	↙
4:	10.5	↗
5:	9.9	↑
6:	9.7	↗
7:	10.1	→
8:	9.9	↗
9:	*10.6	↓
10:	10.4	←
Serie		96.0
Total		0.0



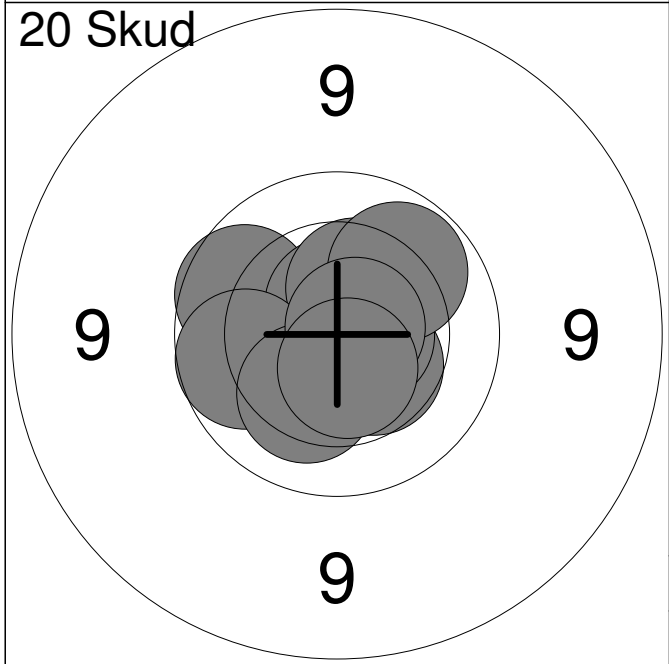
1:	*10.7	↑
2:	10.1	↗
3:	10.2	↑
4:	10.4	↗
5:	*10.7	↓
6:	10.4	↓
7:	9.7	↑
8:	10.3	↑
9:	*10.6	←
10:	10.2	→
Serie		99.0
Total		99.0



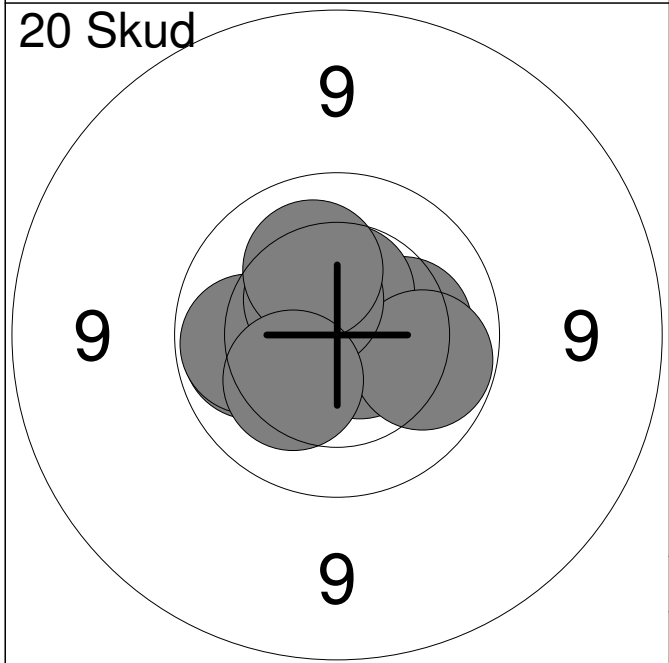
11:	10.5	↑
12:	*10.6	↑
13:	*10.9	↖
14:	10.2	↗
15:	9.9	↑
16:	*10.8	↓
17:	*10.7	←
18:	9.3	↑
19:	9.7	↑
20:	10.3	↙
Serie		97.0
Total		196.0



1:	*10.5		↗
2:	10.4		↓
3:	10.1		↙
4:	*10.7		↑
5:	9.9		↖
6:	10.2		←
7:	10.3		↘
8:	10.4		→
9:	*10.5		↗
Serie			89.0
Total			0.0



1:	9.9		↗
2:	10.4		↓
3:	*10.6		↑
4:	*10.7		→
5:	10.4		↑
6:	9.9		←
7:	10.2		↙
8:	10.0		↗
9:	*10.7		→
10:	*10.6		↓
Serie			98.0
Total			98.0



11:	*10.7		↘
12:	*10.6		↖
13:	10.0		←
14:	10.2		→
15:	10.0		←
16:	*10.5		↑
17:	10.0		↘
18:	*10.5		↗
19:	10.2		↑
20:	10.3		↙
Serie			100.0
Total			198.0

<p>Prøve</p>	<table style="width:100%; border-collapse: collapse;"> <tr><td>1:</td><td>9.4</td><td>↗</td></tr> <tr><td>2:</td><td>9.5</td><td>↖</td></tr> <tr><td>3:</td><td>9.9</td><td>→</td></tr> <tr><td>4:</td><td>8.7</td><td>↙</td></tr> <tr><td>5:</td><td>9.8</td><td>↖</td></tr> <tr><td>6:</td><td>9.7</td><td>↓</td></tr> <tr><td>7:</td><td>9.1</td><td>→</td></tr> <tr><td>8:</td><td>10.1</td><td>↗</td></tr> <tr><td>9:</td><td>10.1</td><td>↘</td></tr> </table>	1:	9.4	↗	2:	9.5	↖	3:	9.9	→	4:	8.7	↙	5:	9.8	↖	6:	9.7	↓	7:	9.1	→	8:	10.1	↗	9:	10.1	↘
1:	9.4	↗																										
2:	9.5	↖																										
3:	9.9	→																										
4:	8.7	↙																										
5:	9.8	↖																										
6:	9.7	↓																										
7:	9.1	→																										
8:	10.1	↗																										
9:	10.1	↘																										
	<table border="1" style="width:100%; border-collapse: collapse;"> <tr> <td style="width:90%;">Serie</td> <td style="text-align: right;">82.0</td> </tr> <tr> <td>Total</td> <td style="text-align: right;">0.0</td> </tr> </table>	Serie	82.0	Total	0.0																							
Serie	82.0																											
Total	0.0																											

<p>20 Skud</p>	<table style="width:100%; border-collapse: collapse;"> <tr><td>1:</td><td>9.3</td><td>↖</td></tr> <tr><td>2:</td><td>10.3</td><td>→</td></tr> <tr><td>3:</td><td>9.5</td><td>↙</td></tr> <tr><td>4:</td><td>9.4</td><td>→</td></tr> <tr><td>5:</td><td>9.5</td><td>→</td></tr> <tr><td>6:</td><td>*10.6</td><td>↖</td></tr> <tr><td>7:</td><td>9.5</td><td>→</td></tr> <tr><td>8:</td><td>10.2</td><td>↖</td></tr> <tr><td>9:</td><td>9.9</td><td>↗</td></tr> <tr><td>10:</td><td>10.4</td><td>↘</td></tr> </table>	1:	9.3	↖	2:	10.3	→	3:	9.5	↙	4:	9.4	→	5:	9.5	→	6:	*10.6	↖	7:	9.5	→	8:	10.2	↖	9:	9.9	↗	10:	10.4	↘
1:	9.3	↖																													
2:	10.3	→																													
3:	9.5	↙																													
4:	9.4	→																													
5:	9.5	→																													
6:	*10.6	↖																													
7:	9.5	→																													
8:	10.2	↖																													
9:	9.9	↗																													
10:	10.4	↘																													
	<table border="1" style="width:100%; border-collapse: collapse;"> <tr> <td style="width:90%;">Serie</td> <td style="text-align: right;">94.0</td> </tr> <tr> <td>Total</td> <td style="text-align: right;">94.0</td> </tr> </table>	Serie	94.0	Total	94.0																										
Serie	94.0																														
Total	94.0																														

<p>20 Skud</p>	<table style="width:100%; border-collapse: collapse;"> <tr><td>11:</td><td>9.9</td><td>↘</td></tr> <tr><td>12:</td><td>9.2</td><td>↘</td></tr> <tr><td>13:</td><td>9.9</td><td>↑</td></tr> <tr><td>14:</td><td>10.4</td><td>↗</td></tr> <tr><td>15:</td><td>9.8</td><td>→</td></tr> <tr><td>16:</td><td>9.5</td><td>↖</td></tr> <tr><td>17:</td><td>9.9</td><td>→</td></tr> <tr><td>18:</td><td>9.3</td><td>↖</td></tr> <tr><td>19:</td><td>9.5</td><td>→</td></tr> <tr><td>20:</td><td>9.0</td><td>↖</td></tr> </table>	11:	9.9	↘	12:	9.2	↘	13:	9.9	↑	14:	10.4	↗	15:	9.8	→	16:	9.5	↖	17:	9.9	→	18:	9.3	↖	19:	9.5	→	20:	9.0	↖
11:	9.9	↘																													
12:	9.2	↘																													
13:	9.9	↑																													
14:	10.4	↗																													
15:	9.8	→																													
16:	9.5	↖																													
17:	9.9	→																													
18:	9.3	↖																													
19:	9.5	→																													
20:	9.0	↖																													
	<table border="1" style="width:100%; border-collapse: collapse;"> <tr> <td style="width:90%;">Serie</td> <td style="text-align: right;">91.0</td> </tr> <tr> <td>Total</td> <td style="text-align: right;">185.0</td> </tr> </table>	Serie	91.0	Total	185.0																										
Serie	91.0																														
Total	185.0																														

<p>Prøve</p>	<table style="width:100%; border-collapse: collapse;"> <tr><td style="width:10%;">1:</td><td style="width:20%;">*10.8</td><td style="width:10%; text-align: right;">↑</td></tr> <tr><td>2:</td><td>*10.7</td><td style="text-align: right;">↗</td></tr> <tr><td>3:</td><td>*10.6</td><td style="text-align: right;">↘</td></tr> <tr><td>4:</td><td>10.3</td><td style="text-align: right;">↖</td></tr> <tr><td>5:</td><td>*10.6</td><td style="text-align: right;">↑</td></tr> </table>	1:	*10.8	↑	2:	*10.7	↗	3:	*10.6	↘	4:	10.3	↖	5:	*10.6	↑
1:	*10.8	↑														
2:	*10.7	↗														
3:	*10.6	↘														
4:	10.3	↖														
5:	*10.6	↑														
<table style="width:100%; border-collapse: collapse;"> <tr> <td style="width:90%;">Serie</td> <td style="width:10%; text-align: right;">50.0</td> </tr> <tr> <td>Total</td> <td style="text-align: right;">0.0</td> </tr> </table>		Serie	50.0	Total	0.0											
Serie	50.0															
Total	0.0															

<p>20 Skud</p>	<table style="width:100%; border-collapse: collapse;"> <tr><td style="width:10%;">1:</td><td style="width:20%;">*10.6</td><td style="width:10%; text-align: right;">↗</td></tr> <tr><td>2:</td><td>*10.8</td><td style="text-align: right;">←</td></tr> <tr><td>3:</td><td>10.4</td><td style="text-align: right;">→</td></tr> <tr><td>4:</td><td>10.5</td><td style="text-align: right;">↘</td></tr> <tr><td>5:</td><td>9.9</td><td style="text-align: right;">←</td></tr> <tr><td>6:</td><td>10.3</td><td style="text-align: right;">↗</td></tr> <tr><td>7:</td><td>*10.7</td><td style="text-align: right;">↑</td></tr> <tr><td>8:</td><td>10.5</td><td style="text-align: right;">↗</td></tr> <tr><td>9:</td><td>10.2</td><td style="text-align: right;">←</td></tr> <tr><td>10:</td><td>10.2</td><td style="text-align: right;">↗</td></tr> </table>	1:	*10.6	↗	2:	*10.8	←	3:	10.4	→	4:	10.5	↘	5:	9.9	←	6:	10.3	↗	7:	*10.7	↑	8:	10.5	↗	9:	10.2	←	10:	10.2	↗
1:	*10.6	↗																													
2:	*10.8	←																													
3:	10.4	→																													
4:	10.5	↘																													
5:	9.9	←																													
6:	10.3	↗																													
7:	*10.7	↑																													
8:	10.5	↗																													
9:	10.2	←																													
10:	10.2	↗																													
<table style="width:100%; border-collapse: collapse;"> <tr> <td style="width:90%;">Serie</td> <td style="width:10%; text-align: right;">99.0</td> </tr> <tr> <td>Total</td> <td style="text-align: right;">99.0</td> </tr> </table>		Serie	99.0	Total	99.0																										
Serie	99.0																														
Total	99.0																														

<p>20 Skud</p>	<table style="width:100%; border-collapse: collapse;"> <tr><td style="width:10%;">11:</td><td style="width:20%;">*10.5</td><td style="width:10%; text-align: right;">↗</td></tr> <tr><td>12:</td><td>*10.5</td><td style="text-align: right;">↖</td></tr> <tr><td>13:</td><td>*10.6</td><td style="text-align: right;">↘</td></tr> <tr><td>14:</td><td>9.9</td><td style="text-align: right;">↗</td></tr> <tr><td>15:</td><td>10.0</td><td style="text-align: right;">↗</td></tr> <tr><td>16:</td><td>10.1</td><td style="text-align: right;">↗</td></tr> <tr><td>17:</td><td>*10.6</td><td style="text-align: right;">↗</td></tr> <tr><td>18:</td><td>9.9</td><td style="text-align: right;">↖</td></tr> <tr><td>19:</td><td>*10.6</td><td style="text-align: right;">↗</td></tr> <tr><td>20:</td><td>*10.7</td><td style="text-align: right;">↗</td></tr> </table>	11:	*10.5	↗	12:	*10.5	↖	13:	*10.6	↘	14:	9.9	↗	15:	10.0	↗	16:	10.1	↗	17:	*10.6	↗	18:	9.9	↖	19:	*10.6	↗	20:	*10.7	↗
11:	*10.5	↗																													
12:	*10.5	↖																													
13:	*10.6	↘																													
14:	9.9	↗																													
15:	10.0	↗																													
16:	10.1	↗																													
17:	*10.6	↗																													
18:	9.9	↖																													
19:	*10.6	↗																													
20:	*10.7	↗																													
<table style="width:100%; border-collapse: collapse;"> <tr> <td style="width:90%;">Serie</td> <td style="width:10%; text-align: right;">98.0</td> </tr> <tr> <td>Total</td> <td style="text-align: right;">197.0</td> </tr> </table>		Serie	98.0	Total	197.0																										
Serie	98.0																														
Total	197.0																														

<p>Prøve</p>	<table style="width:100%; border-collapse: collapse;"> <tr><td style="width:10%;">1:</td><td style="width:80%;">9.9</td><td style="width:10%; text-align: center;">↗</td></tr> <tr><td>2:</td><td>*10.6</td><td style="text-align: center;">→</td></tr> <tr><td>3:</td><td>10.1</td><td style="text-align: center;">↖</td></tr> <tr><td>4:</td><td>9.8</td><td style="text-align: center;">↑</td></tr> <tr><td>5:</td><td>10.1</td><td style="text-align: center;">↗</td></tr> <tr><td>6:</td><td>9.8</td><td style="text-align: center;">↖</td></tr> <tr><td>7:</td><td>9.5</td><td style="text-align: center;">↗</td></tr> <tr><td>8:</td><td>10.1</td><td style="text-align: center;">→</td></tr> <tr><td>9:</td><td>*10.9</td><td style="text-align: center;">↖</td></tr> <tr><td>10:</td><td>10.5</td><td style="text-align: center;">→</td></tr> <tr><td colspan="2">Serie</td><td style="text-align: right;">96.0</td></tr> <tr><td colspan="2">Total</td><td style="text-align: right;">0.0</td></tr> </table>	1:	9.9	↗	2:	*10.6	→	3:	10.1	↖	4:	9.8	↑	5:	10.1	↗	6:	9.8	↖	7:	9.5	↗	8:	10.1	→	9:	*10.9	↖	10:	10.5	→	Serie		96.0	Total		0.0
1:	9.9	↗																																			
2:	*10.6	→																																			
3:	10.1	↖																																			
4:	9.8	↑																																			
5:	10.1	↗																																			
6:	9.8	↖																																			
7:	9.5	↗																																			
8:	10.1	→																																			
9:	*10.9	↖																																			
10:	10.5	→																																			
Serie		96.0																																			
Total		0.0																																			

<p>20 Skud</p>	<table style="width:100%; border-collapse: collapse;"> <tr><td style="width:10%;">1:</td><td style="width:80%;">9.9</td><td style="width:10%; text-align: center;">↗</td></tr> <tr><td>2:</td><td>*10.8</td><td style="text-align: center;">↑</td></tr> <tr><td>3:</td><td>*10.7</td><td style="text-align: center;">↗</td></tr> <tr><td>4:</td><td>9.6</td><td style="text-align: center;">↗</td></tr> <tr><td>5:</td><td>9.8</td><td style="text-align: center;">↗</td></tr> <tr><td>6:</td><td>10.1</td><td style="text-align: center;">↖</td></tr> <tr><td>7:</td><td>9.6</td><td style="text-align: center;">↗</td></tr> <tr><td>8:</td><td>10.4</td><td style="text-align: center;">↑</td></tr> <tr><td>9:</td><td>9.8</td><td style="text-align: center;">↗</td></tr> <tr><td>10:</td><td>10.2</td><td style="text-align: center;">↖</td></tr> <tr><td colspan="2">Serie</td><td style="text-align: right;">95.0</td></tr> <tr><td colspan="2">Total</td><td style="text-align: right;">95.0</td></tr> </table>	1:	9.9	↗	2:	*10.8	↑	3:	*10.7	↗	4:	9.6	↗	5:	9.8	↗	6:	10.1	↖	7:	9.6	↗	8:	10.4	↑	9:	9.8	↗	10:	10.2	↖	Serie		95.0	Total		95.0
1:	9.9	↗																																			
2:	*10.8	↑																																			
3:	*10.7	↗																																			
4:	9.6	↗																																			
5:	9.8	↗																																			
6:	10.1	↖																																			
7:	9.6	↗																																			
8:	10.4	↑																																			
9:	9.8	↗																																			
10:	10.2	↖																																			
Serie		95.0																																			
Total		95.0																																			

<p>20 Skud</p>	<table style="width:100%; border-collapse: collapse;"> <tr><td style="width:10%;">11:</td><td style="width:80%;">*10.7</td><td style="width:10%; text-align: center;">↗</td></tr> <tr><td>12:</td><td>10.1</td><td style="text-align: center;">↗</td></tr> <tr><td>13:</td><td>9.4</td><td style="text-align: center;">→</td></tr> <tr><td>14:</td><td>*10.8</td><td style="text-align: center;">↗</td></tr> <tr><td>15:</td><td>10.5</td><td style="text-align: center;">↗</td></tr> <tr><td>16:</td><td>9.8</td><td style="text-align: center;">→</td></tr> <tr><td>17:</td><td>*10.7</td><td style="text-align: center;">↘</td></tr> <tr><td>18:</td><td>10.4</td><td style="text-align: center;">↘</td></tr> <tr><td>19:</td><td>9.5</td><td style="text-align: center;">↗</td></tr> <tr><td>20:</td><td>9.2</td><td style="text-align: center;">↑</td></tr> <tr><td colspan="2">Serie</td><td style="text-align: right;">96.0</td></tr> <tr><td colspan="2">Total</td><td style="text-align: right;">191.0</td></tr> </table>	11:	*10.7	↗	12:	10.1	↗	13:	9.4	→	14:	*10.8	↗	15:	10.5	↗	16:	9.8	→	17:	*10.7	↘	18:	10.4	↘	19:	9.5	↗	20:	9.2	↑	Serie		96.0	Total		191.0
11:	*10.7	↗																																			
12:	10.1	↗																																			
13:	9.4	→																																			
14:	*10.8	↗																																			
15:	10.5	↗																																			
16:	9.8	→																																			
17:	*10.7	↘																																			
18:	10.4	↘																																			
19:	9.5	↗																																			
20:	9.2	↑																																			
Serie		96.0																																			
Total		191.0																																			

Hold
14

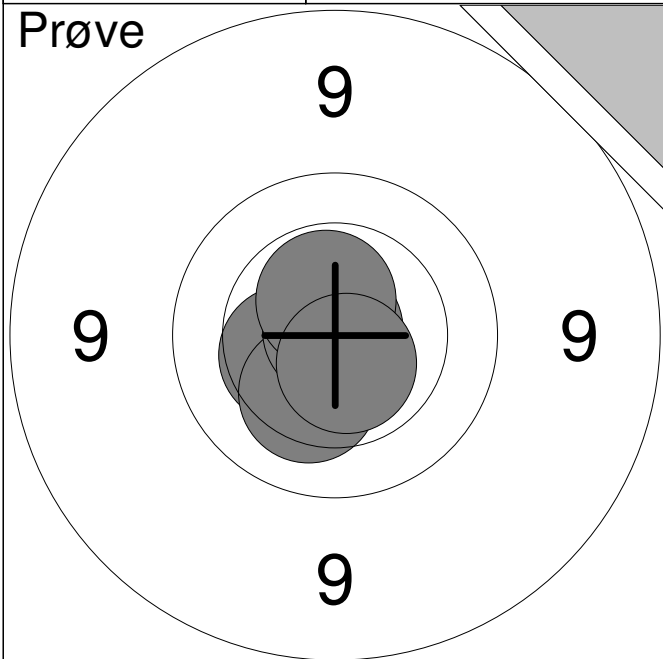
Skive
9

Kirsten Weinreich

Ulsted Skf.

V1

Prøve

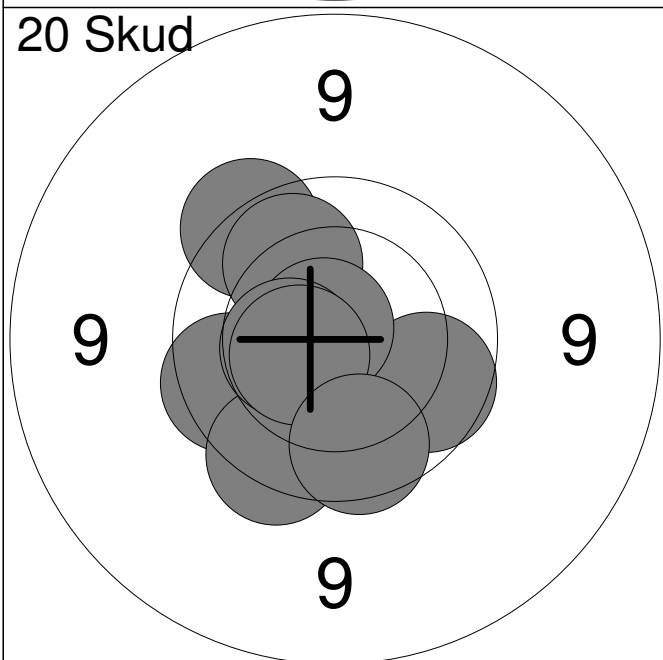


- 1: 10.4
- 2: 10.3
- 3: *10.9
- 4: *10.6
- 5: *10.6

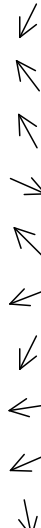


Serie	50.0
Total	0.0

20 Skud

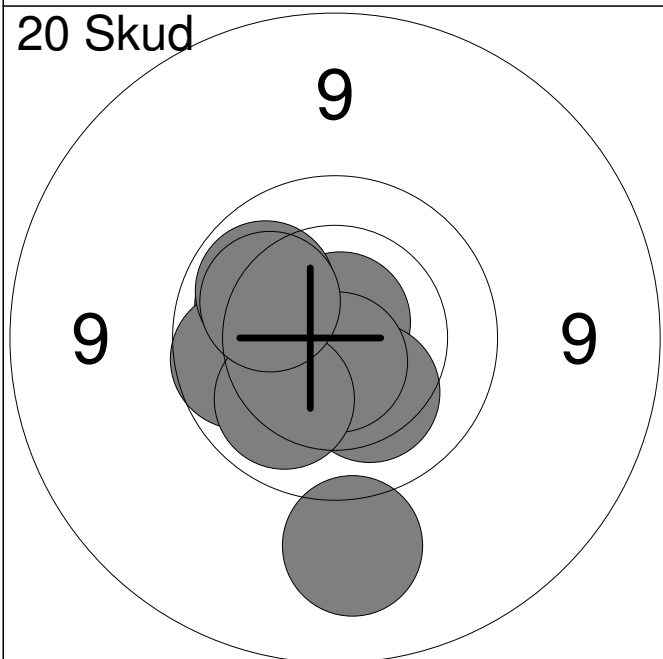


- 1: 10.2
- 2: 9.7
- 3: 10.0
- 4: 9.9
- 5: *10.8
- 6: 9.8
- 7: 9.7
- 8: 10.5
- 9: *10.5
- 10: 9.9



Serie	95.0
Total	95.0

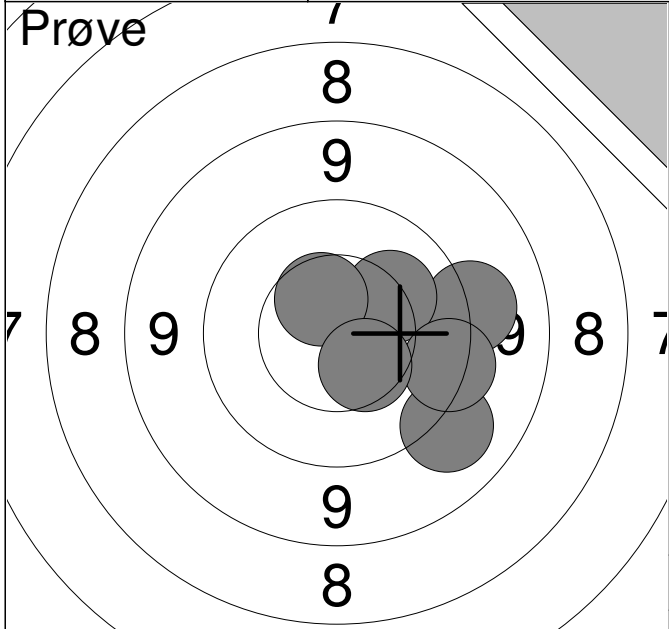
20 Skud

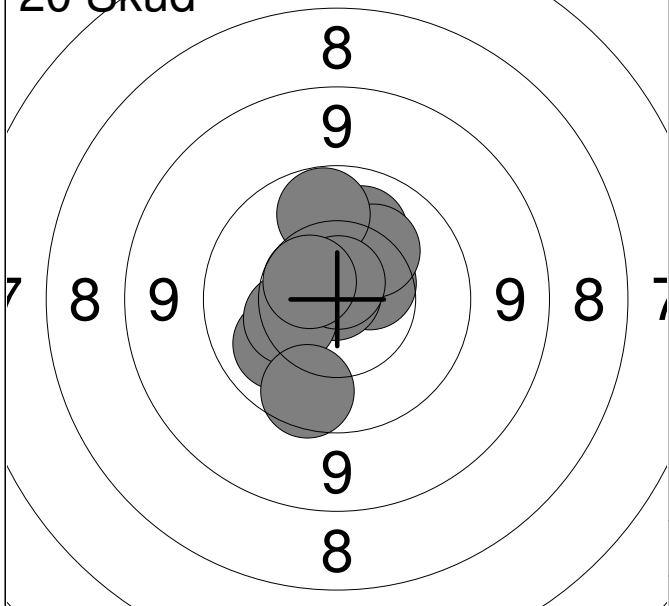


- 11: *10.8
- 12: 10.1
- 13: 10.3
- 14: 9.9
- 15: *10.6
- 16: *10.7
- 17: 10.0
- 18: 9.2
- 19: 10.1
- 20: 10.1

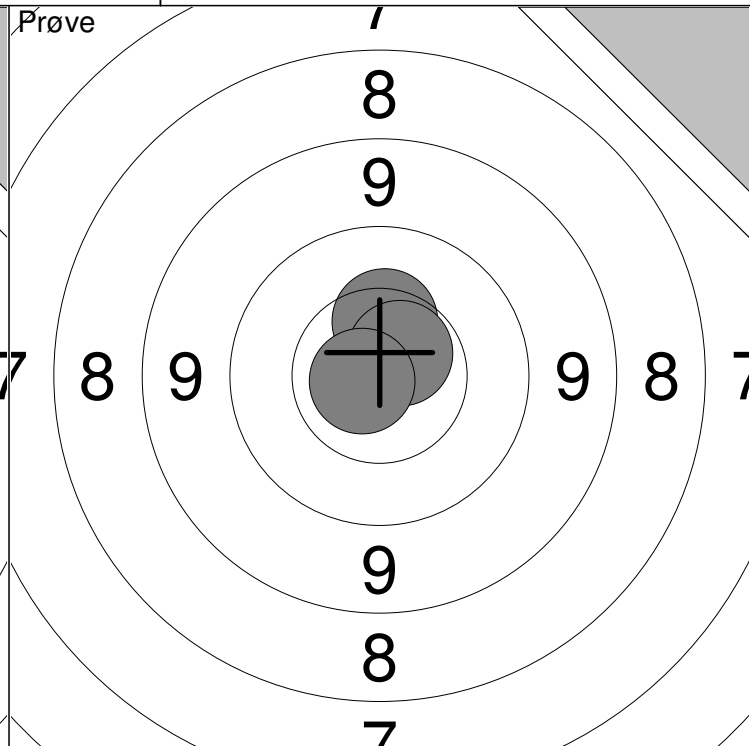
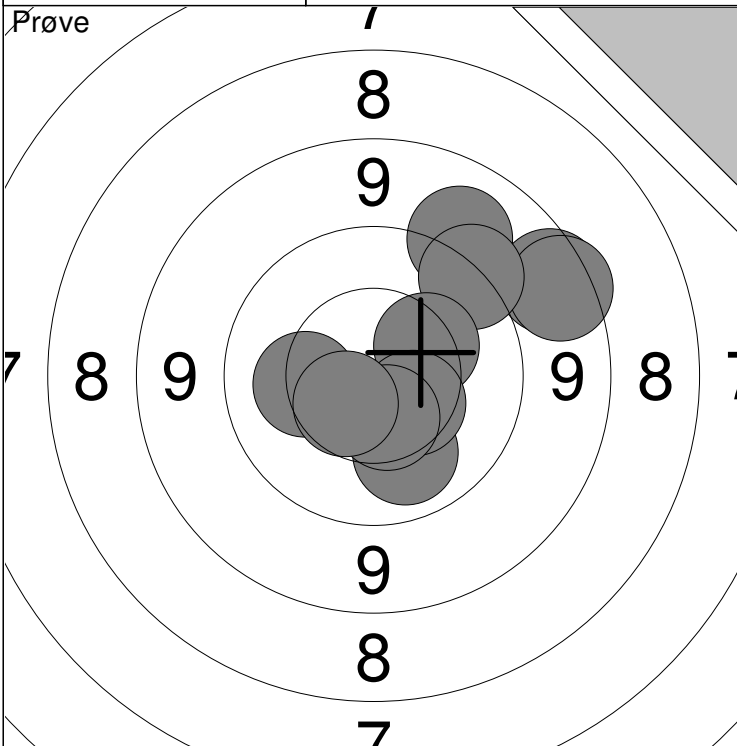


Serie	98.0
Total	193.0

<p>Prøve</p> 	<table style="width:100%; border-collapse: collapse;"> <tr><td style="width:10%;">1:</td><td style="width:15%;">9.3</td><td style="width:10%; text-align: right;">→</td></tr> <tr><td>2:</td><td>9.2</td><td style="text-align: right;">↓</td></tr> <tr><td>3:</td><td>10.2</td><td style="text-align: right;">↗</td></tr> <tr><td>4:</td><td>10.5</td><td style="text-align: right;">↗</td></tr> <tr><td>5:</td><td>9.6</td><td style="text-align: right;">↓</td></tr> <tr><td>6:</td><td>10.5</td><td style="text-align: right;">↓</td></tr> </table> <table border="1" style="width:100%; border-collapse: collapse; margin-top: 5px;"> <tr> <td style="width:80%;">Serie</td> <td style="text-align: right;">57.0</td> </tr> <tr> <td>Total</td> <td style="text-align: right;">0.0</td> </tr> </table>	1:	9.3	→	2:	9.2	↓	3:	10.2	↗	4:	10.5	↗	5:	9.6	↓	6:	10.5	↓	Serie	57.0	Total	0.0
1:	9.3	→																					
2:	9.2	↓																					
3:	10.2	↗																					
4:	10.5	↗																					
5:	9.6	↓																					
6:	10.5	↓																					
Serie	57.0																						
Total	0.0																						

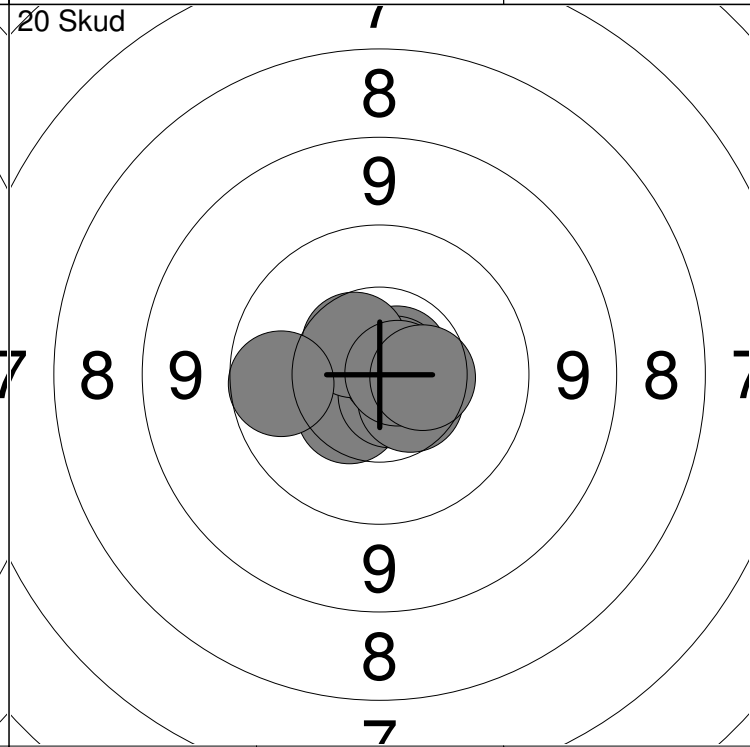
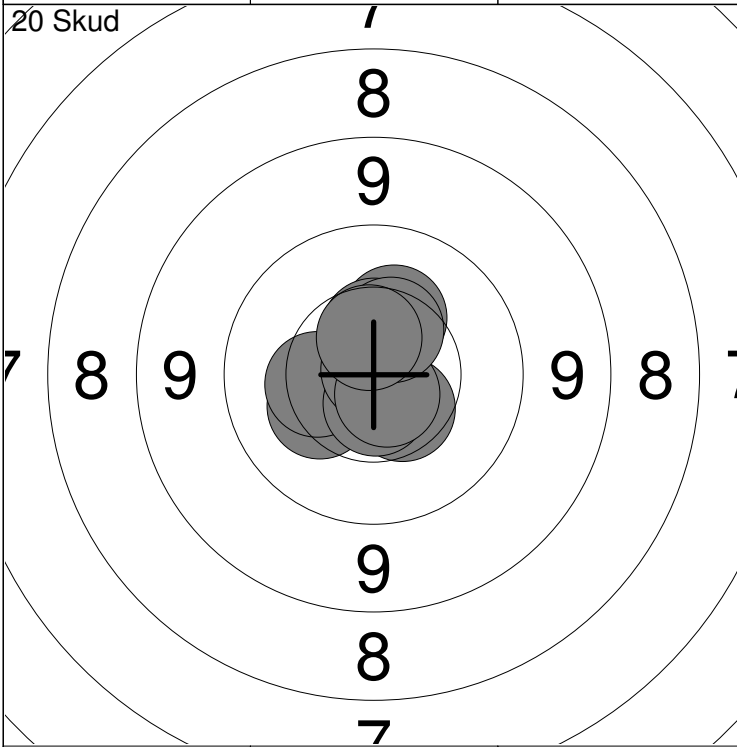
<p>20 Skud</p> 	<table style="width:100%; border-collapse: collapse;"> <tr><td style="width:10%;">1:</td><td style="width:15%;">10.5</td><td style="width:10%; text-align: right;">↗</td></tr> <tr><td>2:</td><td>10.1</td><td style="text-align: right;">↙</td></tr> <tr><td>3:</td><td>*10.9</td><td style="text-align: right;">↗</td></tr> <tr><td>4:</td><td>10.4</td><td style="text-align: right;">↙</td></tr> <tr><td>5:</td><td>10.1</td><td style="text-align: right;">↗</td></tr> <tr><td>6:</td><td>9.8</td><td style="text-align: right;">↓</td></tr> <tr><td>7:</td><td>10.3</td><td style="text-align: right;">↗</td></tr> <tr><td>8:</td><td>10.0</td><td style="text-align: right;">↗</td></tr> <tr><td>9:</td><td>*10.8</td><td style="text-align: right;">↗</td></tr> <tr><td>10:</td><td>10.6</td><td style="text-align: right;">↙</td></tr> </table> <table border="1" style="width:100%; border-collapse: collapse; margin-top: 5px;"> <tr> <td style="width:80%;">Serie</td> <td style="text-align: right;">99.0</td> </tr> <tr> <td>Total</td> <td style="text-align: right;">99.0</td> </tr> </table>	1:	10.5	↗	2:	10.1	↙	3:	*10.9	↗	4:	10.4	↙	5:	10.1	↗	6:	9.8	↓	7:	10.3	↗	8:	10.0	↗	9:	*10.8	↗	10:	10.6	↙	Serie	99.0	Total	99.0
1:	10.5	↗																																	
2:	10.1	↙																																	
3:	*10.9	↗																																	
4:	10.4	↙																																	
5:	10.1	↗																																	
6:	9.8	↓																																	
7:	10.3	↗																																	
8:	10.0	↗																																	
9:	*10.8	↗																																	
10:	10.6	↙																																	
Serie	99.0																																		
Total	99.0																																		

<p>20 Skud</p> 	<table style="width:100%; border-collapse: collapse;"> <tr><td style="width:10%;">11:</td><td style="width:15%;">10.1</td><td style="width:10%; text-align: right;">↙</td></tr> <tr><td>12:</td><td>*10.7</td><td style="text-align: right;">↙</td></tr> <tr><td>13:</td><td>*10.8</td><td style="text-align: right;">↗</td></tr> <tr><td>14:</td><td>10.5</td><td style="text-align: right;">↗</td></tr> <tr><td>15:</td><td>*10.8</td><td style="text-align: right;">↓</td></tr> <tr><td>16:</td><td>10.3</td><td style="text-align: right;">↗</td></tr> <tr><td>17:</td><td>10.0</td><td style="text-align: right;">↗</td></tr> <tr><td>18:</td><td>10.2</td><td style="text-align: right;">↗</td></tr> <tr><td>19:</td><td>9.4</td><td style="text-align: right;">↗</td></tr> <tr><td>20:</td><td>9.6</td><td style="text-align: right;">↗</td></tr> </table> <table border="1" style="width:100%; border-collapse: collapse; margin-top: 5px;"> <tr> <td style="width:80%;">Serie</td> <td style="text-align: right;">98.0</td> </tr> <tr> <td>Total</td> <td style="text-align: right;">197.0</td> </tr> </table>	11:	10.1	↙	12:	*10.7	↙	13:	*10.8	↗	14:	10.5	↗	15:	*10.8	↓	16:	10.3	↗	17:	10.0	↗	18:	10.2	↗	19:	9.4	↗	20:	9.6	↗	Serie	98.0	Total	197.0
11:	10.1	↙																																	
12:	*10.7	↙																																	
13:	*10.8	↗																																	
14:	10.5	↗																																	
15:	*10.8	↓																																	
16:	10.3	↗																																	
17:	10.0	↗																																	
18:	10.2	↗																																	
19:	9.4	↗																																	
20:	9.6	↗																																	
Serie	98.0																																		
Total	197.0																																		



1: 8.8 ↗	6: 10.1 ↓	Serie	94.0
2: 8.7 ↗	7: 10.5 ↓		
3: 9.2 ↗	8: 10.5 ↓	Total	0.0
4: 9.5 ↗	9: 10.2 ←		
5: 10.3 ↗	10: 10.5 ↘		

11: 10.4 ↑	Serie	30.0
12: *10.6 ↗		
13: *10.8 ←	Total	0.0

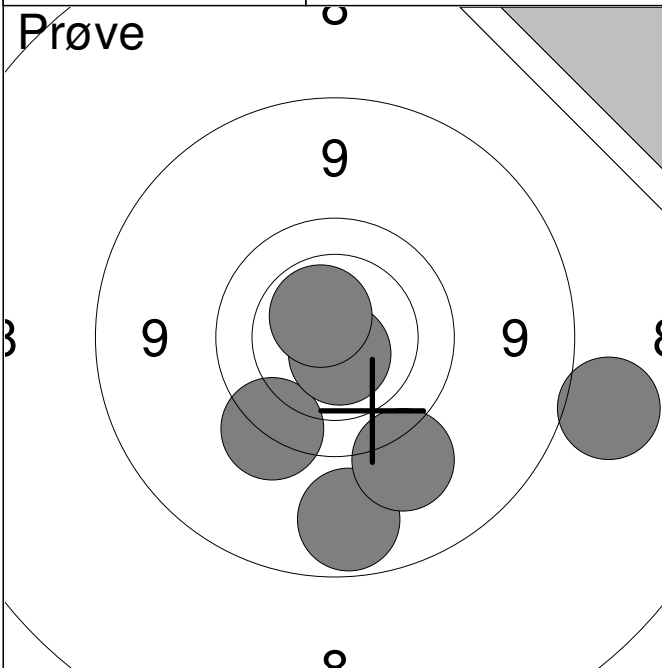


1: 10.3 ←	6: 10.3 ↑	Serie	100.0
2: 10.4 ←	7: 10.5 ↑		
3: 10.5 ↓	8: *10.7 ↓	Total	100.0
4: *10.7 ↓	9: 10.5 ↑		
5: *10.9 ↑	10: 10.6 ↑		

11: *10.7 ↗	16: *10.8 ↗	Serie	99.0
12: 10.5 ↘	17: 10.6 ↗		
13: *10.7 ↘	18: 9.9 ←	Total	199.0
14: *10.7 ↓	19: *10.8 →		
15: 10.5 ↘	20: 10.5 →		

Hold
14Skive
12**Anna-Maria Thierry Andersen**

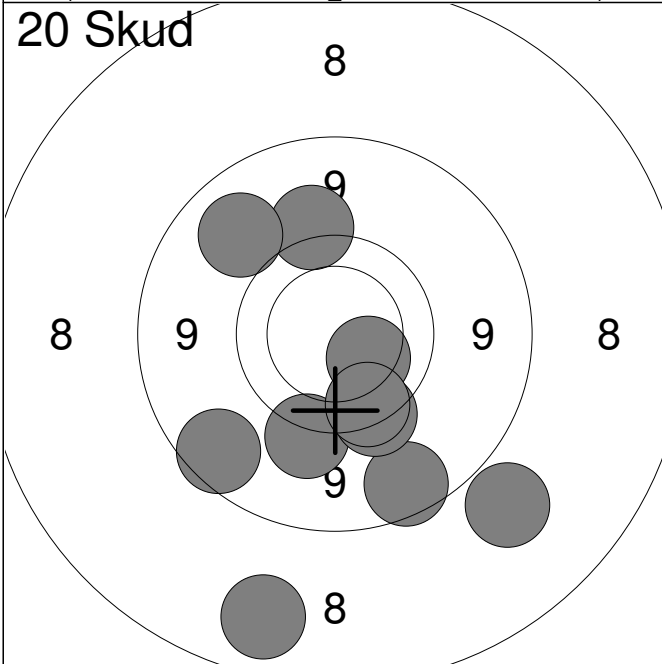
Vester Hassing Skf.

3**Prøve**

1:	9.6	↙
2:	8.4	→
3:	9.0	↙
4:	*10.7	↙
5:	9.3	↙
6:	*10.6	↗

Serie 55.0

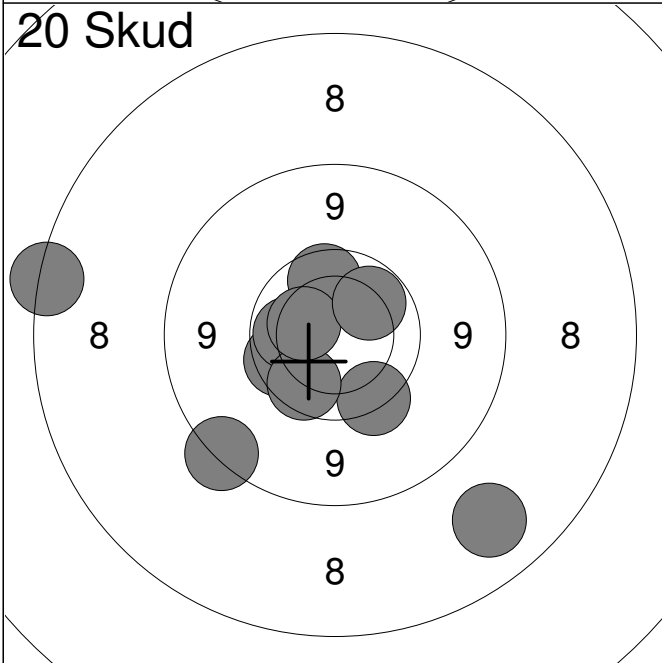
Total 0.0

20 Skud

1:	8.9	↙
2:	8.1	↙
3:	9.4	↗
4:	9.4	↙
5:	8.9	↙
6:	9.6	↙
7:	9.1	↗
8:	8.4	↙
9:	10.2	↙
10:	9.7	↙

Serie 87.0

Total 87.0

20 Skud

11:	9.8	↙
12:	9.9	↗
13:	7.7	↙
14:	9.6	↙
15:	10.0	↙
16:	8.1	↙
17:	9.8	↙
18:	10.3	↗
19:	10.0	↗
20:	8.7	↙

Serie 89.0

Total 176.0

Hold
15

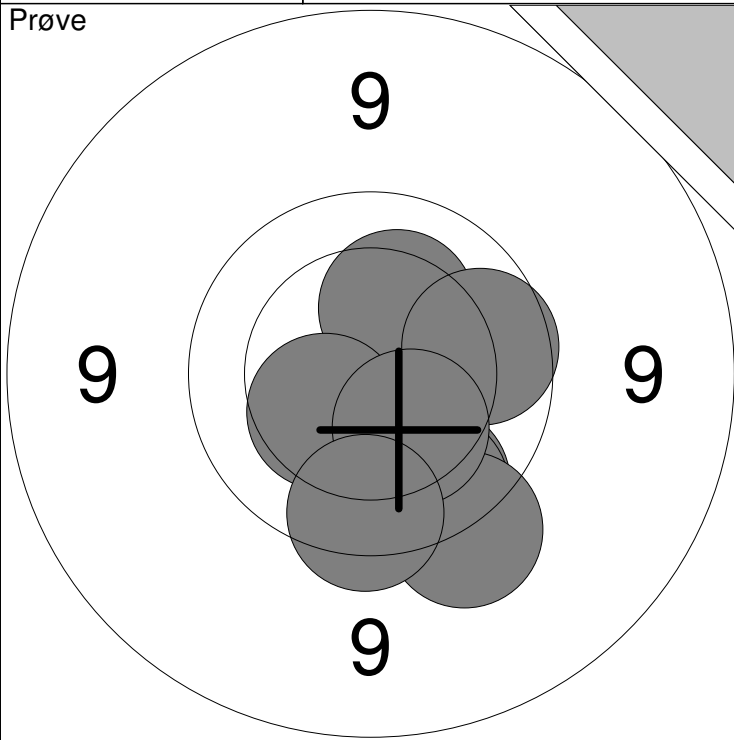
Skive
1

Arne Schiønning

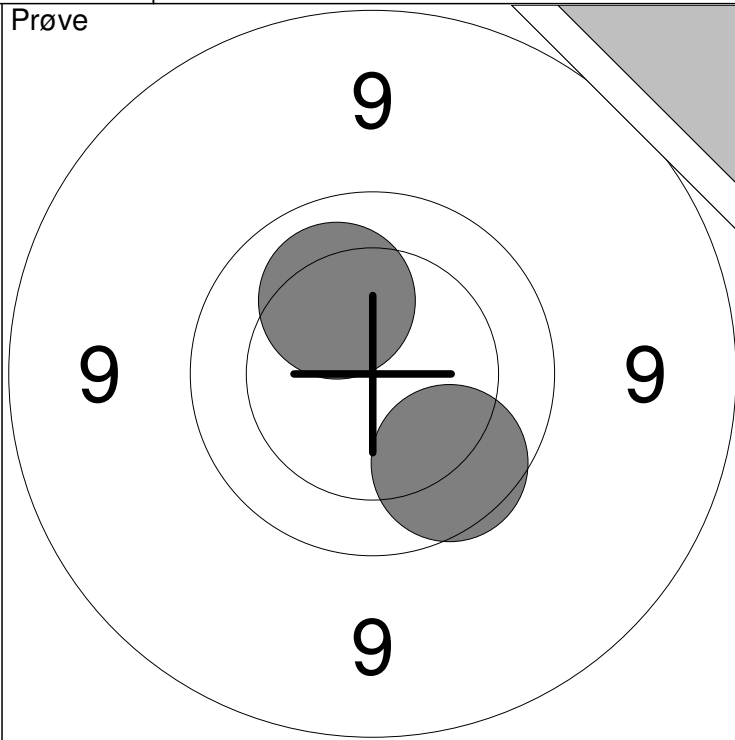
D.F.B. Aalborg

V3

Prøve



Prøve



1: 9.8 ↘
2: *10.5 ↗
3: 10.3 ↗
4: 9.9 →
5: 10.1 ↘

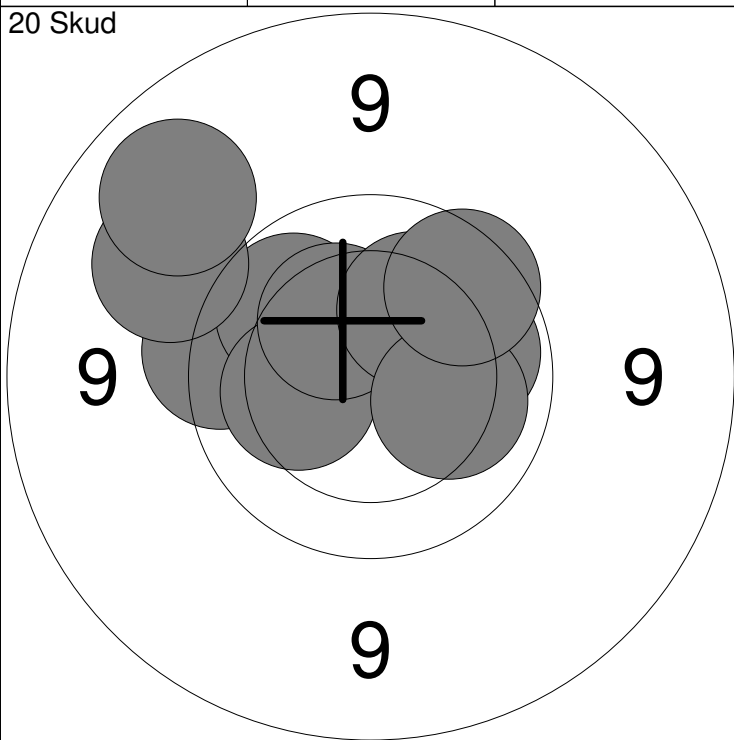
6: 9.8 ↘
7: 9.5 ↘
8: 10.4 ↙
9: 10.3 ↘
10: 9.8 ↘

Serie	95.0
Total	0.0

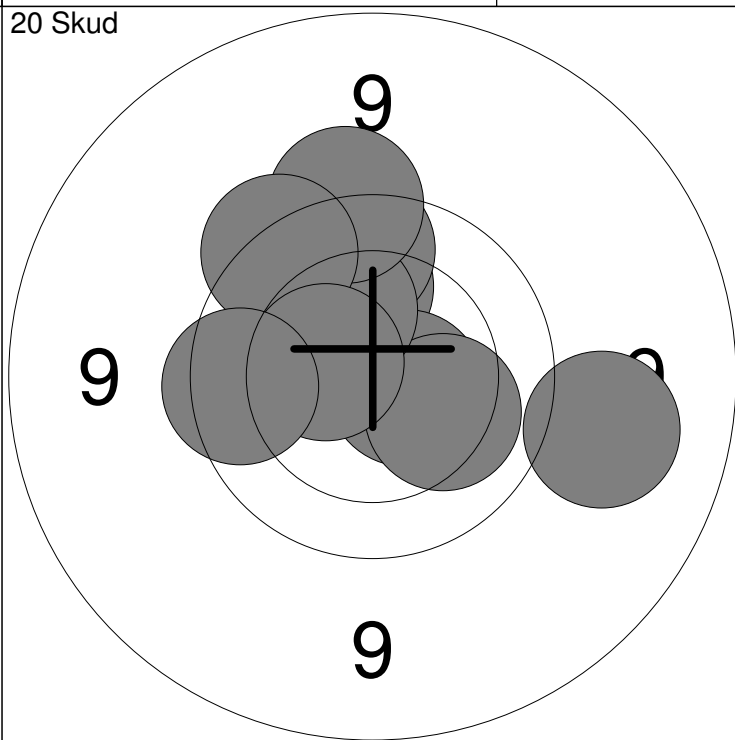
11: 9.9 ↘
12: 10.2 ↗

Serie	19.0
Total	0.0

20 Skud



20 Skud



1: 9.7 ←
2: 10.0 ↗
3: 10.2 ←
4: 9.3 ↗
5: 10.3 ↗

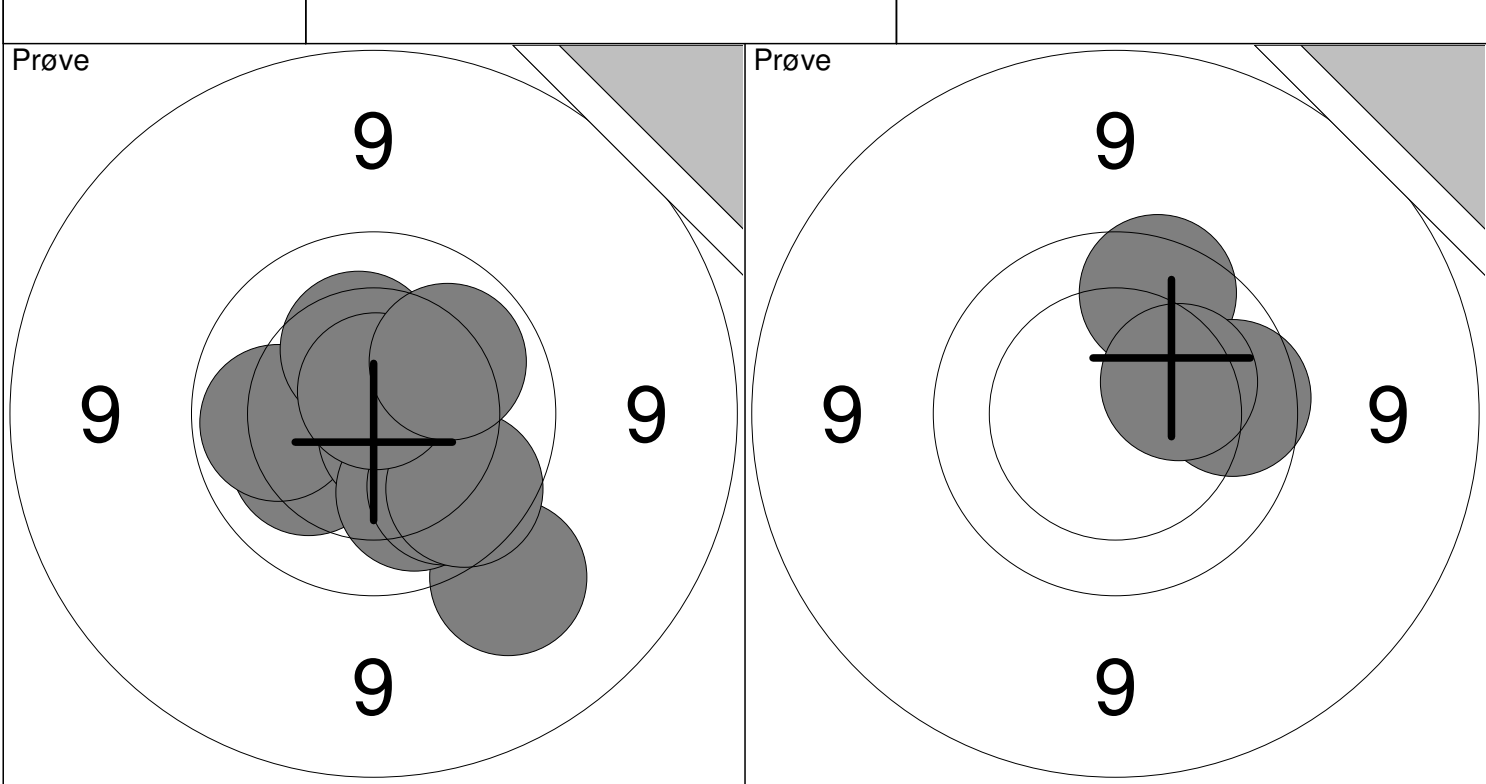
6: 10.0 →
7: 10.2 ↗
8: 9.1 ↗
9: 10.2 →
10: 9.8 ↗

Serie	96.0
Total	96.0

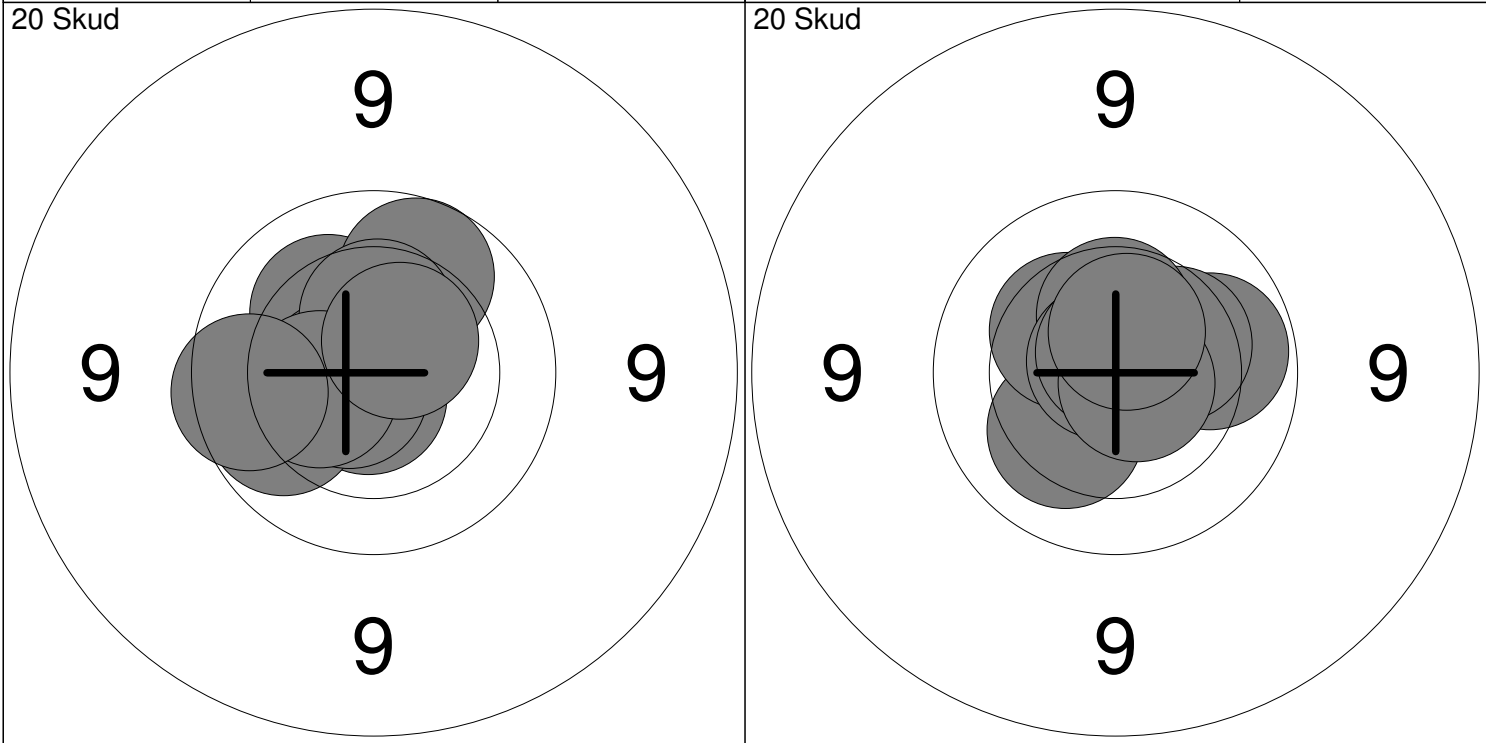
11: 10.1 ↑
12: *10.6 →
13: 10.2 →
14: 9.8 ↑
15: 10.2 ↗

16: 9.6 ↑
17: 9.7 ↗
18: 10.5 ←
19: 9.8 ←
20: 9.2 →

Serie	95.0
Total	191.0



1: 9.4 ↘	6: 10.0 ↘	Serie	98.0	11: 9.8 ↗	Serie	28.0
2: 10.2 ↙	7: 9.9 ↘			12: 9.9 →		
3: 10.0 ←	8: 10.3 ↗	Total	0.0	13: 10.3 ↗	Total	0.0
4: *10.7 ↘	9: *10.7 ↗					
5: 10.1 ↘	10: 10.1 ↗					

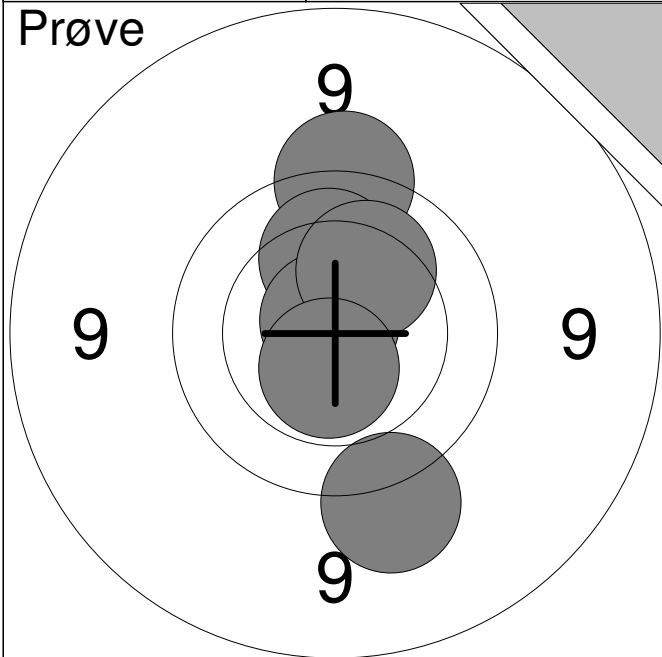


1: *10.7 ↓	6: *10.7 ↙	Serie	98.0	11: *10.7 ↗	16: 10.4 ↗	Serie	100.0
2: 10.2 ↗	7: 10.4 ↗			12: 10.0 →	17: *10.8 ↙		
3: 9.9 ↗	8: 10.4 ←	Total	98.0	13: 10.2 ↙	18: *10.8 ↗	Total	198.0
4: *10.6 ←	9: *10.6 ↗			14: 10.3 ↗	19: *10.7 ↘		
5: 10.0 ↙	10: 9.8 ←						
				15: 10.3 ↙	20: *10.5 ↗		

Hold
15Skive
3**Lars Jakobsen**

Vilsted Skf.

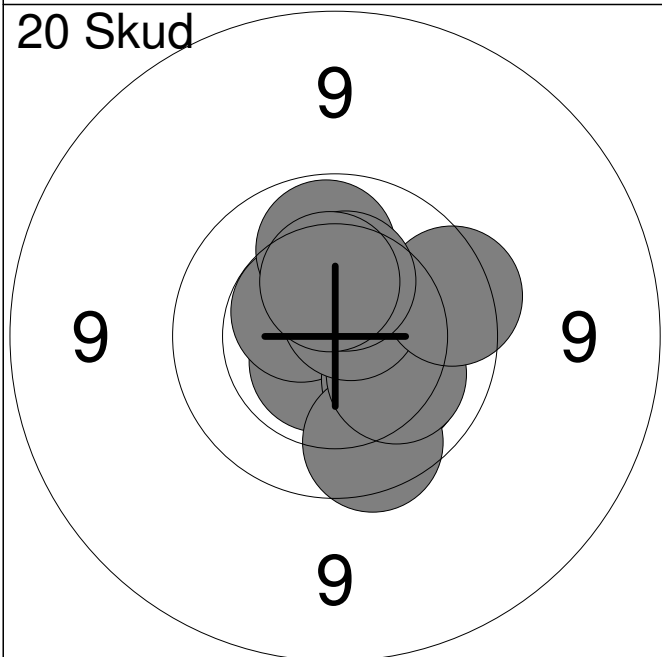
ÅK1

Prøve

1:	9.4	↓
2:	9.6	↑
3:	10.1	↑
4:	*10.8	↖
5:	10.2	↗
6:	*10.6	↓

Serie 58.0

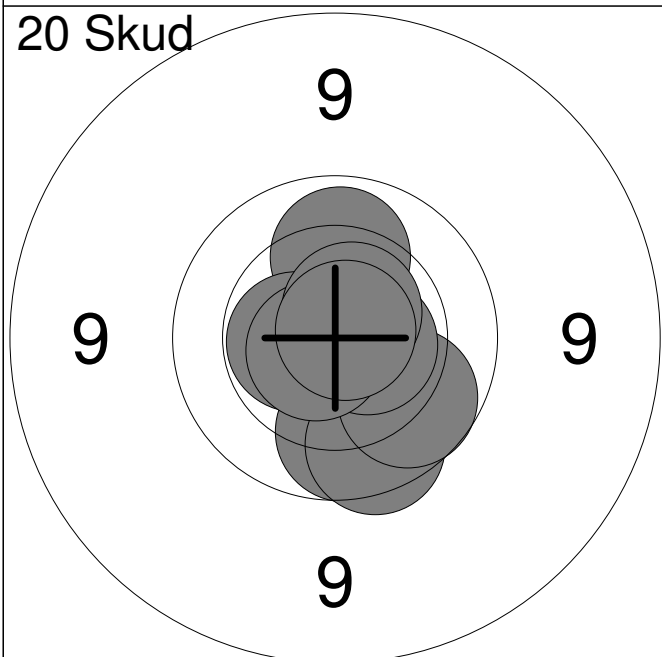
Total 0.0

20 Skud

1:	*10.6	↙
2:	*10.5	↗
3:	10.2	↘
4:	10.0	↑
5:	9.8	↓
6:	10.2	↘
7:	*10.6	↗
8:	9.8	→
9:	10.3	↑
10:	10.4	↑

Serie 98.0

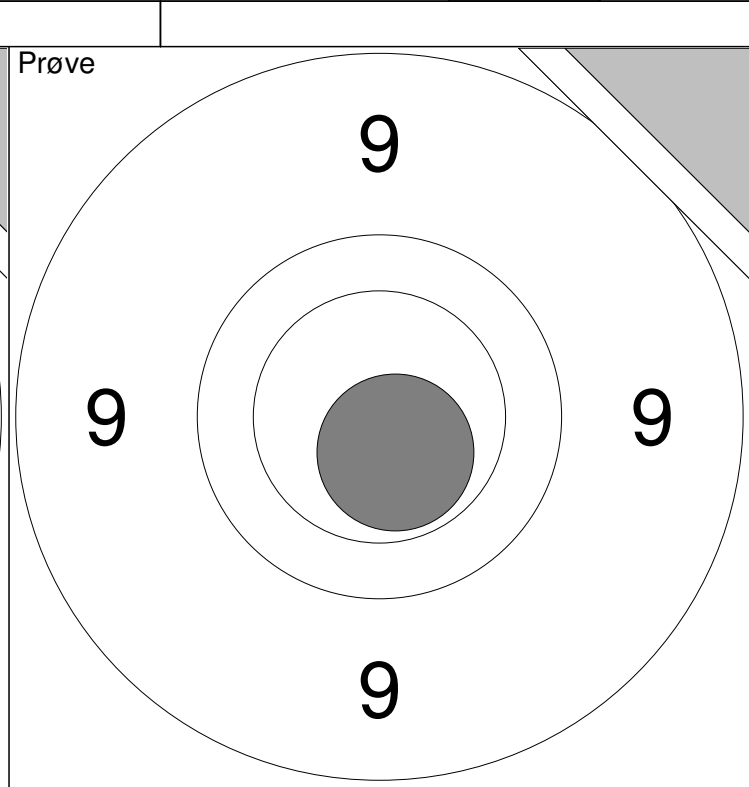
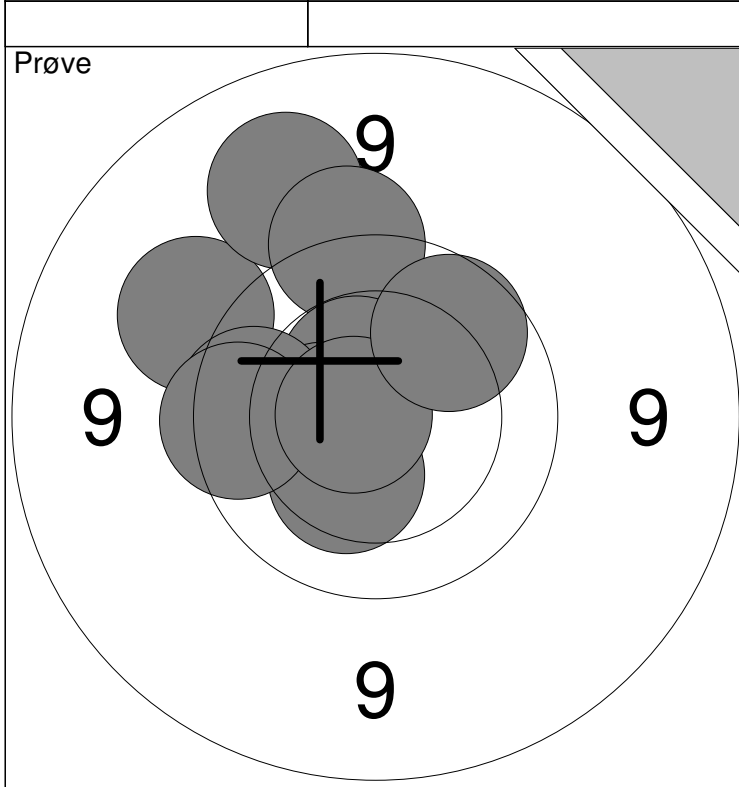
Total 98.0

20 Skud

11:	*10.7	↗
12:	9.9	↓
13:	9.8	↓
14:	10.1	↑
15:	9.9	↘
16:	*10.6	→
17:	*10.5	←
18:	*10.7	↙
19:	*10.6	↗
20:	*10.8	↗

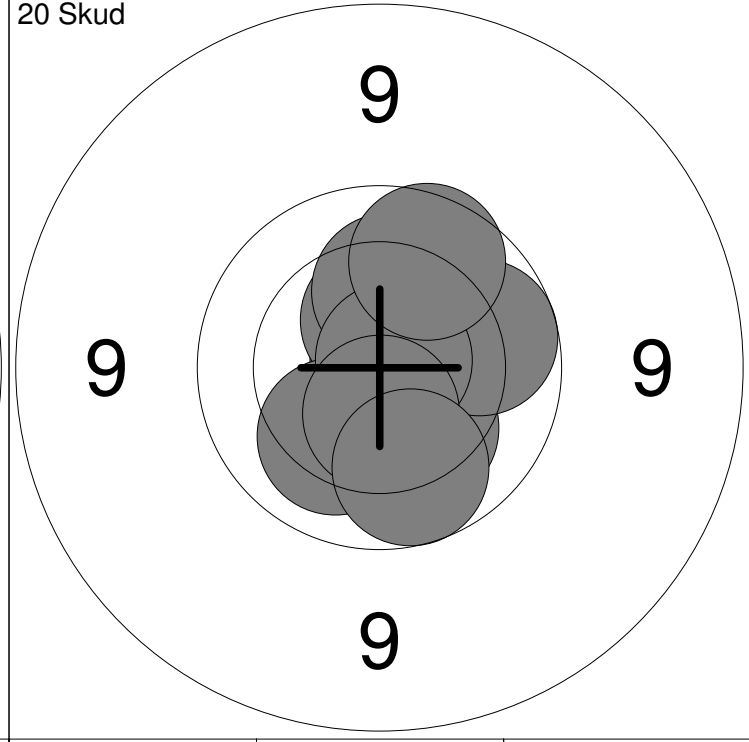
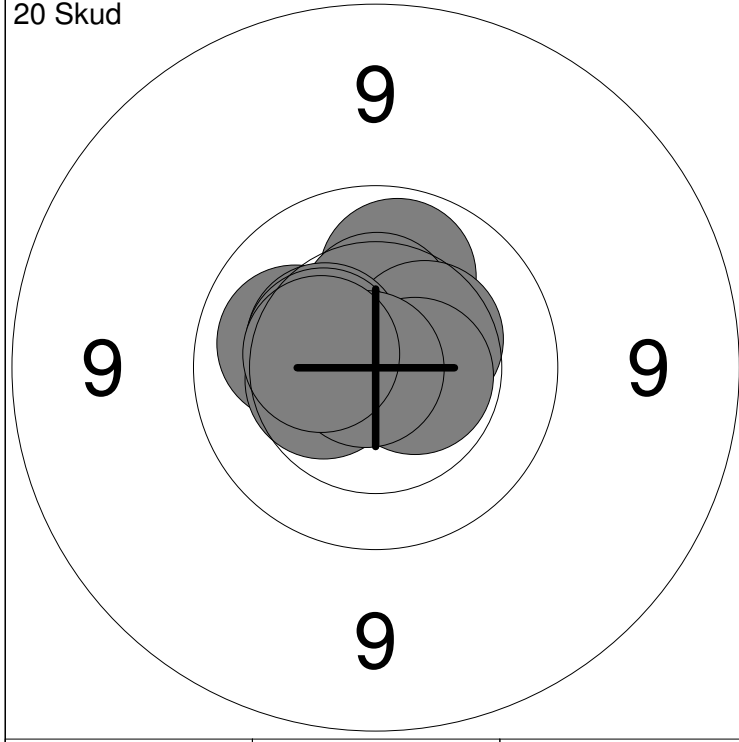
Serie 97.0

Total 195.0



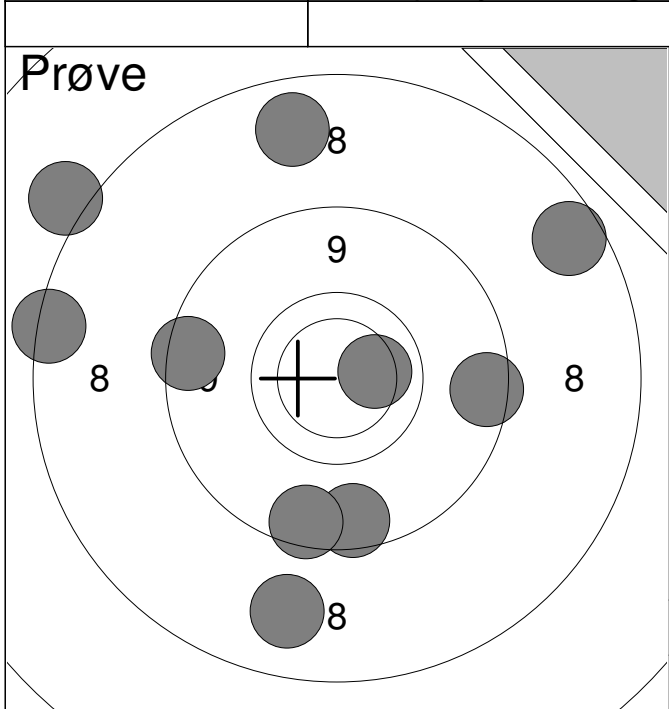
1: 9.4 ↖	6: 10.3 ↘	Serie	94.0
2: 9.2 ↗	7: 9.8 ←		
3: 9.6 ↗	8: 9.8 ←	Total	0.0
4: *10.5 ↗	9: *10.7 ←		
5: 10.5 ←	10: 9.9 ↗		

11: *10.6 ↘	Serie	10.0
	Total	0.0

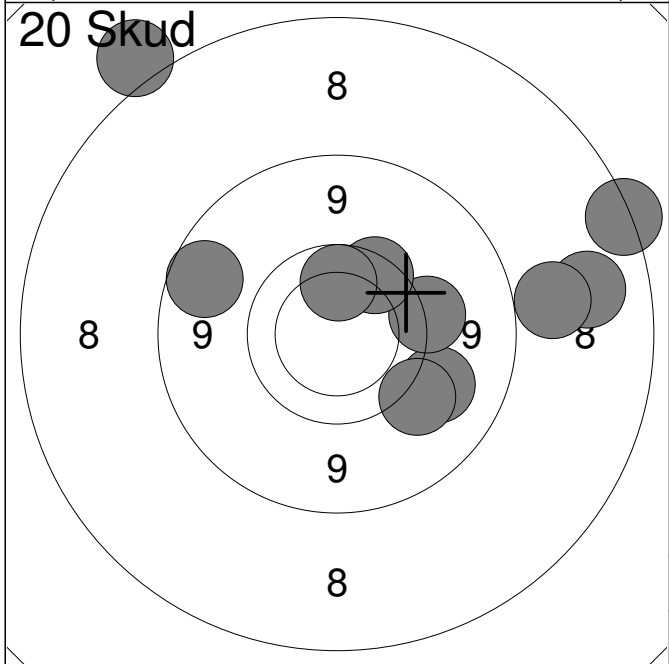


1: 10.1 ←	6: 10.4 ←	Serie	100.0
2: 10.0 ↗	7: *10.6 →		
3: 10.4 ↗	8: 10.4 ←	Total	100.0
4: 10.4 ↗	9: *10.9 ←		
5: 10.4 ↖	10: 10.4 ←		

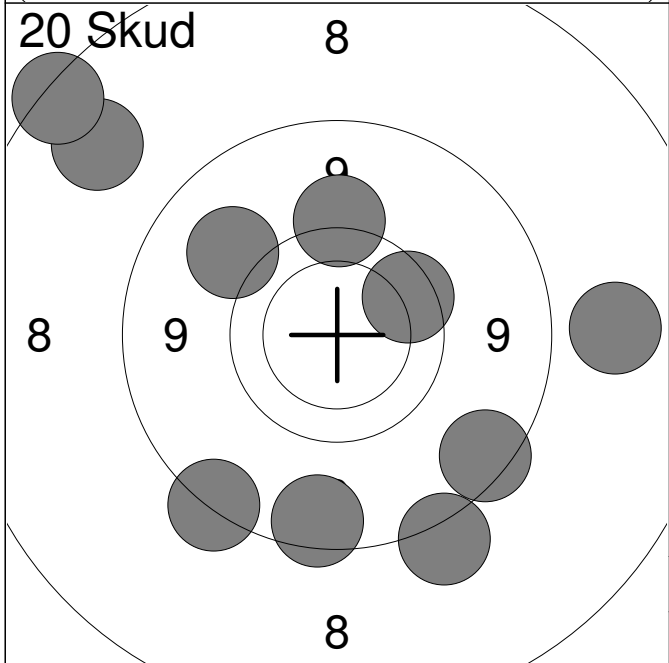
11: *10.8 ↗	16: 9.9 →	Serie	97.0
12: 10.5 ↗	17: *10.8 ↗		
13: 10.2 ↘	18: 9.9 ↗	Total	197.0
14: 10.2 ↘	19: *10.5 ↘		
15: 10.2 ↗	20: 9.9 ↘		



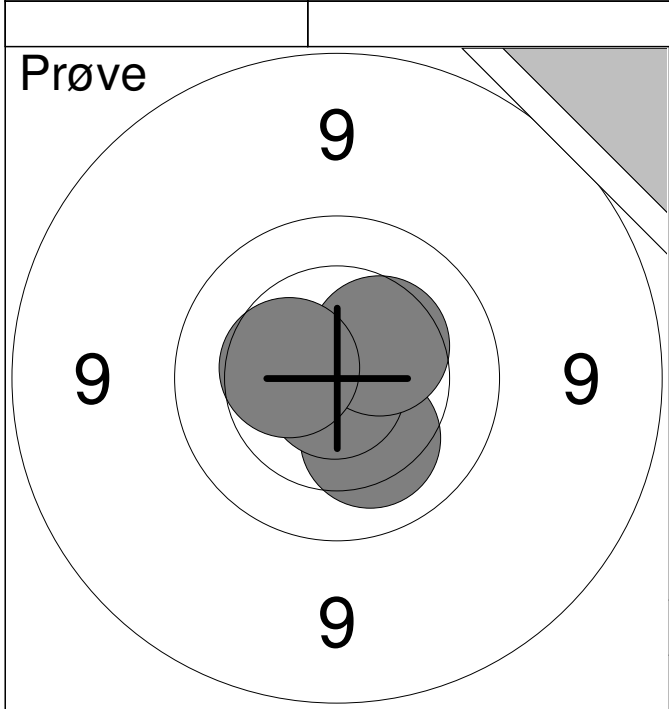
1:	8.9	↓
2:	8.1	↑
3:	8.9	↓
4:	8.2	↓
5:	8.8	→
6:	7.9	↗
7:	8.8	←
8:	7.8	←
9:	7.5	↗
10:	10.2	→
Serie		79.0
Total		0.0



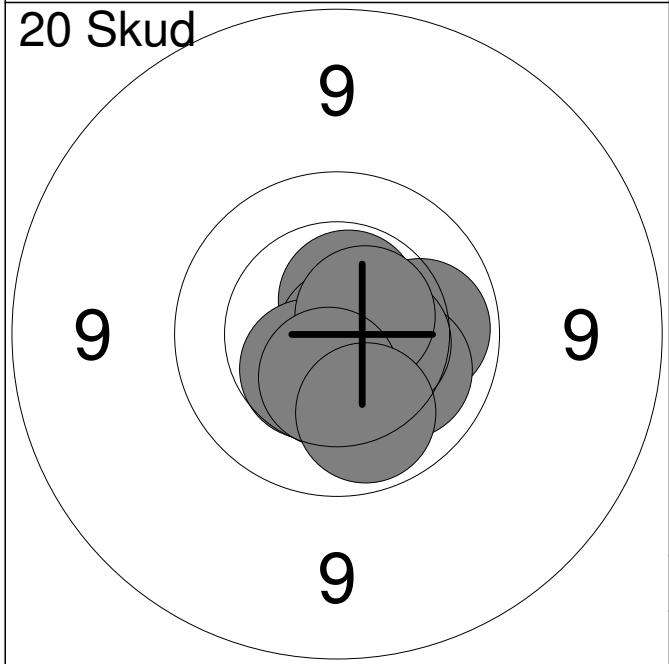
1:	9.3	↘
2:	7.7	→
3:	9.4	↓
4:	7.5	↗
5:	8.1	→
6:	9.5	→
7:	8.4	→
8:	8.9	←
9:	9.7	↗
10:	9.9	↑
Serie		83.0
Total		83.0



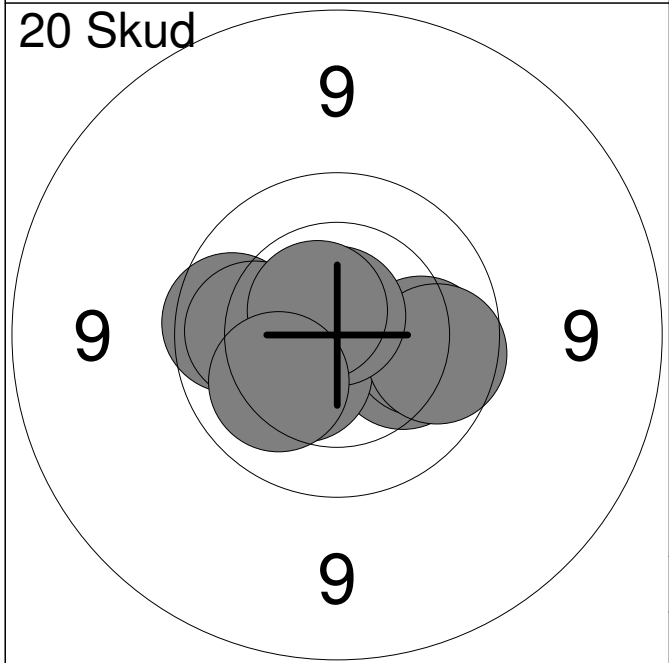
11:	9.5	↑
12:	9.3	↗
13:	9.8	→
14:	8.1	↗
15:	8.8	↓
16:	8.6	↓
17:	8.8	↓
18:	8.7	↙
19:	7.8	↗
20:	8.3	→
Serie		82.0
Total		165.0



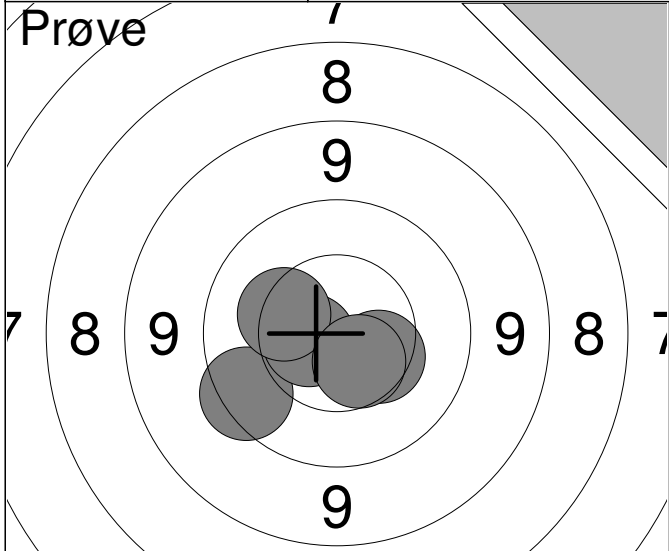
1:	10.2	↘
2:	*10.8	↘
3:	10.4	↗
4:	10.4	↖
Serie		40.0
Total		0.0



1:	*10.6	↗
2:	10.4	↘
3:	*10.8	→
4:	10.1	→
5:	10.5	↙
6:	10.2	↘
7:	10.5	→
8:	*10.6	↗
9:	10.5	↘
10:	10.0	↘
Serie		100.0
Total		100.0

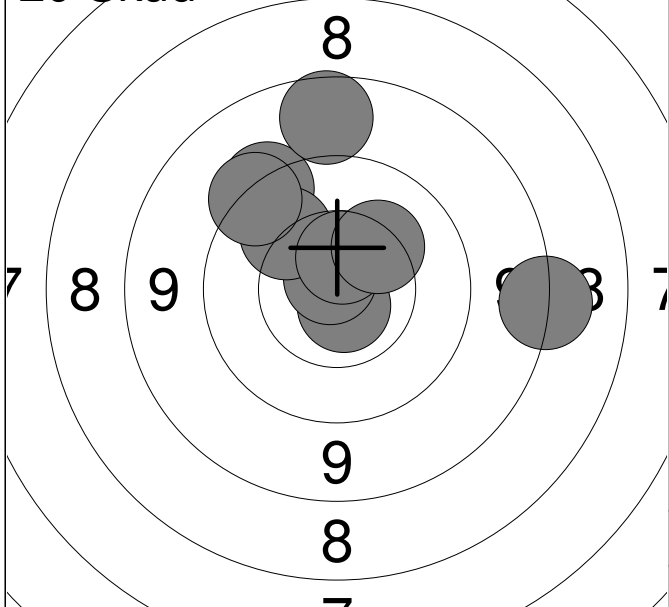


11:	10.2	→
12:	10.0	→
13:	10.4	↙
14:	9.9	→
15:	9.9	↖
16:	10.4	↖
17:	10.1	↖
18:	*10.7	↗
19:	*10.6	↗
20:	10.1	↙
Serie		98.0
Total		198.0

<p>Prøve</p> 	<table style="width:100%; border-collapse: collapse;"> <tr><td style="width:10%;">1:</td><td style="width:15%;">10.4</td><td style="width:10%; text-align: right;">↘</td></tr> <tr><td>2:</td><td>9.7</td><td style="text-align: right;">↙</td></tr> <tr><td>3:</td><td>*10.6</td><td style="text-align: right;">↙</td></tr> <tr><td>4:</td><td>10.3</td><td style="text-align: right;">↗</td></tr> <tr><td>5:</td><td>10.5</td><td style="text-align: right;">↘</td></tr> </table>	1:	10.4	↘	2:	9.7	↙	3:	*10.6	↙	4:	10.3	↗	5:	10.5	↘
1:	10.4	↘														
2:	9.7	↙														
3:	*10.6	↙														
4:	10.3	↗														
5:	10.5	↘														

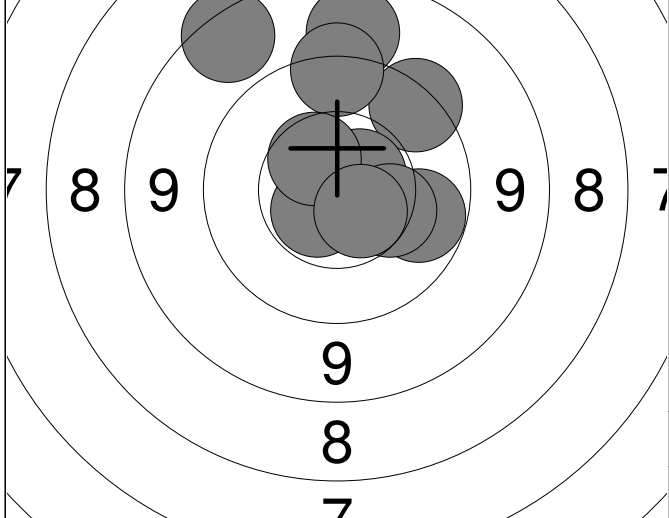
Serie	49.0
-------	------

Total	0.0
-------	-----

<p>20 Skud</p> 	<table style="width:100%; border-collapse: collapse;"> <tr><td style="width:10%;">1:</td><td style="width:15%;">9.5</td><td style="width:10%; text-align: right;">↗</td></tr> <tr><td>2:</td><td>*10.7</td><td style="text-align: right;">↑</td></tr> <tr><td>3:</td><td>8.9</td><td style="text-align: right;">↑</td></tr> <tr><td>4:</td><td>*10.7</td><td style="text-align: right;">↘</td></tr> <tr><td>5:</td><td>*10.8</td><td style="text-align: right;">↗</td></tr> <tr><td>6:</td><td>10.1</td><td style="text-align: right;">↗</td></tr> <tr><td>7:</td><td>9.5</td><td style="text-align: right;">↗</td></tr> <tr><td>8:</td><td>10.6</td><td style="text-align: right;">↑</td></tr> <tr><td>9:</td><td>8.4</td><td style="text-align: right;">→</td></tr> <tr><td>10:</td><td>10.3</td><td style="text-align: right;">↗</td></tr> </table>	1:	9.5	↗	2:	*10.7	↑	3:	8.9	↑	4:	*10.7	↘	5:	*10.8	↗	6:	10.1	↗	7:	9.5	↗	8:	10.6	↑	9:	8.4	→	10:	10.3	↗
1:	9.5	↗																													
2:	*10.7	↑																													
3:	8.9	↑																													
4:	*10.7	↘																													
5:	*10.8	↗																													
6:	10.1	↗																													
7:	9.5	↗																													
8:	10.6	↑																													
9:	8.4	→																													
10:	10.3	↗																													

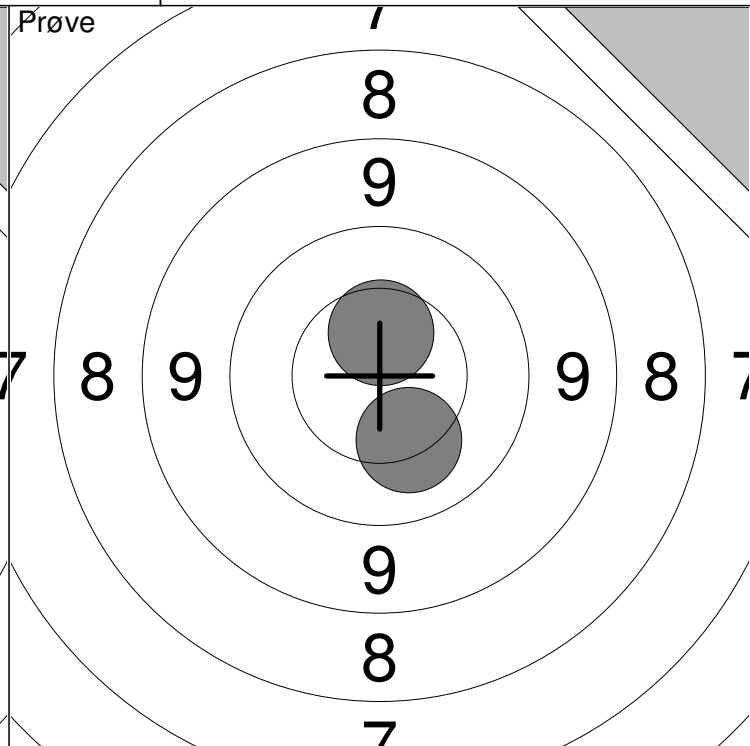
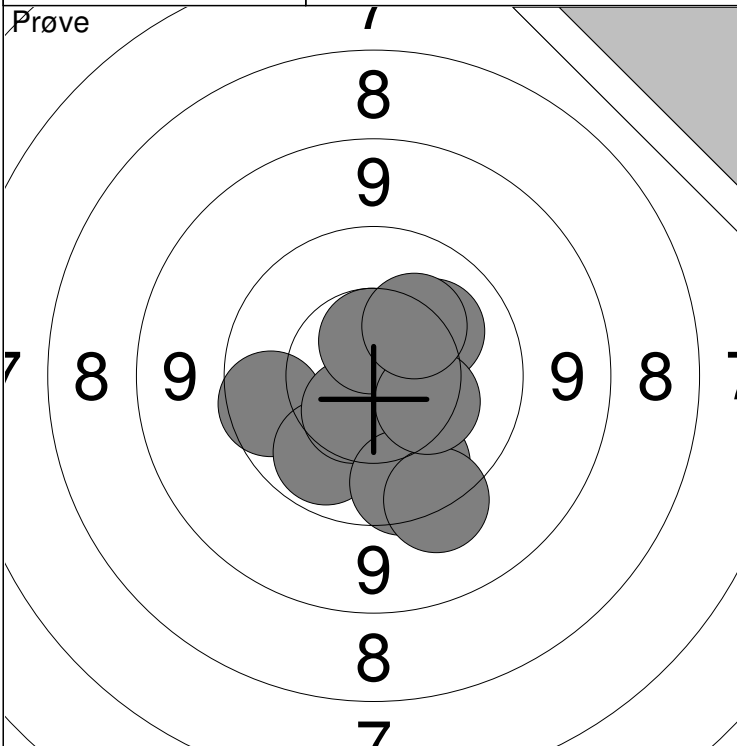
Serie	94.0
-------	------

Total	94.0
-------	------

<p>20 Skud</p> 	<table style="width:100%; border-collapse: collapse;"> <tr><td style="width:10%;">11:</td><td style="width:15%;">8.7</td><td style="width:10%; text-align: right;">↗</td></tr> <tr><td>12:</td><td>9.6</td><td style="text-align: right;">↗</td></tr> <tr><td>13:</td><td>9.0</td><td style="text-align: right;">↑</td></tr> <tr><td>14:</td><td>10.0</td><td style="text-align: right;">→</td></tr> <tr><td>15:</td><td>9.5</td><td style="text-align: right;">↑</td></tr> <tr><td>16:</td><td>*10.6</td><td style="text-align: right;">↗</td></tr> <tr><td>17:</td><td>*10.6</td><td style="text-align: right;">↙</td></tr> <tr><td>18:</td><td>10.3</td><td style="text-align: right;">→</td></tr> <tr><td>19:</td><td>10.5</td><td style="text-align: right;">↗</td></tr> <tr><td>20:</td><td>10.6</td><td style="text-align: right;">↘</td></tr> </table>	11:	8.7	↗	12:	9.6	↗	13:	9.0	↑	14:	10.0	→	15:	9.5	↑	16:	*10.6	↗	17:	*10.6	↙	18:	10.3	→	19:	10.5	↗	20:	10.6	↘
11:	8.7	↗																													
12:	9.6	↗																													
13:	9.0	↑																													
14:	10.0	→																													
15:	9.5	↑																													
16:	*10.6	↗																													
17:	*10.6	↙																													
18:	10.3	→																													
19:	10.5	↗																													
20:	10.6	↘																													

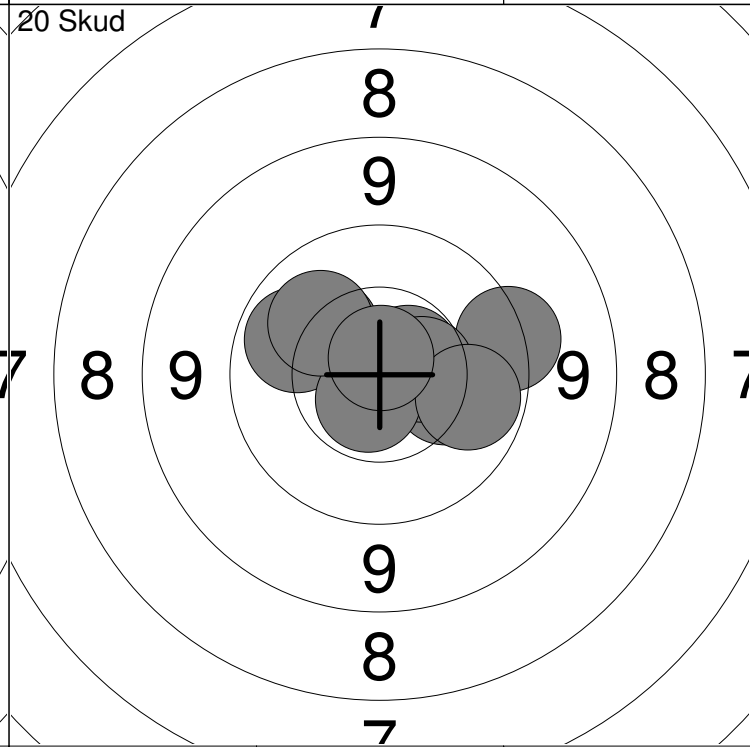
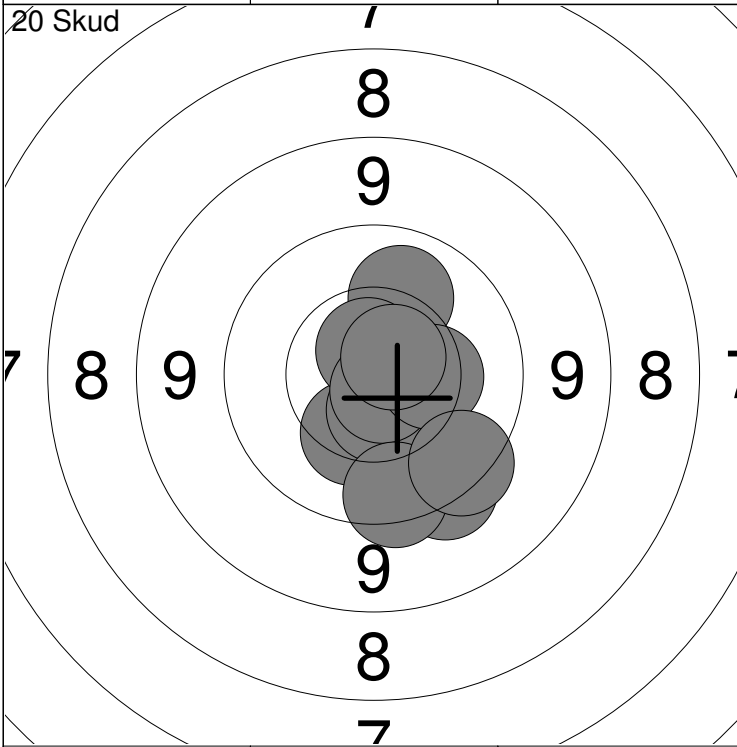
Serie	95.0
-------	------

Total	189.0
-------	-------



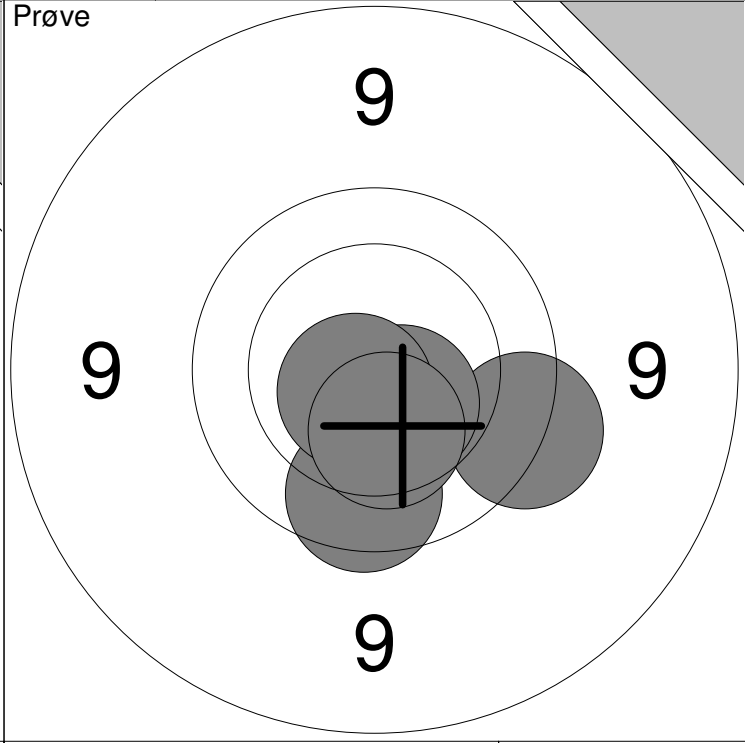
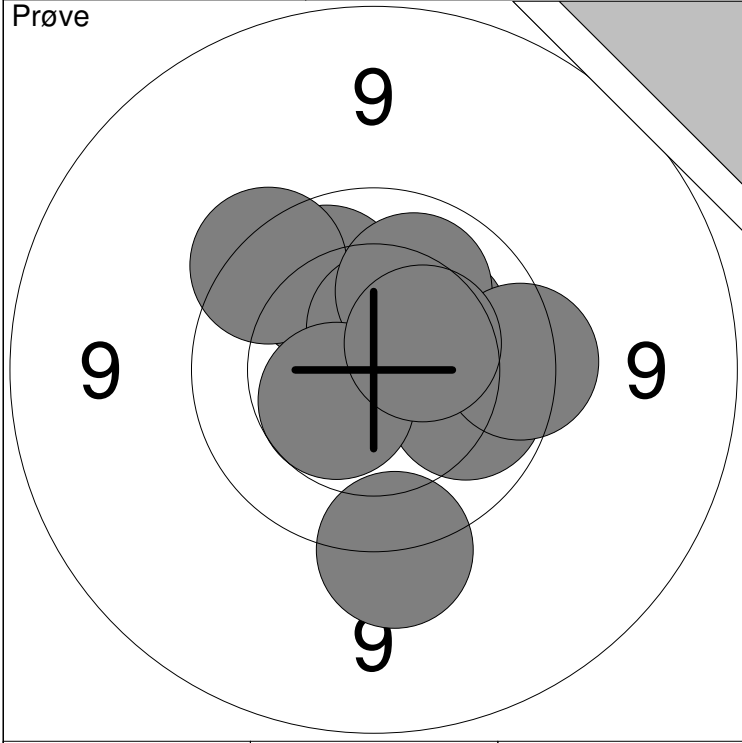
1: 9.8 ←	6: 9.8 ↓	Serie	96.0
2: 9.9 ↓	7: 10.2 ↗		
3: 10.0 ↓	8: 9.5 ↓	Total	0.0
4: 10.5 ↓	9: 10.3 ↘		
5: *10.6 ↑	10: 10.3 ↗		

11: 10.2 ↓	Serie	20.0
12: 10.5 ↑		
Total		0.0



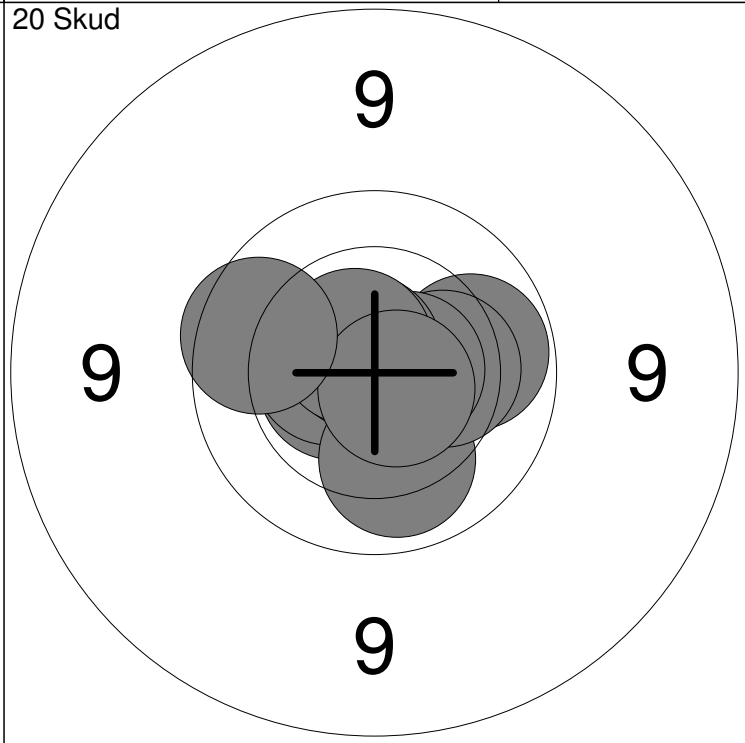
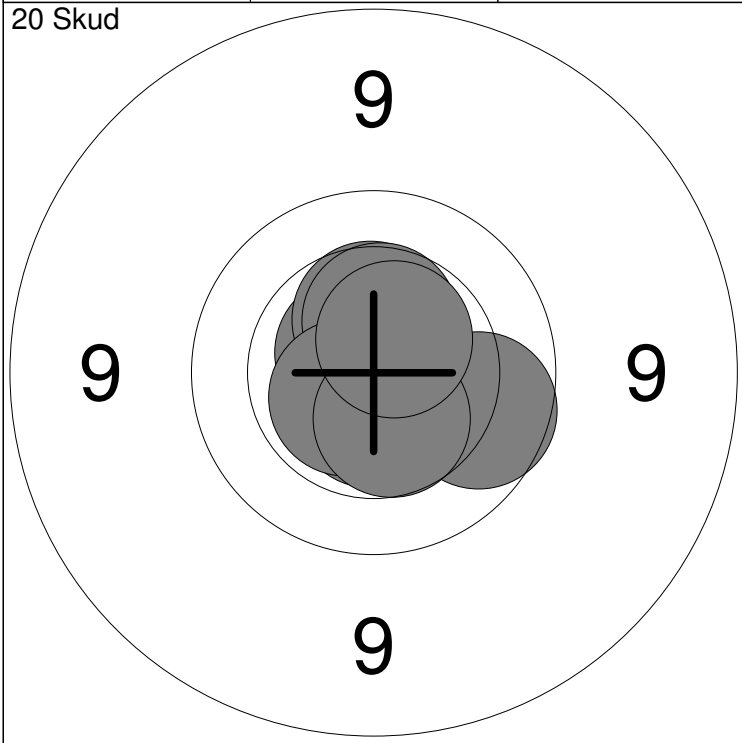
1: 10.3 ↓	6: 9.5 ↓	Serie	97.0
2: 10.1 ↑	7: 9.7 ↓		
3: *10.7 ↑	8: 10.4 →	Total	97.0
4: 10.6 ↓	9: 9.6 ↓		
5: *10.8 ↓	10: *10.7 ↗		

11: 9.5 →	16: 10.0 ←	Serie	99.0
12: 10.2 →	17: *10.7 ↓		
13: 10.2 ↖	18: 10.1 ↖	Total	196.0
14: *10.6 ↗	19: 10.0 →		
15: 10.5 →	20: *10.8 ↑		



1: 10.0 ↗	6: 10.0 →	Serie	97.0
2: 9.7 ↗	7: 9.7 →		
3: 10.3 ↗	8: 10.5 ↘	Total	0.0
4: *10.5 ↑	9: 9.5 ↓		
5: 10.1 ↗	10: 10.4 ↗		

11: 9.6 →	Serie	48.0
12: *10.5 ↓		
13: 9.8 ↓	Total	0.0
14: *10.7 ↘		
15: 10.4 ↓		



1: *10.7 ↗	6: *10.6 ↓	Serie	99.0
2: *10.7 ↓	7: *10.6 ↘		
3: 10.4 ↑	8: 9.9 →	Total	99.0
4: 10.4 ↑	9: 10.5 ↓		
5: *10.8 ↓	10: *10.6 ↗		

11: *10.6 ←	16: *10.6 →	Serie	99.0
12: 10.0 →	17: *10.7 ↗		
13: *10.5 ←	18: *10.6 ↗	Total	198.0
14: 10.1 ↓	19: *10.7 ↓		
15: 10.3 →	20: 9.9 ←		

<p>Prøve</p>	<table style="width:100%; border-collapse: collapse;"> <tr><td style="width:10%;">1:</td><td style="width:15%;">9.9</td><td style="width:10%; text-align: center;">↓</td></tr> <tr><td>2:</td><td>10.2</td><td style="text-align: center;">↙</td></tr> <tr><td>3:</td><td>9.9</td><td style="text-align: center;">↓</td></tr> <tr><td>4:</td><td>*10.7</td><td style="text-align: center;">↓</td></tr> <tr><td>5:</td><td>10.1</td><td style="text-align: center;">↙</td></tr> <tr><td>6:</td><td>*10.6</td><td style="text-align: center;">↓</td></tr> <tr><td>7:</td><td>*10.9</td><td style="text-align: center;">↘</td></tr> </table>	1:	9.9	↓	2:	10.2	↙	3:	9.9	↓	4:	*10.7	↓	5:	10.1	↙	6:	*10.6	↓	7:	*10.9	↘
1:	9.9	↓																				
2:	10.2	↙																				
3:	9.9	↓																				
4:	*10.7	↓																				
5:	10.1	↙																				
6:	*10.6	↓																				
7:	*10.9	↘																				
<table style="width:100%; border-collapse: collapse;"> <tr> <td style="width:45%;">Serie</td> <td style="width:55%; text-align: right;">68.0</td> </tr> <tr> <td>Total</td> <td style="text-align: right;">0.0</td> </tr> </table>		Serie	68.0	Total	0.0																	
Serie	68.0																					
Total	0.0																					

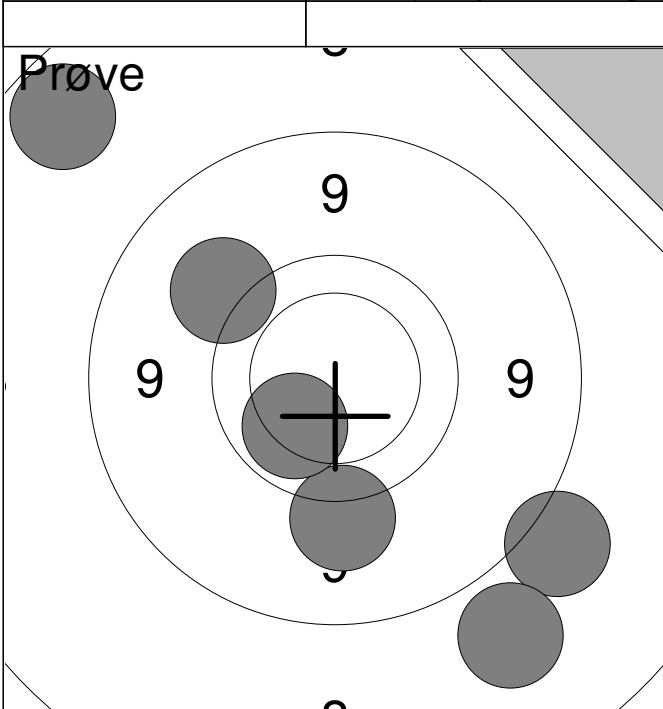
<p>20 Skud</p>	<table style="width:100%; border-collapse: collapse;"> <tr><td style="width:10%;">1:</td><td style="width:15%;">10.3</td><td style="width:10%; text-align: center;">↓</td></tr> <tr><td>2:</td><td>*10.7</td><td style="text-align: center;">→</td></tr> <tr><td>3:</td><td>*10.9</td><td style="text-align: center;">→</td></tr> <tr><td>4:</td><td>*10.8</td><td style="text-align: center;">→</td></tr> <tr><td>5:</td><td>*10.7</td><td style="text-align: center;">→</td></tr> <tr><td>6:</td><td>*10.8</td><td style="text-align: center;">↗</td></tr> <tr><td>7:</td><td>10.4</td><td style="text-align: center;">→</td></tr> <tr><td>8:</td><td>10.4</td><td style="text-align: center;">↓</td></tr> <tr><td>9:</td><td>*10.7</td><td style="text-align: center;">↖</td></tr> <tr><td>10:</td><td>10.3</td><td style="text-align: center;">←</td></tr> </table>	1:	10.3	↓	2:	*10.7	→	3:	*10.9	→	4:	*10.8	→	5:	*10.7	→	6:	*10.8	↗	7:	10.4	→	8:	10.4	↓	9:	*10.7	↖	10:	10.3	←
1:	10.3	↓																													
2:	*10.7	→																													
3:	*10.9	→																													
4:	*10.8	→																													
5:	*10.7	→																													
6:	*10.8	↗																													
7:	10.4	→																													
8:	10.4	↓																													
9:	*10.7	↖																													
10:	10.3	←																													
<table style="width:100%; border-collapse: collapse;"> <tr> <td style="width:45%;">Serie</td> <td style="width:55%; text-align: right;">100.0</td> </tr> <tr> <td>Total</td> <td style="text-align: right;">100.0</td> </tr> </table>		Serie	100.0	Total	100.0																										
Serie	100.0																														
Total	100.0																														

<p>20 Skud</p>	<table style="width:100%; border-collapse: collapse;"> <tr><td style="width:10%;">11:</td><td style="width:15%;">*10.7</td><td style="width:10%; text-align: center;">↘</td></tr> <tr><td>12:</td><td>*10.5</td><td style="text-align: center;">←</td></tr> <tr><td>13:</td><td>*10.6</td><td style="text-align: center;">↓</td></tr> <tr><td>14:</td><td>10.3</td><td style="text-align: center;">↙</td></tr> <tr><td>15:</td><td>*10.6</td><td style="text-align: center;">↗</td></tr> <tr><td>16:</td><td>10.3</td><td style="text-align: center;">↗</td></tr> <tr><td>17:</td><td>*10.7</td><td style="text-align: center;">↙</td></tr> <tr><td>18:</td><td>10.4</td><td style="text-align: center;">↓</td></tr> <tr><td>19:</td><td>*10.6</td><td style="text-align: center;">←</td></tr> <tr><td>20:</td><td>*10.8</td><td style="text-align: center;">↙</td></tr> </table>	11:	*10.7	↘	12:	*10.5	←	13:	*10.6	↓	14:	10.3	↙	15:	*10.6	↗	16:	10.3	↗	17:	*10.7	↙	18:	10.4	↓	19:	*10.6	←	20:	*10.8	↙
11:	*10.7	↘																													
12:	*10.5	←																													
13:	*10.6	↓																													
14:	10.3	↙																													
15:	*10.6	↗																													
16:	10.3	↗																													
17:	*10.7	↙																													
18:	10.4	↓																													
19:	*10.6	←																													
20:	*10.8	↙																													
<table style="width:100%; border-collapse: collapse;"> <tr> <td style="width:45%;">Serie</td> <td style="width:55%; text-align: right;">100.0</td> </tr> <tr> <td>Total</td> <td style="text-align: right;">200.0</td> </tr> </table>		Serie	100.0	Total	200.0																										
Serie	100.0																														
Total	200.0																														

<p>Prøve</p>	<table style="width:100%; border-collapse: collapse;"> <tr><td style="width:10%;">1:</td><td style="width:15%;">10.2</td><td style="width:10%; text-align: center;">←</td></tr> <tr><td>2:</td><td>9.8</td><td style="text-align: center;">↑</td></tr> <tr><td>3:</td><td>10.1</td><td style="text-align: center;">↗</td></tr> <tr><td>4:</td><td>10.0</td><td style="text-align: center;">←</td></tr> <tr><td>5:</td><td>*10.8</td><td style="text-align: center;">↗</td></tr> <tr><td>6:</td><td>*10.8</td><td style="text-align: center;">←</td></tr> <tr><td>7:</td><td>10.4</td><td style="text-align: center;">↗</td></tr> </table>	1:	10.2	←	2:	9.8	↑	3:	10.1	↗	4:	10.0	←	5:	*10.8	↗	6:	*10.8	←	7:	10.4	↗
1:	10.2	←																				
2:	9.8	↑																				
3:	10.1	↗																				
4:	10.0	←																				
5:	*10.8	↗																				
6:	*10.8	←																				
7:	10.4	↗																				
<table style="width:100%; border-collapse: collapse;"> <tr> <td style="width:45%;">Serie</td> <td style="width:55%; text-align: right;">69.0</td> </tr> <tr> <td>Total</td> <td style="text-align: right;">0.0</td> </tr> </table>		Serie	69.0	Total	0.0																	
Serie	69.0																					
Total	0.0																					

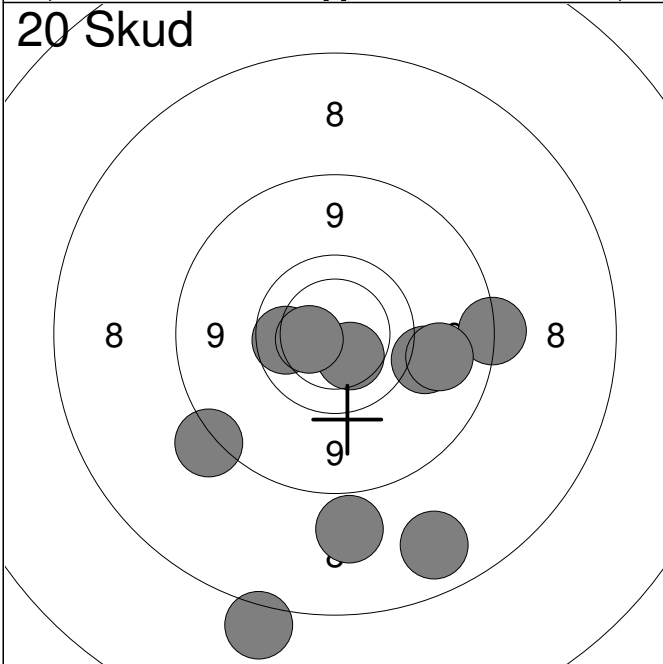
<p>20 Skud</p>	<table style="width:100%; border-collapse: collapse;"> <tr><td style="width:10%;">1:</td><td style="width:15%;">*10.5</td><td style="width:10%; text-align: center;">↓</td></tr> <tr><td>2:</td><td>10.2</td><td style="text-align: center;">←</td></tr> <tr><td>3:</td><td>10.2</td><td style="text-align: center;">↓</td></tr> <tr><td>4:</td><td>9.6</td><td style="text-align: center;">↖</td></tr> <tr><td>5:</td><td>10.5</td><td style="text-align: center;">↑</td></tr> <tr><td>6:</td><td>10.4</td><td style="text-align: center;">↗</td></tr> <tr><td>7:</td><td>10.3</td><td style="text-align: center;">↑</td></tr> <tr><td>8:</td><td>10.3</td><td style="text-align: center;">→</td></tr> <tr><td>9:</td><td>*10.7</td><td style="text-align: center;">↑</td></tr> <tr><td>10:</td><td>10.2</td><td style="text-align: center;">↗</td></tr> </table>	1:	*10.5	↓	2:	10.2	←	3:	10.2	↓	4:	9.6	↖	5:	10.5	↑	6:	10.4	↗	7:	10.3	↑	8:	10.3	→	9:	*10.7	↑	10:	10.2	↗
1:	*10.5	↓																													
2:	10.2	←																													
3:	10.2	↓																													
4:	9.6	↖																													
5:	10.5	↑																													
6:	10.4	↗																													
7:	10.3	↑																													
8:	10.3	→																													
9:	*10.7	↑																													
10:	10.2	↗																													
<table style="width:100%; border-collapse: collapse;"> <tr> <td style="width:45%;">Serie</td> <td style="width:55%; text-align: right;">99.0</td> </tr> <tr> <td>Total</td> <td style="text-align: right;">99.0</td> </tr> </table>		Serie	99.0	Total	99.0																										
Serie	99.0																														
Total	99.0																														

<p>20 Skud</p>	<table style="width:100%; border-collapse: collapse;"> <tr><td style="width:10%;">11:</td><td style="width:15%;">10.0</td><td style="width:10%; text-align: center;">↗</td></tr> <tr><td>12:</td><td>10.4</td><td style="text-align: center;">→</td></tr> <tr><td>13:</td><td>10.4</td><td style="text-align: center;">↗</td></tr> <tr><td>14:</td><td>10.2</td><td style="text-align: center;">↓</td></tr> <tr><td>15:</td><td>*10.6</td><td style="text-align: center;">→</td></tr> <tr><td>16:</td><td>10.2</td><td style="text-align: center;">↑</td></tr> <tr><td>17:</td><td>10.4</td><td style="text-align: center;">←</td></tr> <tr><td>18:</td><td>*10.7</td><td style="text-align: center;">↘</td></tr> <tr><td>19:</td><td>10.2</td><td style="text-align: center;">↗</td></tr> <tr><td>20:</td><td>*10.6</td><td style="text-align: center;">↓</td></tr> </table>	11:	10.0	↗	12:	10.4	→	13:	10.4	↗	14:	10.2	↓	15:	*10.6	→	16:	10.2	↑	17:	10.4	←	18:	*10.7	↘	19:	10.2	↗	20:	*10.6	↓
11:	10.0	↗																													
12:	10.4	→																													
13:	10.4	↗																													
14:	10.2	↓																													
15:	*10.6	→																													
16:	10.2	↑																													
17:	10.4	←																													
18:	*10.7	↘																													
19:	10.2	↗																													
20:	*10.6	↓																													
<table style="width:100%; border-collapse: collapse;"> <tr> <td style="width:45%;">Serie</td> <td style="width:55%; text-align: right;">100.0</td> </tr> <tr> <td>Total</td> <td style="text-align: right;">199.0</td> </tr> </table>		Serie	100.0	Total	199.0																										
Serie	100.0																														
Total	199.0																														



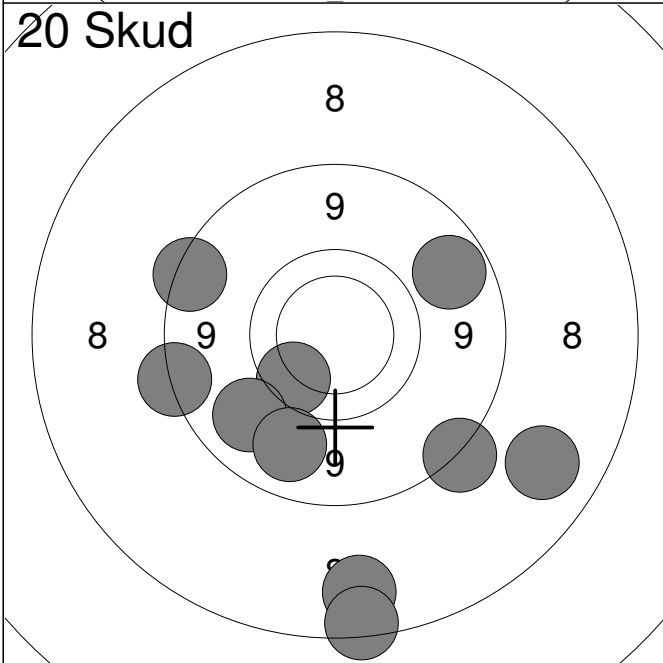
1:	8.5	↘
2:	9.4	↘
3:	8.3	↘
4:	10.1	↖
5:	8.0	↗
6:	9.4	↗

Serie	52.0
Total	0.0



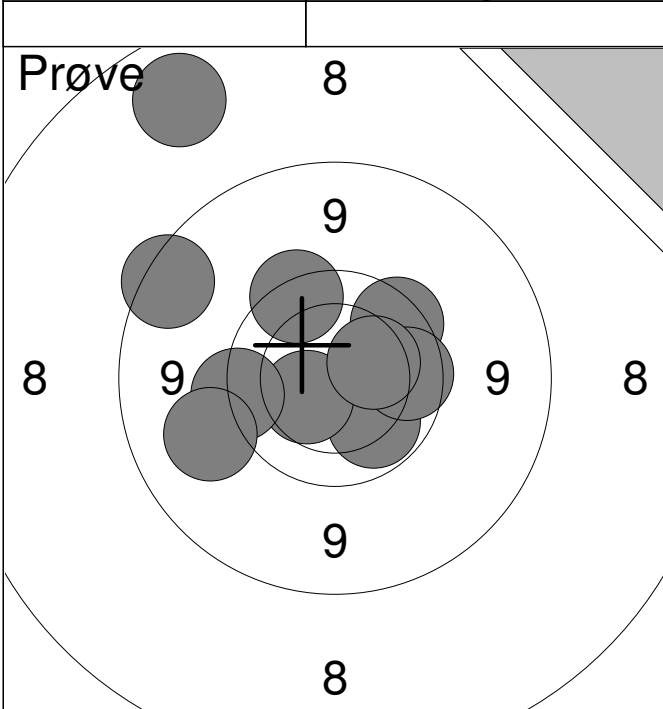
1:	8.1	↘
2:	8.7	→
3:	10.4	↘
4:	7.5	↘
5:	9.9	←
6:	8.6	↖
7:	9.3	→
8:	9.2	→
9:	8.4	↘
10:	10.4	←

Serie	86.0
Total	86.0

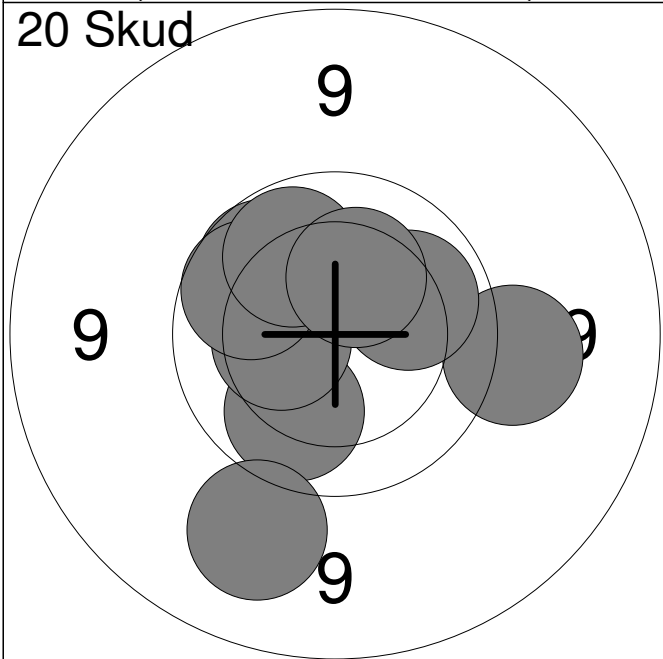


11:	9.0	↗
12:	8.0	↘
13:	8.1	↘
14:	8.7	←
15:	8.8	↗
16:	7.8	↘
17:	9.8	↖
18:	9.2	↖
19:	8.7	↘
20:	9.1	↘

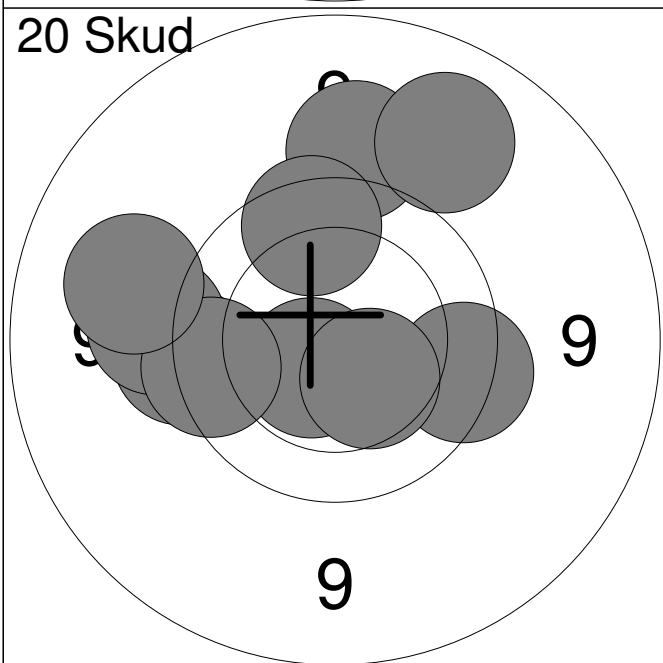
Serie	83.0
Total	169.0



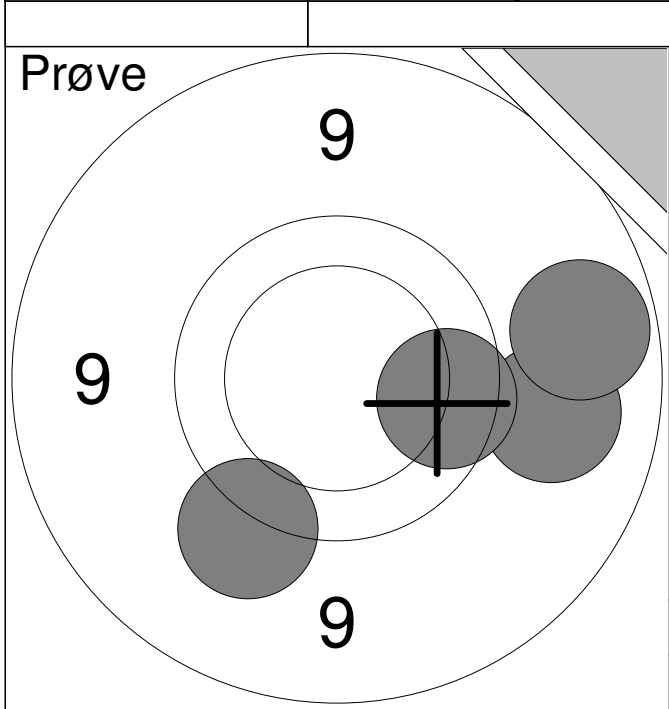
1:	8.1	↗
2:	8.8	↗
3:	9.7	↗
4:	10.0	↘
5:	9.8	↗
6:	10.4	↙
7:	9.6	←
8:	9.3	←
9:	9.9	→
10:	10.3	↗
Serie		91.0
Total		0.0



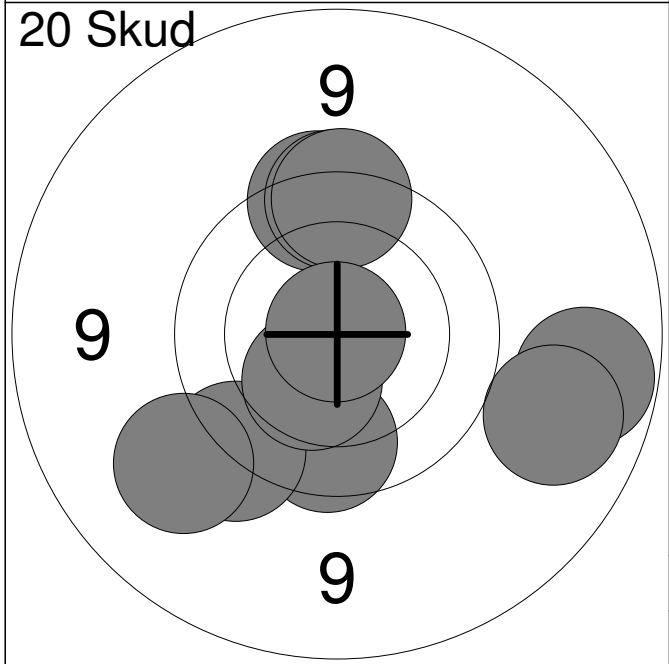
1:	10.3	↗
2:	9.9	↗
3:	10.0	↘
4:	10.4	←
5:	9.2	↘
6:	9.9	↗
7:	9.4	→
8:	10.1	↗
9:	10.0	↗
10:	10.3	↗
Serie		96.0
Total		96.0



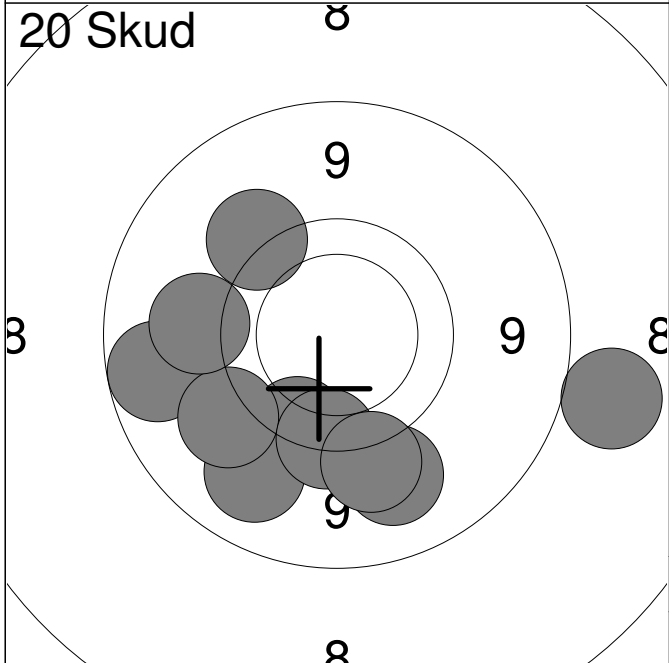
11:	*10.6	↙
12:	9.7	→
13:	9.3	↑
14:	9.6	←
15:	9.8	↑
16:	9.4	←
17:	10.4	↘
18:	9.7	←
19:	9.2	←
20:	9.1	↗
Serie		92.0
Total		188.0



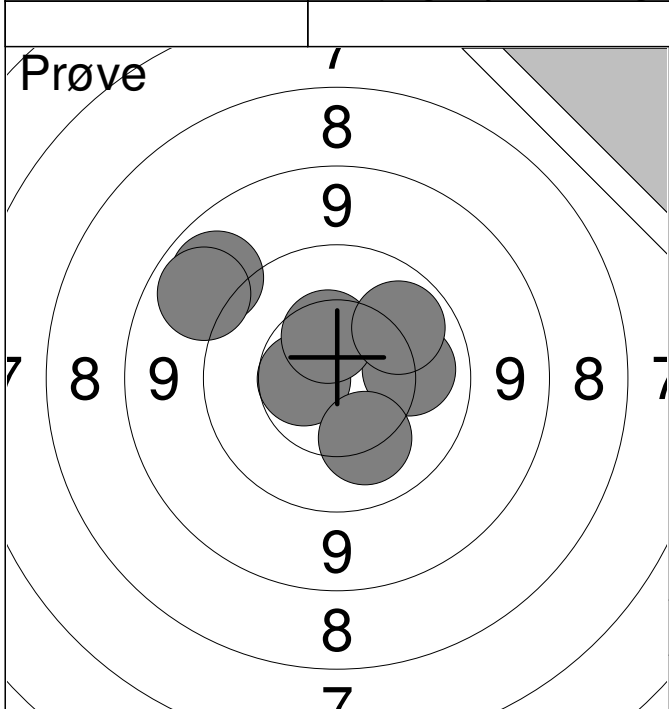
1:	9.2	→
2:	9.0	→
3:	9.4	↙
4:	9.8	→
Serie		36.0
Total		0.0



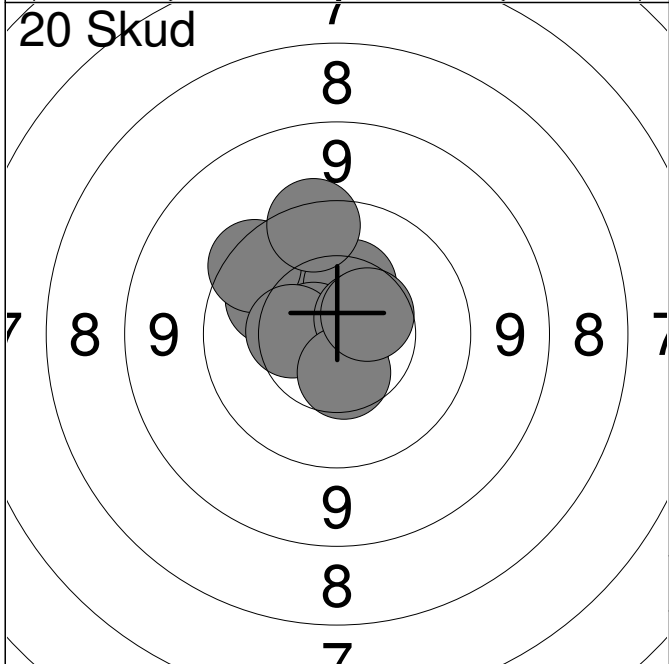
1:	9.7	↑
2:	9.8	↓
3:	9.7	↑
4:	9.6	↙
5:	9.0	→
6:	9.1	→
7:	10.4	↙
8:	9.3	↙
9:	9.7	↑
10:	*10.9	↗
Serie		92.0
Total		92.0



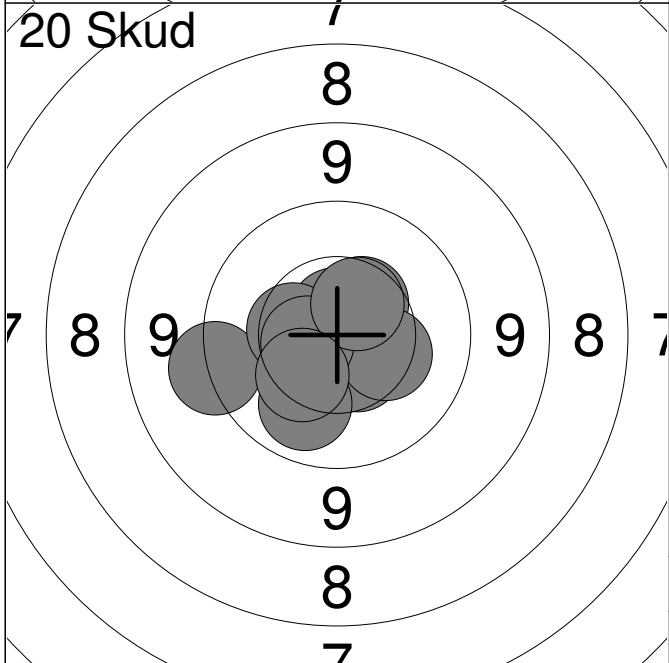
11:	9.0	←
12:	9.5	↗
13:	9.7	↙
14:	9.2	↙
15:	9.4	↙
16:	9.2	↙
17:	9.6	↙
18:	9.3	←
19:	9.4	↙
20:	8.4	→
Serie		89.0
Total		181.0



1:	9.1	↗
2:	9.0	↗
3:	10.1	→
4:	10.6	←
5:	10.2	↘
6:	10.5	↗
7:	10.0	↗
Serie		68.0
Total		0.0



1:	10.1	↗
2:	*10.8	↘
3:	10.4	↗
4:	*10.7	←
5:	9.7	↗
6:	9.6	↗
7:	10.4	←
8:	*10.6	↗
9:	10.5	↘
10:	10.5	↗
Serie		98.0
Total		98.0



11:	9.4	←
12:	10.5	↗
13:	*10.7	↗
14:	10.4	←
15:	10.5	↘
16:	10.3	↘
17:	*10.6	←
18:	10.1	↘
19:	10.5	↗
20:	10.3	↘
Serie		99.0
Total		197.0

Hold
16

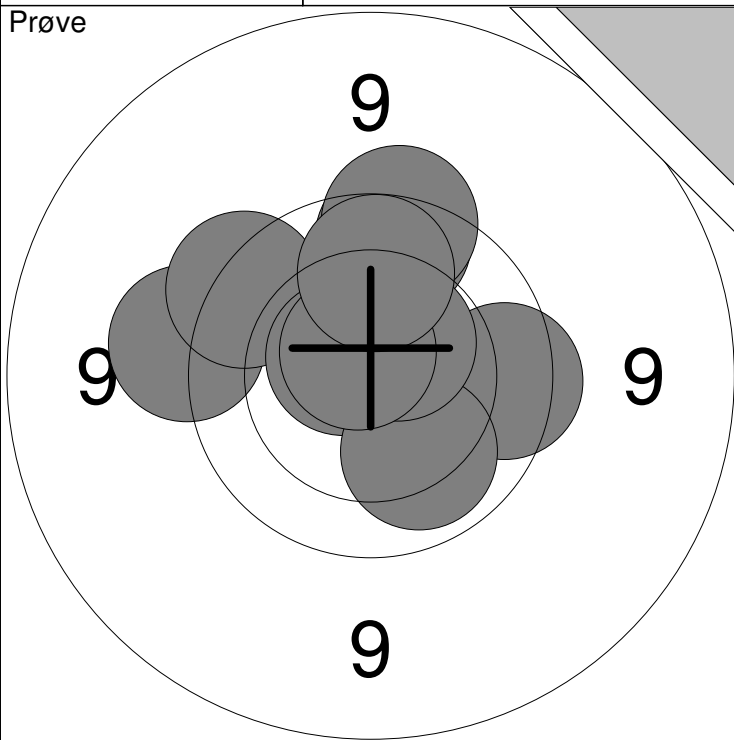
Skive
4

Nicolai Wahlgreen

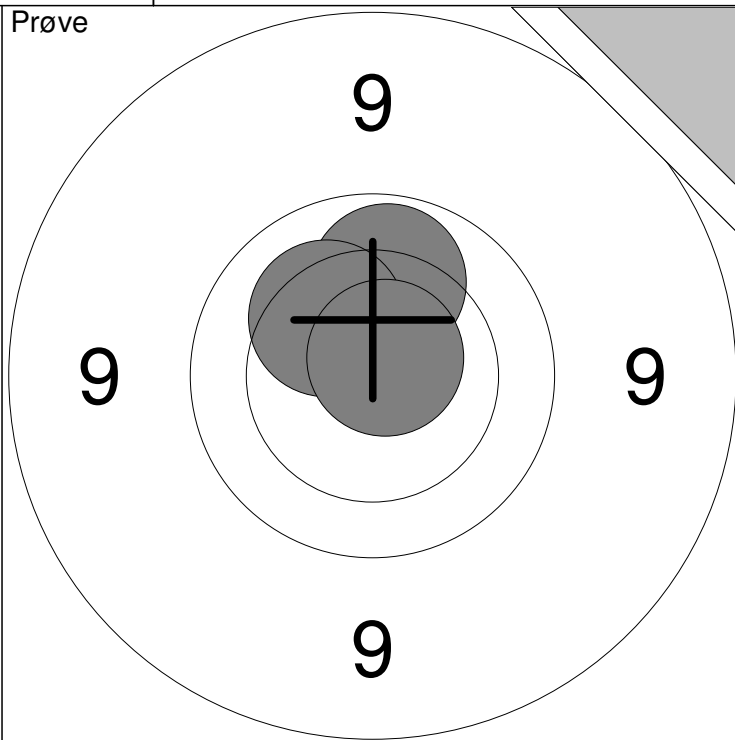
Vilsted Skf.

ÅK1

Prøve



Prøve



1: 9.5 ←
2: 9.8 ↑
3: 9.7 ↑
4: 9.7 ↖
5: 9.8 →

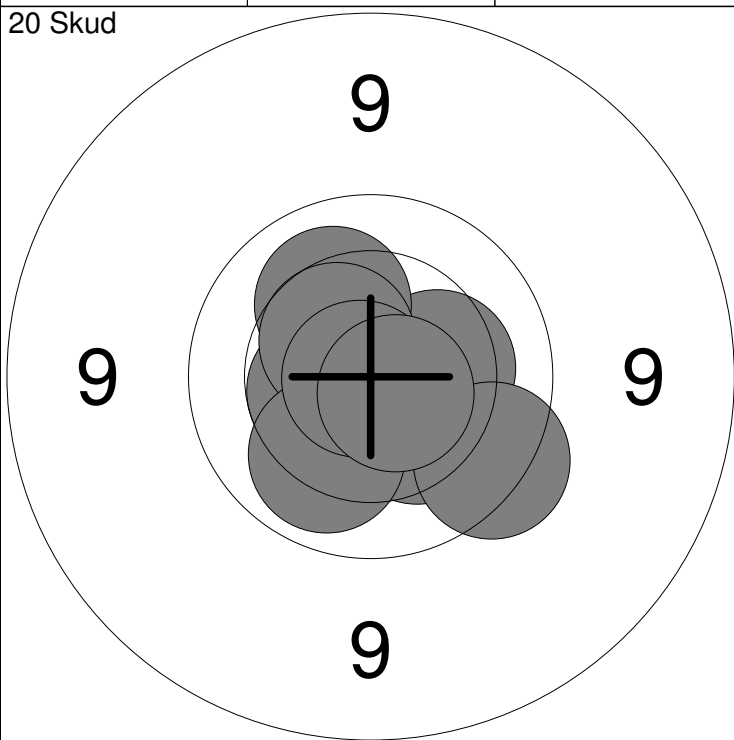
6: *10.6 ↗
7: 10.1 ↘
8: *10.5 ↗
9: *10.7 ↗
10: 10.0 ↑

Serie 95.0
Total 0.0

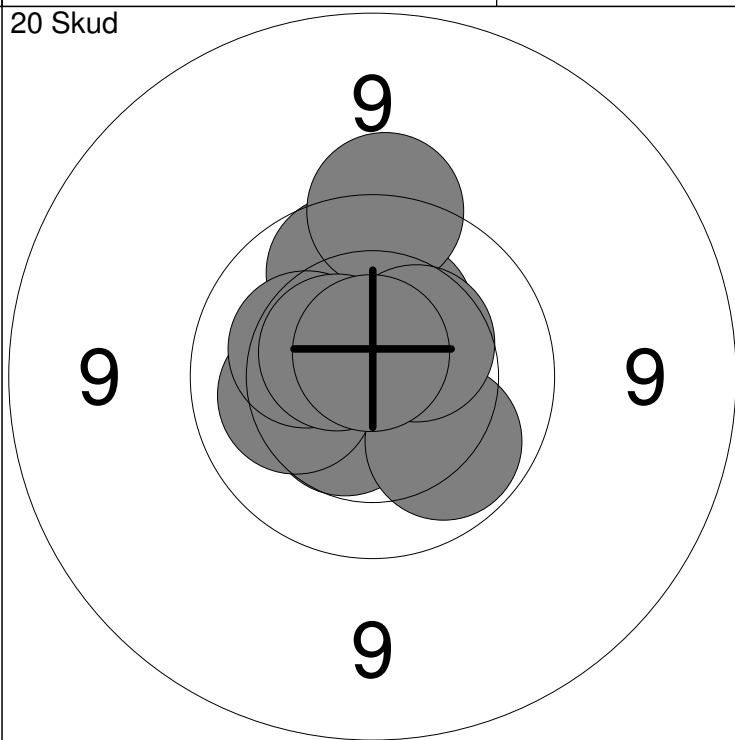
11: 10.0 ↑
12: 10.2 ↖
13: *10.7 ↗

Serie 30.0
Total 0.0

20 Skud



20 Skud



1: 10.5 ←
2: *10.7 ↘
3: 10.3 ↘
4: 10.3 →
5: 10.2 ↗

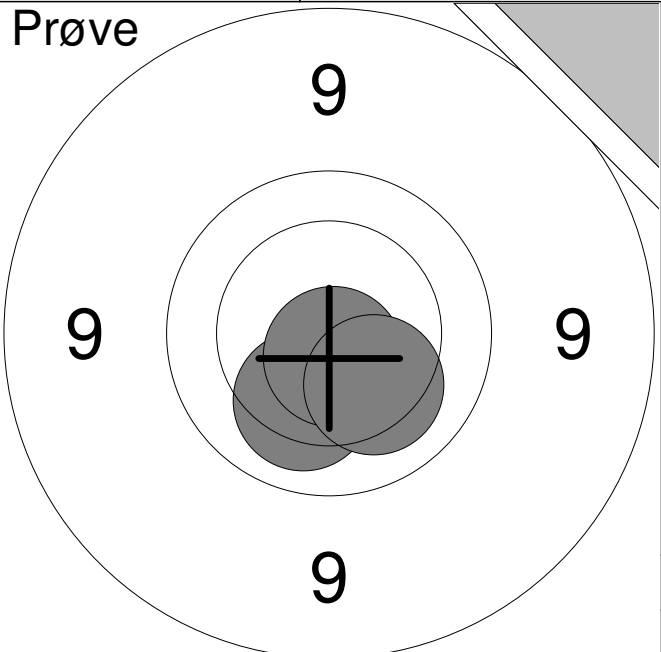
6: 10.5 ↗
7: 10.1 ↘
8: *10.8 ←
9: 9.7 ↘
10: *10.7 ↘

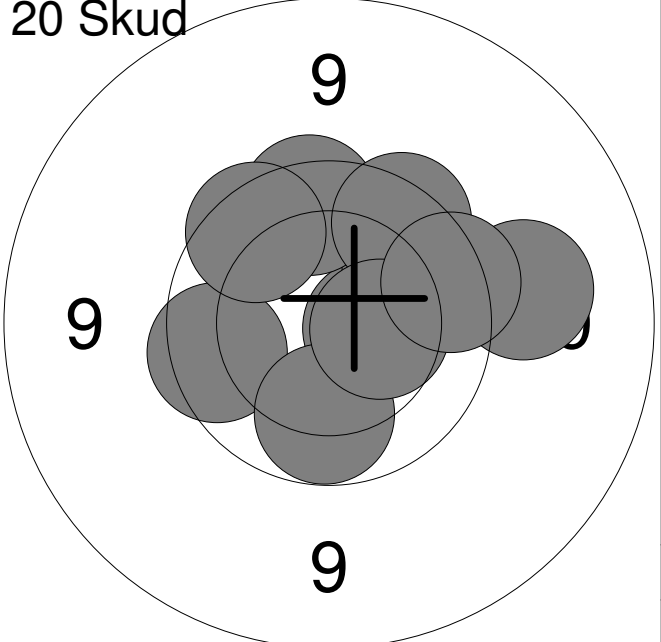
Serie 99.0
Total 99.0

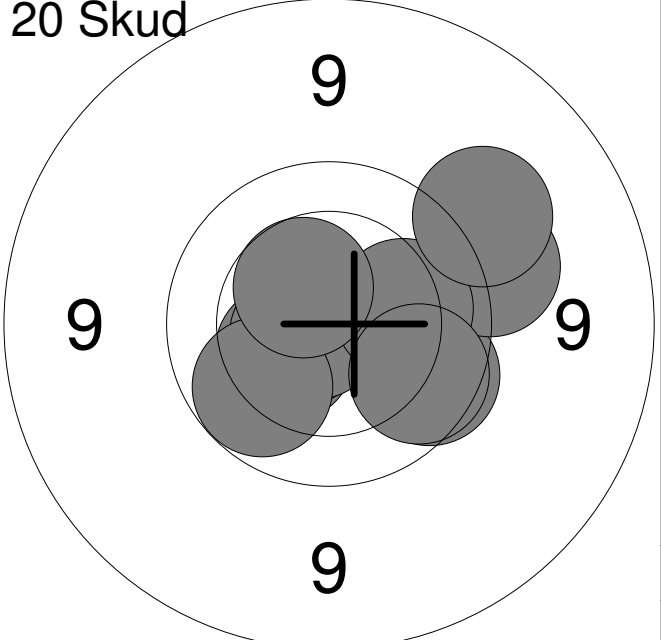
11: 10.3 ↗
12: 10.5 ↘
13: 9.9 ↑
14: 9.6 ↑
15: 10.0 ↘

16: 10.2 ←
17: 10.3 ←
18: *10.5 ↖
19: 10.4 ↗
20: *10.7 ↑

Serie 98.0
Total 197.0

<p>Prøve</p> 	<table style="width:100%; border-collapse: collapse;"> <tr><td style="width:10%;">1:</td><td style="width:15%;">10.2</td><td style="width:10%; text-align: right;">↙</td></tr> <tr><td>2:</td><td>*10.7</td><td style="text-align: right;">↘</td></tr> <tr><td>3:</td><td>10.2</td><td style="text-align: right;">↘</td></tr> </table>	1:	10.2	↙	2:	*10.7	↘	3:	10.2	↘
1:	10.2	↙								
2:	*10.7	↘								
3:	10.2	↘								
<table style="width:100%; border-collapse: collapse;"> <tr> <td style="width:45%;">Serie</td> <td style="width:55%; text-align: right;">30.0</td> </tr> <tr> <td>Total</td> <td style="text-align: right;">0.0</td> </tr> </table>		Serie	30.0	Total	0.0					
Serie	30.0									
Total	0.0									

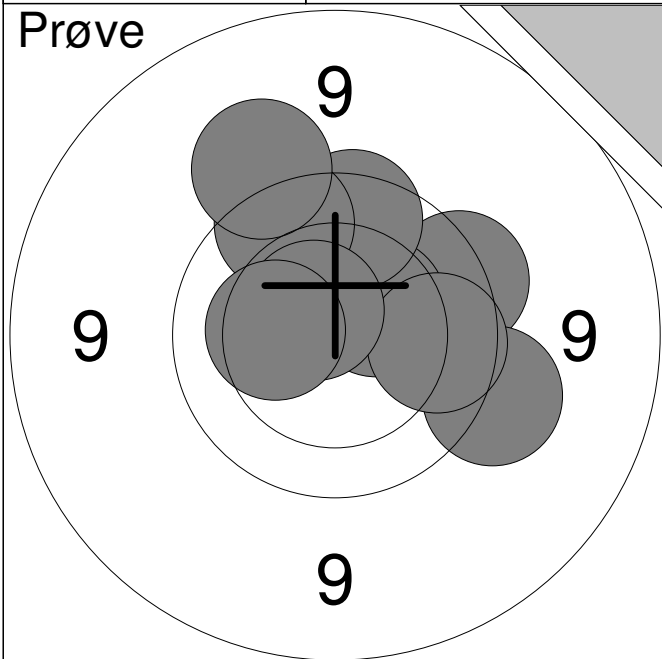
<p>20 Skud</p> 	<table style="width:100%; border-collapse: collapse;"> <tr><td style="width:10%;">1:</td><td style="width:15%;">9.8</td><td style="width:10%; text-align: right;">←</td></tr> <tr><td>2:</td><td>10.5</td><td style="text-align: right;">→</td></tr> <tr><td>3:</td><td>9.9</td><td style="text-align: right;">↗</td></tr> <tr><td>4:</td><td>9.3</td><td style="text-align: right;">→</td></tr> <tr><td>5:</td><td>9.8</td><td style="text-align: right;">↑</td></tr> <tr><td>6:</td><td>9.8</td><td style="text-align: right;">↗</td></tr> <tr><td>7:</td><td>10.0</td><td style="text-align: right;">↓</td></tr> <tr><td>8:</td><td>10.4</td><td style="text-align: right;">→</td></tr> <tr><td>9:</td><td>9.8</td><td style="text-align: right;">↗</td></tr> <tr><td>10:</td><td>9.7</td><td style="text-align: right;">→</td></tr> </table>	1:	9.8	←	2:	10.5	→	3:	9.9	↗	4:	9.3	→	5:	9.8	↑	6:	9.8	↗	7:	10.0	↓	8:	10.4	→	9:	9.8	↗	10:	9.7	→
1:	9.8	←																													
2:	10.5	→																													
3:	9.9	↗																													
4:	9.3	→																													
5:	9.8	↑																													
6:	9.8	↗																													
7:	10.0	↓																													
8:	10.4	→																													
9:	9.8	↗																													
10:	9.7	→																													
<table style="width:100%; border-collapse: collapse;"> <tr> <td style="width:45%;">Serie</td> <td style="width:55%; text-align: right;">93.0</td> </tr> <tr> <td>Total</td> <td style="text-align: right;">93.0</td> </tr> </table>		Serie	93.0	Total	93.0																										
Serie	93.0																														
Total	93.0																														

<p>20 Skud</p> 	<table style="width:100%; border-collapse: collapse;"> <tr><td style="width:10%;">11:</td><td style="width:15%;">9.8</td><td style="width:10%; text-align: right;">↘</td></tr> <tr><td>12:</td><td>10.4</td><td style="text-align: right;">↙</td></tr> <tr><td>13:</td><td>*10.6</td><td style="text-align: right;">←</td></tr> <tr><td>14:</td><td>*10.8</td><td style="text-align: right;">←</td></tr> <tr><td>15:</td><td>9.5</td><td style="text-align: right;">→</td></tr> <tr><td>16:</td><td>10.0</td><td style="text-align: right;">↙</td></tr> <tr><td>17:</td><td>10.1</td><td style="text-align: right;">→</td></tr> <tr><td>18:</td><td>9.9</td><td style="text-align: right;">↘</td></tr> <tr><td>19:</td><td>10.5</td><td style="text-align: right;">↗</td></tr> <tr><td>20:</td><td>9.4</td><td style="text-align: right;">↗</td></tr> </table>	11:	9.8	↘	12:	10.4	↙	13:	*10.6	←	14:	*10.8	←	15:	9.5	→	16:	10.0	↙	17:	10.1	→	18:	9.9	↘	19:	10.5	↗	20:	9.4	↗
11:	9.8	↘																													
12:	10.4	↙																													
13:	*10.6	←																													
14:	*10.8	←																													
15:	9.5	→																													
16:	10.0	↙																													
17:	10.1	→																													
18:	9.9	↘																													
19:	10.5	↗																													
20:	9.4	↗																													
<table style="width:100%; border-collapse: collapse;"> <tr> <td style="width:45%;">Serie</td> <td style="width:55%; text-align: right;">96.0</td> </tr> <tr> <td>Total</td> <td style="text-align: right;">189.0</td> </tr> </table>		Serie	96.0	Total	189.0																										
Serie	96.0																														
Total	189.0																														

Hold
16Skive
6**Svenne H. Weinreich**

Ulsted Skf.

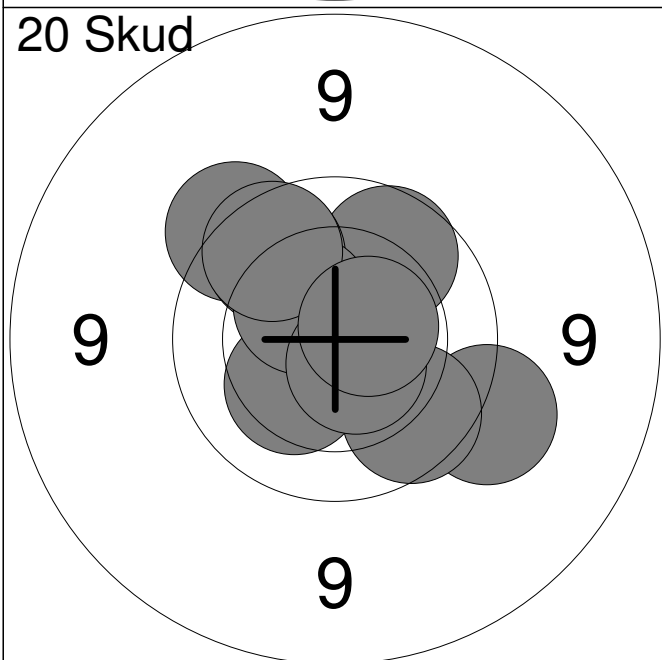
MV1

Prøve

1:	9.7	↗
2:	10.1	↑
3:	10.4	↗
4:	9.8	↑
5:	9.5	↘
6:	9.9	→
7:	9.8	↗
8:	9.4	↗
9:	*10.6	↗
10:	10.3	←

Serie 94.0

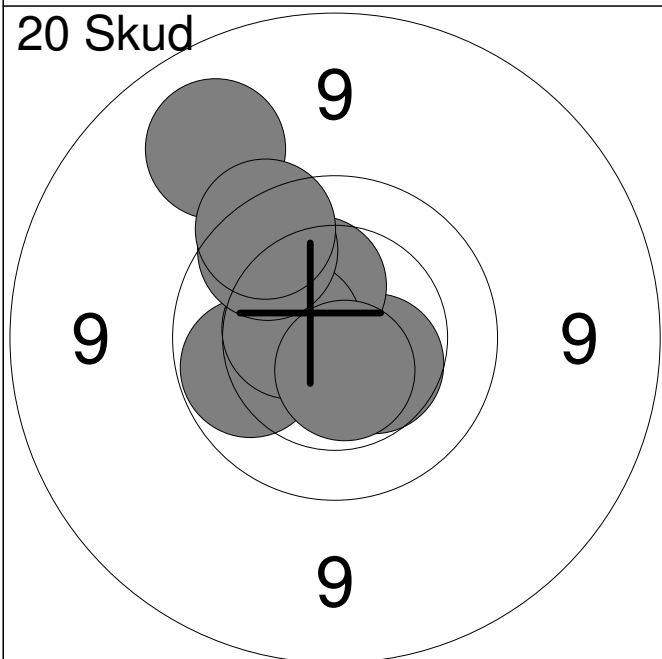
Total 0.0

20 Skud

1:	9.6	↗
2:	9.5	↘
3:	9.9	↗
4:	9.9	↗
5:	9.9	↘
6:	10.3	↘
7:	10.4	↗
8:	9.9	↗
9:	*10.6	↘
10:	*10.6	→

Serie 94.0

Total 94.0

20 Skud

11:	*10.7	↗
12:	10.5	↗
13:	9.1	↗
14:	10.0	←
15:	10.4	↘
16:	10.4	↗
17:	10.5	↑
18:	9.8	↗
19:	*10.6	↘
20:	9.7	↗

Serie 97.0

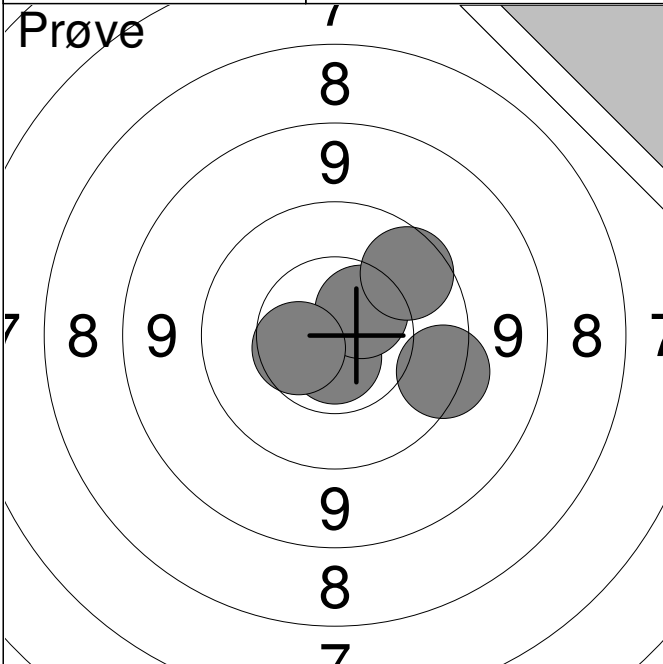
Total 191.0

Hold
16Skive
7**Bent Poulsen**

Frederikshavn Skyttekreds

V1

Prøve

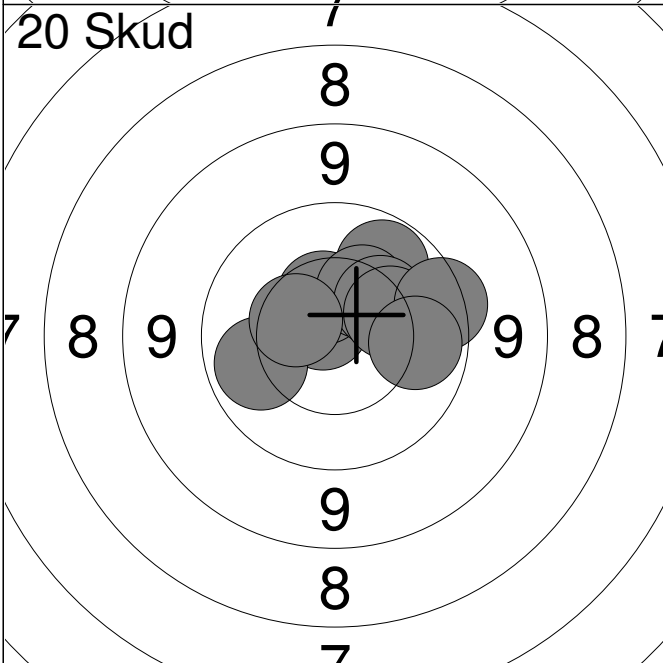


1:	9.6	→
2:	*10.7	↓
3:	10.5	↗
4:	9.8	↗
5:	10.5	←

Serie 48.0

Total 0.0

20 Skud

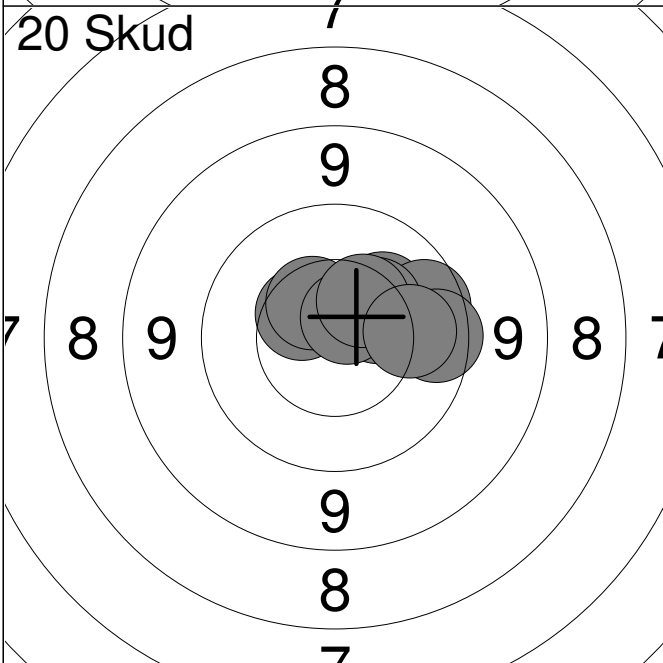


1:	*10.7	↖
2:	10.0	↗
3:	10.5	↖
4:	10.3	↗
5:	10.3	↗
6:	10.3	↗
7:	10.0	←
8:	9.6	→
9:	10.5	↖
10:	10.0	→

Serie 99.0

Total 99.0

20 Skud



11:	10.4	↗
12:	10.5	↖
13:	10.2	↗
14:	9.8	→
15:	9.8	→
16:	10.5	↖
17:	10.3	↗
18:	*10.7	↗
19:	10.4	↗
20:	10.1	→

Serie 98.0

Total 197.0

<p>Prøve</p>	<table style="width:100%; border-collapse: collapse;"> <tr><td style="width:10%;">1:</td><td style="width:10%;">9.0</td><td style="width:10%; text-align: center;">→</td></tr> <tr><td>2:</td><td>9.2</td><td style="text-align: center;">↑</td></tr> <tr><td>3:</td><td>9.2</td><td style="text-align: center;">→</td></tr> <tr><td>4:</td><td>9.4</td><td style="text-align: center;">↓</td></tr> <tr><td>5:</td><td>9.0</td><td style="text-align: center;">↓</td></tr> </table>	1:	9.0	→	2:	9.2	↑	3:	9.2	→	4:	9.4	↓	5:	9.0	↓
1:	9.0	→														
2:	9.2	↑														
3:	9.2	→														
4:	9.4	↓														
5:	9.0	↓														
<table style="width:100%; border-collapse: collapse;"> <tr> <td style="width:10%; text-align: right;">Serie</td> <td style="width:80%;"></td> <td style="width:10%; text-align: right;">45.0</td> </tr> <tr> <td style="text-align: right;">Total</td> <td></td> <td style="text-align: right;">0.0</td> </tr> </table>		Serie		45.0	Total		0.0									
Serie		45.0														
Total		0.0														

<p>20 Skud</p>	<table style="width:100%; border-collapse: collapse;"> <tr><td style="width:10%;">1:</td><td style="width:10%;">9.4</td><td style="width:10%; text-align: center;">↓</td></tr> <tr><td>2:</td><td>*10.6</td><td style="text-align: center;">↑</td></tr> <tr><td>3:</td><td>9.9</td><td style="text-align: center;">↗</td></tr> <tr><td>4:</td><td>8.5</td><td style="text-align: center;">→</td></tr> <tr><td>5:</td><td>8.4</td><td style="text-align: center;">→</td></tr> <tr><td>6:</td><td>9.8</td><td style="text-align: center;">↓</td></tr> <tr><td>7:</td><td>10.0</td><td style="text-align: center;">↓</td></tr> <tr><td>8:</td><td>9.6</td><td style="text-align: center;">↑</td></tr> <tr><td>9:</td><td>9.0</td><td style="text-align: center;">↓</td></tr> <tr><td>10:</td><td>10.5</td><td style="text-align: center;">→</td></tr> </table>	1:	9.4	↓	2:	*10.6	↑	3:	9.9	↗	4:	8.5	→	5:	8.4	→	6:	9.8	↓	7:	10.0	↓	8:	9.6	↑	9:	9.0	↓	10:	10.5	→
1:	9.4	↓																													
2:	*10.6	↑																													
3:	9.9	↗																													
4:	8.5	→																													
5:	8.4	→																													
6:	9.8	↓																													
7:	10.0	↓																													
8:	9.6	↑																													
9:	9.0	↓																													
10:	10.5	→																													
<table style="width:100%; border-collapse: collapse;"> <tr> <td style="width:10%; text-align: right;">Serie</td> <td style="width:80%;"></td> <td style="width:10%; text-align: right;">91.0</td> </tr> <tr> <td style="text-align: right;">Total</td> <td></td> <td style="text-align: right;">91.0</td> </tr> </table>		Serie		91.0	Total		91.0																								
Serie		91.0																													
Total		91.0																													

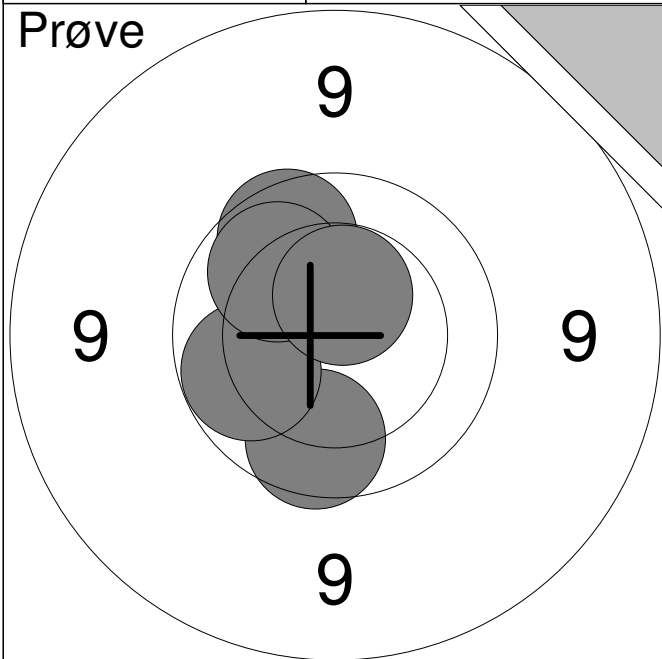
<p>20 Skud</p>	<table style="width:100%; border-collapse: collapse;"> <tr><td style="width:10%;">11:</td><td style="width:10%;">9.2</td><td style="width:10%; text-align: center;">↓</td></tr> <tr><td>12:</td><td>9.2</td><td style="text-align: center;">↓</td></tr> <tr><td>13:</td><td>8.9</td><td style="text-align: center;">↓</td></tr> <tr><td>14:</td><td>10.4</td><td style="text-align: center;">↑</td></tr> <tr><td>15:</td><td>8.5</td><td style="text-align: center;">↗</td></tr> <tr><td>16:</td><td>9.8</td><td style="text-align: center;">↗</td></tr> <tr><td>17:</td><td>9.4</td><td style="text-align: center;">↗</td></tr> <tr><td>18:</td><td>10.3</td><td style="text-align: center;">↗</td></tr> <tr><td>19:</td><td>9.8</td><td style="text-align: center;">↑</td></tr> <tr><td>20:</td><td>10.2</td><td style="text-align: center;">→</td></tr> </table>	11:	9.2	↓	12:	9.2	↓	13:	8.9	↓	14:	10.4	↑	15:	8.5	↗	16:	9.8	↗	17:	9.4	↗	18:	10.3	↗	19:	9.8	↑	20:	10.2	→
11:	9.2	↓																													
12:	9.2	↓																													
13:	8.9	↓																													
14:	10.4	↑																													
15:	8.5	↗																													
16:	9.8	↗																													
17:	9.4	↗																													
18:	10.3	↗																													
19:	9.8	↑																													
20:	10.2	→																													
<table style="width:100%; border-collapse: collapse;"> <tr> <td style="width:10%; text-align: right;">Serie</td> <td style="width:80%;"></td> <td style="width:10%; text-align: right;">91.0</td> </tr> <tr> <td style="text-align: right;">Total</td> <td></td> <td style="text-align: right;">182.0</td> </tr> </table>		Serie		91.0	Total		182.0																								
Serie		91.0																													
Total		182.0																													

Hold
16Skive
9**Kirsten Weinreich**

Ulsted Skf.

MV1

Prøve



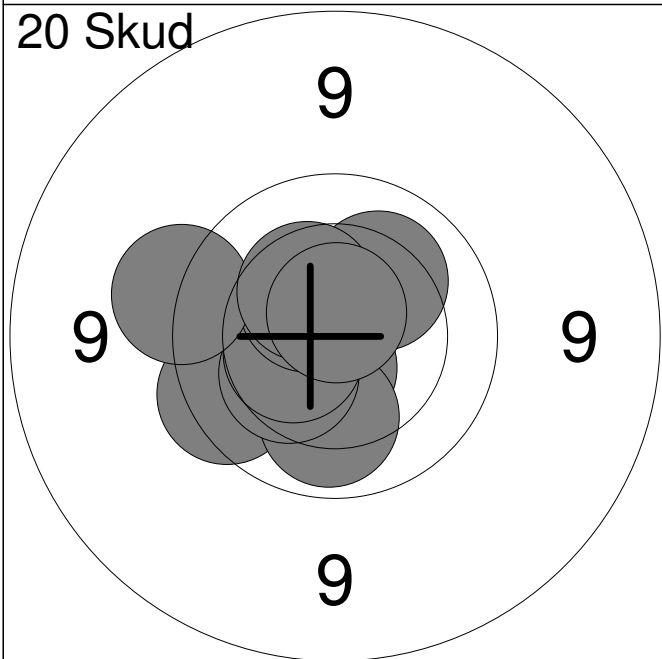
1:	9.9
2:	10.0
3:	9.9
4:	10.0
5:	*10.5



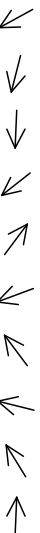
Serie 48.0

Total 0.0

20 Skud



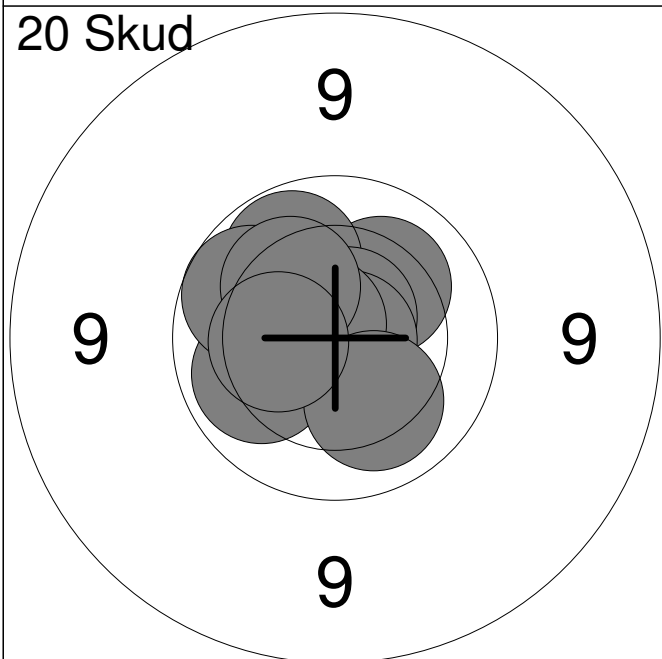
1:	9.8
2:	*10.6
3:	10.1
4:	10.3
5:	10.2
6:	10.5
7:	10.5
8:	9.5
9:	10.4
10:	*10.7



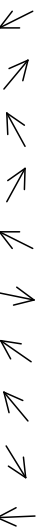
Serie 98.0

Total 98.0

20 Skud



11:	10.1
12:	10.2
13:	10.0
14:	*10.7
15:	9.9
16:	*10.8
17:	*10.7
18:	10.2
19:	10.2
20:	10.3



Serie 99.0

Total 197.0

<p>Prøve</p>	<table style="width:100%; border-collapse: collapse;"> <tr><td style="text-align: right;">1:</td><td style="text-align: right;">9.5</td><td style="text-align: right;">↑</td></tr> <tr><td style="text-align: right;">2:</td><td style="text-align: right;">9.9</td><td style="text-align: right;">→</td></tr> <tr><td style="text-align: right;">3:</td><td style="text-align: right;">10.1</td><td style="text-align: right;">→</td></tr> <tr><td style="text-align: right;">4:</td><td style="text-align: right;">10.4</td><td style="text-align: right;">↑</td></tr> <tr><td style="text-align: right;">5:</td><td style="text-align: right;">10.3</td><td style="text-align: right;">↑</td></tr> <tr><td style="text-align: right;">6:</td><td style="text-align: right;">*10.7</td><td style="text-align: right;">←</td></tr> </table> <table border="1" style="width:100%; border-collapse: collapse; margin-top: 5px;"> <tr> <td style="width:80%;">Serie</td> <td style="text-align: right;">58.0</td> </tr> <tr> <td>Total</td> <td style="text-align: right;">0.0</td> </tr> </table>	1:	9.5	↑	2:	9.9	→	3:	10.1	→	4:	10.4	↑	5:	10.3	↑	6:	*10.7	←	Serie	58.0	Total	0.0
1:	9.5	↑																					
2:	9.9	→																					
3:	10.1	→																					
4:	10.4	↑																					
5:	10.3	↑																					
6:	*10.7	←																					
Serie	58.0																						
Total	0.0																						

<p>20 Skud</p>	<table style="width:100%; border-collapse: collapse;"> <tr><td style="text-align: right;">1:</td><td style="text-align: right;">*10.6</td><td style="text-align: right;">↗</td></tr> <tr><td style="text-align: right;">2:</td><td style="text-align: right;">10.1</td><td style="text-align: right;">→</td></tr> <tr><td style="text-align: right;">3:</td><td style="text-align: right;">10.3</td><td style="text-align: right;">←</td></tr> <tr><td style="text-align: right;">4:</td><td style="text-align: right;">*10.6</td><td style="text-align: right;">↙</td></tr> <tr><td style="text-align: right;">5:</td><td style="text-align: right;">*10.7</td><td style="text-align: right;">↘</td></tr> <tr><td style="text-align: right;">6:</td><td style="text-align: right;">10.5</td><td style="text-align: right;">↘</td></tr> <tr><td style="text-align: right;">7:</td><td style="text-align: right;">9.7</td><td style="text-align: right;">←</td></tr> <tr><td style="text-align: right;">8:</td><td style="text-align: right;">10.0</td><td style="text-align: right;">↓</td></tr> <tr><td style="text-align: right;">9:</td><td style="text-align: right;">10.1</td><td style="text-align: right;">↘</td></tr> <tr><td style="text-align: right;">10:</td><td style="text-align: right;">9.7</td><td style="text-align: right;">↙</td></tr> </table> <table border="1" style="width:100%; border-collapse: collapse; margin-top: 5px;"> <tr> <td style="width:80%;">Serie</td> <td style="text-align: right;">98.0</td> </tr> <tr> <td>Total</td> <td style="text-align: right;">98.0</td> </tr> </table>	1:	*10.6	↗	2:	10.1	→	3:	10.3	←	4:	*10.6	↙	5:	*10.7	↘	6:	10.5	↘	7:	9.7	←	8:	10.0	↓	9:	10.1	↘	10:	9.7	↙	Serie	98.0	Total	98.0
1:	*10.6	↗																																	
2:	10.1	→																																	
3:	10.3	←																																	
4:	*10.6	↙																																	
5:	*10.7	↘																																	
6:	10.5	↘																																	
7:	9.7	←																																	
8:	10.0	↓																																	
9:	10.1	↘																																	
10:	9.7	↙																																	
Serie	98.0																																		
Total	98.0																																		

<p>20 Skud</p>	<table style="width:100%; border-collapse: collapse;"> <tr><td style="text-align: right;">11:</td><td style="text-align: right;">10.5</td><td style="text-align: right;">↙</td></tr> <tr><td style="text-align: right;">12:</td><td style="text-align: right;">10.3</td><td style="text-align: right;">↑</td></tr> <tr><td style="text-align: right;">13:</td><td style="text-align: right;">9.7</td><td style="text-align: right;">↘</td></tr> <tr><td style="text-align: right;">14:</td><td style="text-align: right;">10.1</td><td style="text-align: right;">↗</td></tr> <tr><td style="text-align: right;">15:</td><td style="text-align: right;">10.3</td><td style="text-align: right;">↘</td></tr> <tr><td style="text-align: right;">16:</td><td style="text-align: right;">10.2</td><td style="text-align: right;">↘</td></tr> <tr><td style="text-align: right;">17:</td><td style="text-align: right;">*10.5</td><td style="text-align: right;">←</td></tr> <tr><td style="text-align: right;">18:</td><td style="text-align: right;">10.2</td><td style="text-align: right;">←</td></tr> <tr><td style="text-align: right;">19:</td><td style="text-align: right;">10.4</td><td style="text-align: right;">↗</td></tr> <tr><td style="text-align: right;">20:</td><td style="text-align: right;">10.3</td><td style="text-align: right;">↙</td></tr> </table> <table border="1" style="width:100%; border-collapse: collapse; margin-top: 5px;"> <tr> <td style="width:80%;">Serie</td> <td style="text-align: right;">99.0</td> </tr> <tr> <td>Total</td> <td style="text-align: right;">197.0</td> </tr> </table>	11:	10.5	↙	12:	10.3	↑	13:	9.7	↘	14:	10.1	↗	15:	10.3	↘	16:	10.2	↘	17:	*10.5	←	18:	10.2	←	19:	10.4	↗	20:	10.3	↙	Serie	99.0	Total	197.0
11:	10.5	↙																																	
12:	10.3	↑																																	
13:	9.7	↘																																	
14:	10.1	↗																																	
15:	10.3	↘																																	
16:	10.2	↘																																	
17:	*10.5	←																																	
18:	10.2	←																																	
19:	10.4	↗																																	
20:	10.3	↙																																	
Serie	99.0																																		
Total	197.0																																		

<p>Prøve</p>	<table style="width:100%; border-collapse: collapse;"> <tr><td>1:</td><td>9.3</td><td style="text-align: center;">↓</td></tr> <tr><td>2:</td><td>10.4</td><td style="text-align: center;">→</td></tr> <tr><td>3:</td><td>10.3</td><td style="text-align: center;">↗</td></tr> <tr><td>4:</td><td>10.0</td><td style="text-align: center;">↓</td></tr> <tr><td>5:</td><td>9.2</td><td style="text-align: center;">↙</td></tr> </table>	1:	9.3	↓	2:	10.4	→	3:	10.3	↗	4:	10.0	↓	5:	9.2	↙
1:	9.3	↓														
2:	10.4	→														
3:	10.3	↗														
4:	10.0	↓														
5:	9.2	↙														
<table style="width:100%; border-collapse: collapse;"> <tr> <td style="width:90%;">Serie</td> <td style="text-align: right;">48.0</td> </tr> <tr> <td>Total</td> <td style="text-align: right;">0.0</td> </tr> </table>		Serie	48.0	Total	0.0											
Serie	48.0															
Total	0.0															

<p>20 Skud</p>	<table style="width:100%; border-collapse: collapse;"> <tr><td>1:</td><td>*10.9</td><td style="text-align: center;">↓</td></tr> <tr><td>2:</td><td>9.9</td><td style="text-align: center;">↙</td></tr> <tr><td>3:</td><td>9.5</td><td style="text-align: center;">↙</td></tr> <tr><td>4:</td><td>9.7</td><td style="text-align: center;">↙</td></tr> <tr><td>5:</td><td>9.8</td><td style="text-align: center;">↓</td></tr> <tr><td>6:</td><td>10.3</td><td style="text-align: center;">↗</td></tr> <tr><td>7:</td><td>9.6</td><td style="text-align: center;">↗</td></tr> <tr><td>8:</td><td>9.8</td><td style="text-align: center;">↓</td></tr> <tr><td>9:</td><td>9.2</td><td style="text-align: center;">↖</td></tr> <tr><td>10:</td><td>9.3</td><td style="text-align: center;">↖</td></tr> </table>	1:	*10.9	↓	2:	9.9	↙	3:	9.5	↙	4:	9.7	↙	5:	9.8	↓	6:	10.3	↗	7:	9.6	↗	8:	9.8	↓	9:	9.2	↖	10:	9.3	↖
1:	*10.9	↓																													
2:	9.9	↙																													
3:	9.5	↙																													
4:	9.7	↙																													
5:	9.8	↓																													
6:	10.3	↗																													
7:	9.6	↗																													
8:	9.8	↓																													
9:	9.2	↖																													
10:	9.3	↖																													
<table style="width:100%; border-collapse: collapse;"> <tr> <td style="width:90%;">Serie</td> <td style="text-align: right;">92.0</td> </tr> <tr> <td>Total</td> <td style="text-align: right;">92.0</td> </tr> </table>		Serie	92.0	Total	92.0																										
Serie	92.0																														
Total	92.0																														

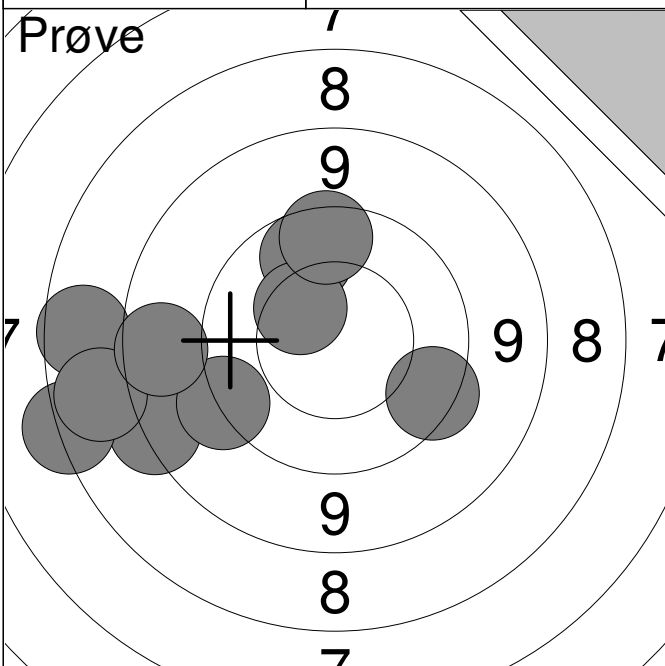
<p>20 Skud</p>	<table style="width:100%; border-collapse: collapse;"> <tr><td>11:</td><td>8.9</td><td style="text-align: center;">↓</td></tr> <tr><td>12:</td><td>8.9</td><td style="text-align: center;">→</td></tr> <tr><td>13:</td><td>9.5</td><td style="text-align: center;">↖</td></tr> <tr><td>14:</td><td>9.4</td><td style="text-align: center;">→</td></tr> <tr><td>15:</td><td>9.5</td><td style="text-align: center;">→</td></tr> <tr><td>16:</td><td>10.0</td><td style="text-align: center;">↗</td></tr> <tr><td>17:</td><td>9.7</td><td style="text-align: center;">↖</td></tr> <tr><td>18:</td><td>10.1</td><td style="text-align: center;">↓</td></tr> <tr><td>19:</td><td>9.8</td><td style="text-align: center;">↓</td></tr> <tr><td>20:</td><td>8.7</td><td style="text-align: center;">↖</td></tr> </table>	11:	8.9	↓	12:	8.9	→	13:	9.5	↖	14:	9.4	→	15:	9.5	→	16:	10.0	↗	17:	9.7	↖	18:	10.1	↓	19:	9.8	↓	20:	8.7	↖
11:	8.9	↓																													
12:	8.9	→																													
13:	9.5	↖																													
14:	9.4	→																													
15:	9.5	→																													
16:	10.0	↗																													
17:	9.7	↖																													
18:	10.1	↓																													
19:	9.8	↓																													
20:	8.7	↖																													
<table style="width:100%; border-collapse: collapse;"> <tr> <td style="width:90%;">Serie</td> <td style="text-align: right;">89.0</td> </tr> <tr> <td>Total</td> <td style="text-align: right;">181.0</td> </tr> </table>		Serie	89.0	Total	181.0																										
Serie	89.0																														
Total	181.0																														

Hold
16Skive
12**Torben Klit Andersen**

Vester Hassing Skf.

2

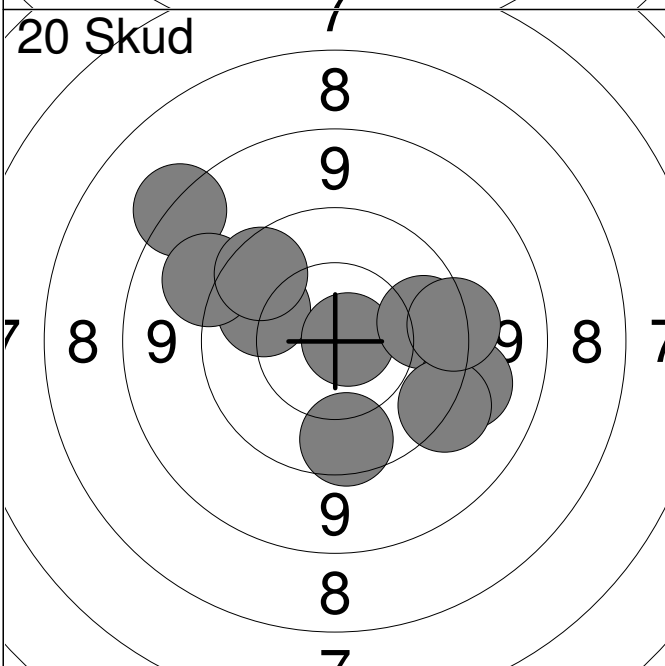
Prøve



1:	7.8	←
2:	8.5	↙
3:	7.5	←
4:	9.9	↗
5:	10.4	↗
6:	9.7	↑
7:	9.4	←
8:	9.6	↘
9:	8.0	←
10:	8.8	←

Serie **84.0**Total **0.0**

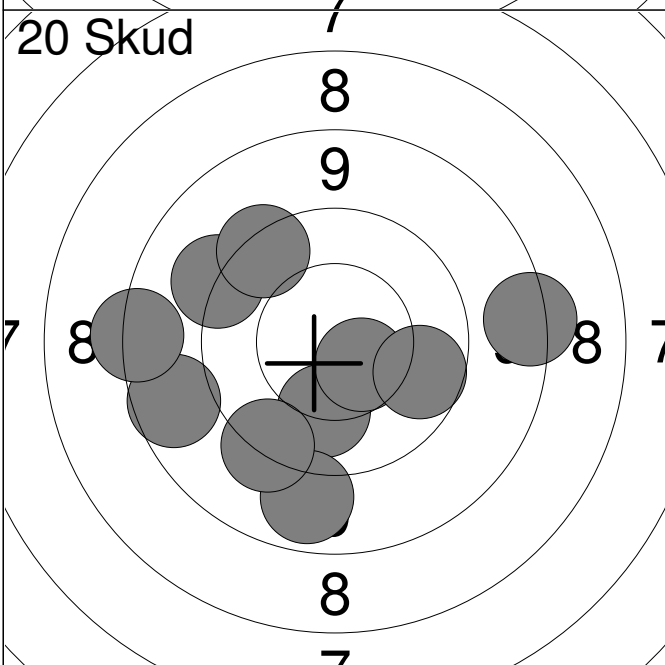
20 Skud



1:	8.5	↗
2:	10.1	↗
3:	*10.8	→
4:	9.9	→
5:	9.3	↘
6:	9.3	↗
7:	9.8	↘
8:	9.4	↘
9:	9.8	↗
10:	9.5	→

Serie **91.0**Total **91.0**

20 Skud



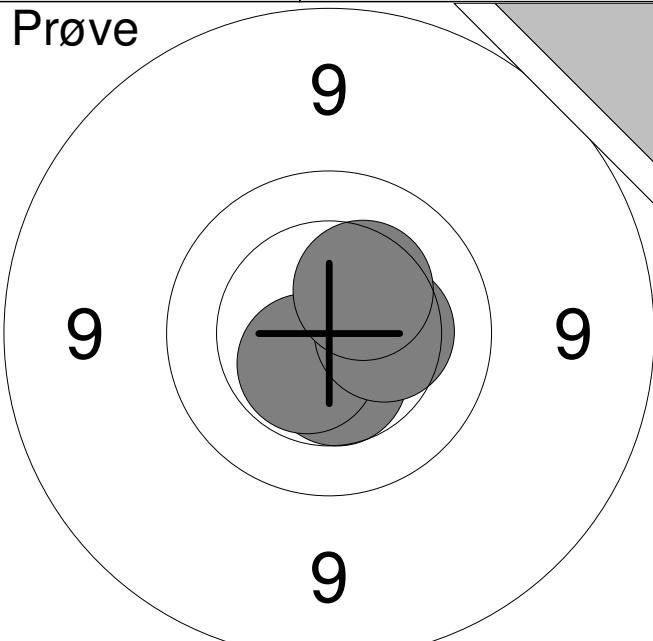
11:	10.1	↘
12:	8.9	←
13:	10.6	↘
14:	9.0	↘
15:	9.9	↘
16:	8.5	←
17:	9.4	↗
18:	9.5	↙
19:	8.5	→
20:	9.6	↗

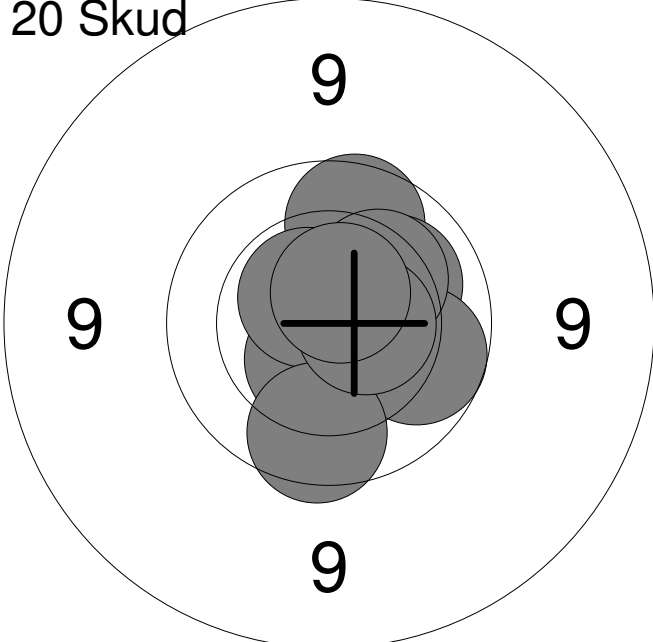
Serie **89.0**Total **180.0**

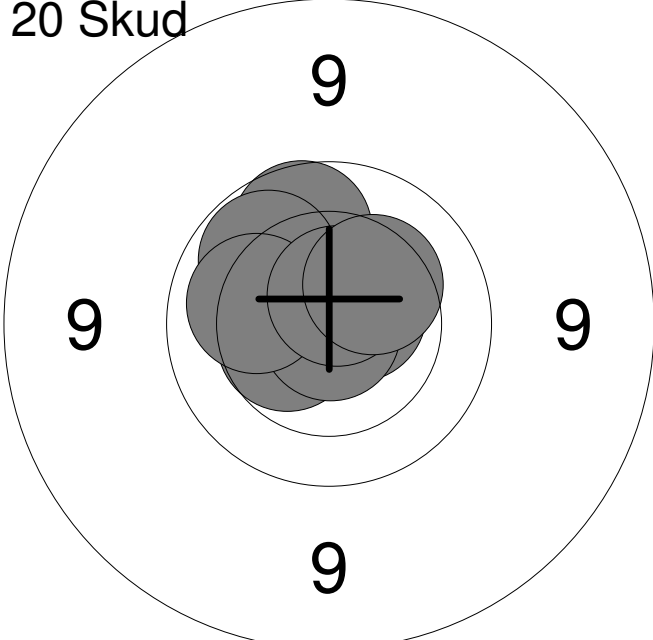
<p>Prøve</p>	<table style="width:100%; border-collapse: collapse;"> <tr><td style="width:10%;">1:</td><td style="width:15%;">9.3</td><td style="width:10%; text-align: center;">↘</td></tr> <tr><td>2:</td><td>9.8</td><td style="text-align: center;">←</td></tr> <tr><td>3:</td><td>8.6</td><td style="text-align: center;">↗</td></tr> <tr><td>4:</td><td>7.8</td><td style="text-align: center;">→</td></tr> <tr><td>5:</td><td>8.3</td><td style="text-align: center;">←</td></tr> <tr><td>6:</td><td>10.3</td><td style="text-align: center;">→</td></tr> <tr><td>7:</td><td>9.2</td><td style="text-align: center;">↙</td></tr> <tr><td>8:</td><td>9.2</td><td style="text-align: center;">→</td></tr> <tr><td>9:</td><td>9.8</td><td style="text-align: center;">↙</td></tr> <tr><td>10:</td><td>9.7</td><td style="text-align: center;">↓</td></tr> </table> <table border="1" style="width:100%; border-collapse: collapse; margin-top: 5px;"> <tr> <td style="width:80%;">Serie</td> <td style="text-align: right;">87.0</td> </tr> <tr> <td>Total</td> <td style="text-align: right;">0.0</td> </tr> </table>	1:	9.3	↘	2:	9.8	←	3:	8.6	↗	4:	7.8	→	5:	8.3	←	6:	10.3	→	7:	9.2	↙	8:	9.2	→	9:	9.8	↙	10:	9.7	↓	Serie	87.0	Total	0.0
1:	9.3	↘																																	
2:	9.8	←																																	
3:	8.6	↗																																	
4:	7.8	→																																	
5:	8.3	←																																	
6:	10.3	→																																	
7:	9.2	↙																																	
8:	9.2	→																																	
9:	9.8	↙																																	
10:	9.7	↓																																	
Serie	87.0																																		
Total	0.0																																		

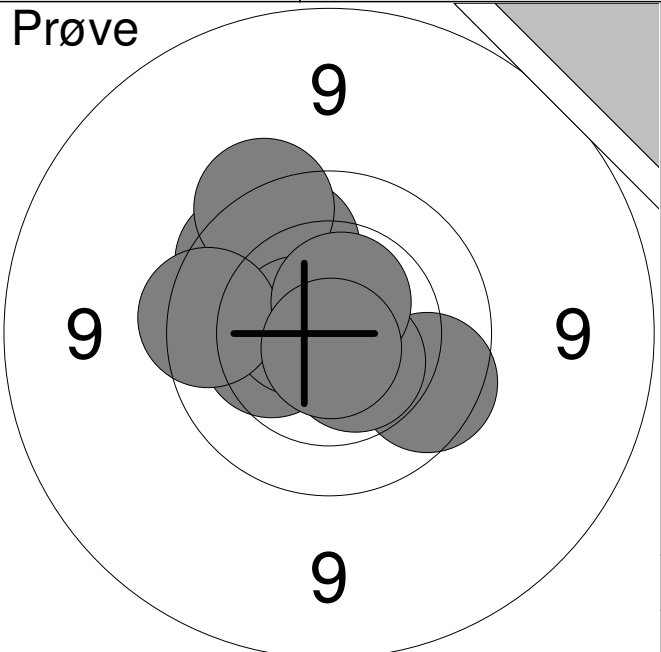
<p>20 Skud</p>	<table style="width:100%; border-collapse: collapse;"> <tr><td style="width:10%;">1:</td><td style="width:15%;">9.2</td><td style="width:10%; text-align: center;">→</td></tr> <tr><td>2:</td><td>7.8</td><td style="text-align: center;">↗</td></tr> <tr><td>3:</td><td>9.5</td><td style="text-align: center;">↗</td></tr> <tr><td>4:</td><td>9.4</td><td style="text-align: center;">↗</td></tr> <tr><td>5:</td><td>10.3</td><td style="text-align: center;">↓</td></tr> <tr><td>6:</td><td>7.8</td><td style="text-align: center;">←</td></tr> <tr><td>7:</td><td>7.2</td><td style="text-align: center;">→</td></tr> <tr><td>8:</td><td>9.0</td><td style="text-align: center;">↗</td></tr> <tr><td>9:</td><td>9.2</td><td style="text-align: center;">↗</td></tr> <tr><td>10:</td><td>10.3</td><td style="text-align: center;">↙</td></tr> </table> <table border="1" style="width:100%; border-collapse: collapse; margin-top: 5px;"> <tr> <td style="width:80%;">Serie</td> <td style="text-align: right;">86.0</td> </tr> <tr> <td>Total</td> <td style="text-align: right;">86.0</td> </tr> </table>	1:	9.2	→	2:	7.8	↗	3:	9.5	↗	4:	9.4	↗	5:	10.3	↓	6:	7.8	←	7:	7.2	→	8:	9.0	↗	9:	9.2	↗	10:	10.3	↙	Serie	86.0	Total	86.0
1:	9.2	→																																	
2:	7.8	↗																																	
3:	9.5	↗																																	
4:	9.4	↗																																	
5:	10.3	↓																																	
6:	7.8	←																																	
7:	7.2	→																																	
8:	9.0	↗																																	
9:	9.2	↗																																	
10:	10.3	↙																																	
Serie	86.0																																		
Total	86.0																																		

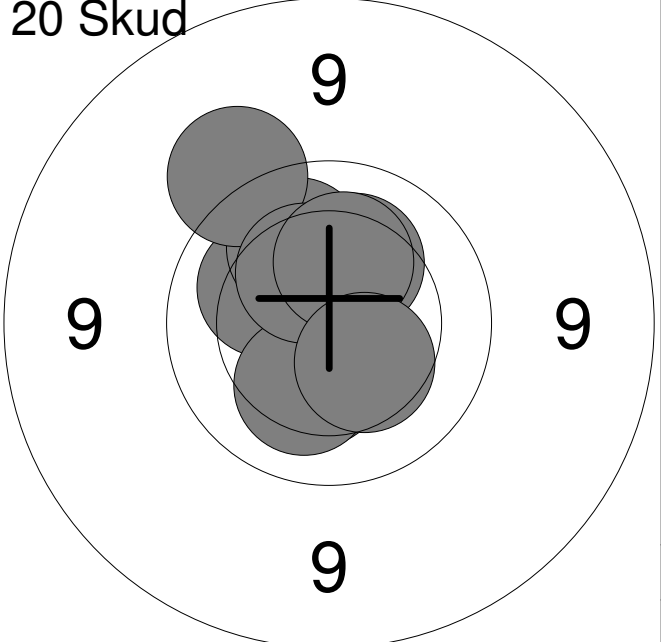
<p>20 Skud</p>	<table style="width:100%; border-collapse: collapse;"> <tr><td style="width:10%;">11:</td><td style="width:15%;">8.9</td><td style="width:10%; text-align: center;">←</td></tr> <tr><td>12:</td><td>9.7</td><td style="text-align: center;">↗</td></tr> <tr><td>13:</td><td>9.1</td><td style="text-align: center;">↙</td></tr> <tr><td>14:</td><td>7.8</td><td style="text-align: center;">↗</td></tr> <tr><td>15:</td><td>9.6</td><td style="text-align: center;">←</td></tr> <tr><td>16:</td><td>8.6</td><td style="text-align: center;">←</td></tr> <tr><td>17:</td><td>8.8</td><td style="text-align: center;">←</td></tr> <tr><td>18:</td><td>9.2</td><td style="text-align: center;">↙</td></tr> <tr><td>19:</td><td>10.2</td><td style="text-align: center;">↗</td></tr> <tr><td>20:</td><td>8.5</td><td style="text-align: center;">←</td></tr> </table> <table border="1" style="width:100%; border-collapse: collapse; margin-top: 5px;"> <tr> <td style="width:80%;">Serie</td> <td style="text-align: right;">85.0</td> </tr> <tr> <td>Total</td> <td style="text-align: right;">171.0</td> </tr> </table>	11:	8.9	←	12:	9.7	↗	13:	9.1	↙	14:	7.8	↗	15:	9.6	←	16:	8.6	←	17:	8.8	←	18:	9.2	↙	19:	10.2	↗	20:	8.5	←	Serie	85.0	Total	171.0
11:	8.9	←																																	
12:	9.7	↗																																	
13:	9.1	↙																																	
14:	7.8	↗																																	
15:	9.6	←																																	
16:	8.6	←																																	
17:	8.8	←																																	
18:	9.2	↙																																	
19:	10.2	↗																																	
20:	8.5	←																																	
Serie	85.0																																		
Total	171.0																																		

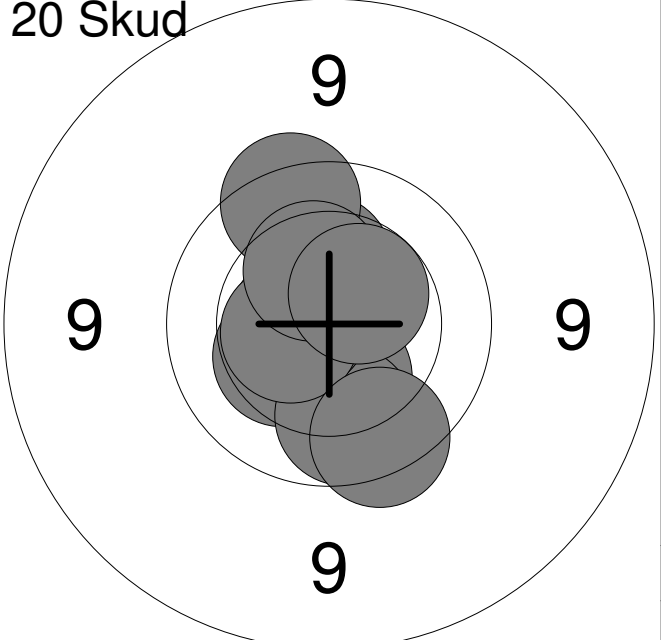
<p>Prøve</p> 	<table style="width:100%; border-collapse: collapse;"> <tr><td style="width:10%;">1:</td><td style="width:20%;">10.5</td><td style="width:10%; text-align: center;">↓</td></tr> <tr><td>2:</td><td>*10.5</td><td style="text-align: center;">↙</td></tr> <tr><td>3:</td><td>10.4</td><td style="text-align: center;">→</td></tr> <tr><td>4:</td><td>10.4</td><td style="text-align: center;">↗</td></tr> </table> <table border="1" style="width:100%; border-collapse: collapse; margin-top: 10px;"> <tr> <td style="width:80%;">Serie</td> <td style="text-align: right;">40.0</td> </tr> <tr> <td>Total</td> <td style="text-align: right;">0.0</td> </tr> </table>	1:	10.5	↓	2:	*10.5	↙	3:	10.4	→	4:	10.4	↗	Serie	40.0	Total	0.0
1:	10.5	↓															
2:	*10.5	↙															
3:	10.4	→															
4:	10.4	↗															
Serie	40.0																
Total	0.0																

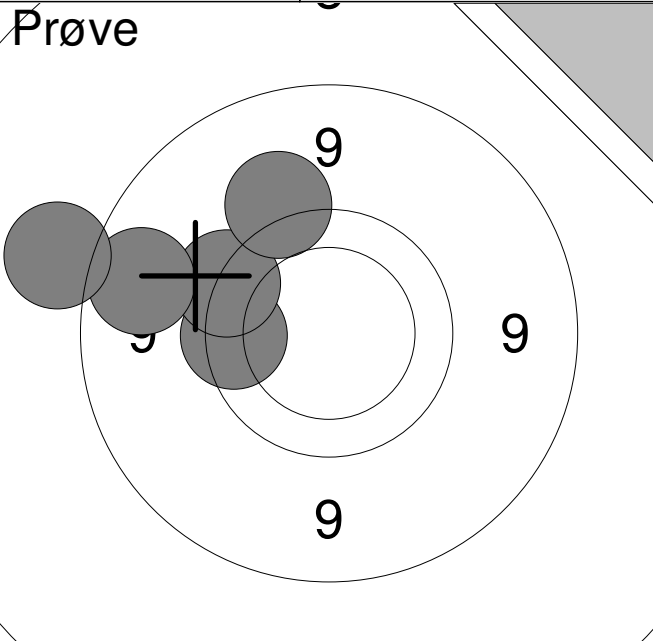
<p>20 Skud</p> 	<table style="width:100%; border-collapse: collapse;"> <tr><td style="width:10%;">1:</td><td style="width:20%;">10.3</td><td style="width:10%; text-align: center;">↗</td></tr> <tr><td>2:</td><td>9.9</td><td style="text-align: center;">↑</td></tr> <tr><td>3:</td><td>10.1</td><td style="text-align: center;">↗</td></tr> <tr><td>4:</td><td>*10.5</td><td style="text-align: center;">↓</td></tr> <tr><td>5:</td><td>*10.6</td><td style="text-align: center;">↗</td></tr> <tr><td>6:</td><td>9.9</td><td style="text-align: center;">↘</td></tr> <tr><td>7:</td><td>9.8</td><td style="text-align: center;">↓</td></tr> <tr><td>8:</td><td>10.2</td><td style="text-align: center;">↗</td></tr> <tr><td>9:</td><td>*10.5</td><td style="text-align: center;">→</td></tr> <tr><td>10:</td><td>*10.6</td><td style="text-align: center;">↑</td></tr> </table> <table border="1" style="width:100%; border-collapse: collapse; margin-top: 10px;"> <tr> <td style="width:80%;">Serie</td> <td style="text-align: right;">97.0</td> </tr> <tr> <td>Total</td> <td style="text-align: right;">97.0</td> </tr> </table>	1:	10.3	↗	2:	9.9	↑	3:	10.1	↗	4:	*10.5	↓	5:	*10.6	↗	6:	9.9	↘	7:	9.8	↓	8:	10.2	↗	9:	*10.5	→	10:	*10.6	↑	Serie	97.0	Total	97.0
1:	10.3	↗																																	
2:	9.9	↑																																	
3:	10.1	↗																																	
4:	*10.5	↓																																	
5:	*10.6	↗																																	
6:	9.9	↘																																	
7:	9.8	↓																																	
8:	10.2	↗																																	
9:	*10.5	→																																	
10:	*10.6	↑																																	
Serie	97.0																																		
Total	97.0																																		

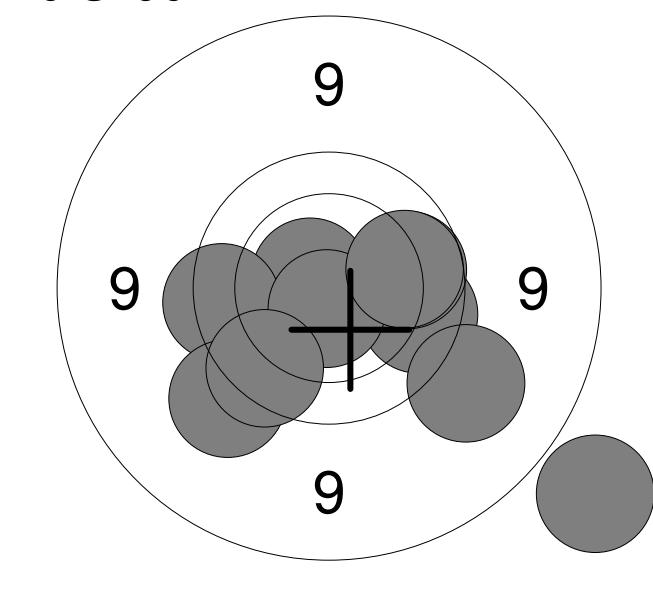
<p>20 Skud</p> 	<table style="width:100%; border-collapse: collapse;"> <tr><td style="width:10%;">11:</td><td style="width:20%;">9.9</td><td style="width:10%; text-align: center;">↑</td></tr> <tr><td>12:</td><td>*10.6</td><td style="text-align: center;">↗</td></tr> <tr><td>13:</td><td>*10.6</td><td style="text-align: center;">↗</td></tr> <tr><td>14:</td><td>10.0</td><td style="text-align: center;">↗</td></tr> <tr><td>15:</td><td>*10.6</td><td style="text-align: center;">←</td></tr> <tr><td>16:</td><td>10.5</td><td style="text-align: center;">←</td></tr> <tr><td>17:</td><td>*10.9</td><td style="text-align: center;">↓</td></tr> <tr><td>18:</td><td>10.1</td><td style="text-align: center;">←</td></tr> <tr><td>19:</td><td>*10.6</td><td style="text-align: center;">↑</td></tr> <tr><td>20:</td><td>10.3</td><td style="text-align: center;">↗</td></tr> </table> <table border="1" style="width:100%; border-collapse: collapse; margin-top: 10px;"> <tr> <td style="width:80%;">Serie</td> <td style="text-align: right;">99.0</td> </tr> <tr> <td>Total</td> <td style="text-align: right;">196.0</td> </tr> </table>	11:	9.9	↑	12:	*10.6	↗	13:	*10.6	↗	14:	10.0	↗	15:	*10.6	←	16:	10.5	←	17:	*10.9	↓	18:	10.1	←	19:	*10.6	↑	20:	10.3	↗	Serie	99.0	Total	196.0
11:	9.9	↑																																	
12:	*10.6	↗																																	
13:	*10.6	↗																																	
14:	10.0	↗																																	
15:	*10.6	←																																	
16:	10.5	←																																	
17:	*10.9	↓																																	
18:	10.1	←																																	
19:	*10.6	↑																																	
20:	10.3	↗																																	
Serie	99.0																																		
Total	196.0																																		

<p>Prøve</p> 	<table style="width:100%; border-collapse: collapse;"> <tr><td>1:</td><td>9.8</td><td>↘</td></tr> <tr><td>2:</td><td>9.9</td><td>↗</td></tr> <tr><td>3:</td><td>*10.5</td><td>↘</td></tr> <tr><td>4:</td><td>9.8</td><td>↗</td></tr> <tr><td>5:</td><td>10.3</td><td>↖</td></tr> <tr><td>6:</td><td>9.7</td><td>↗</td></tr> <tr><td>7:</td><td>*10.6</td><td>↗</td></tr> <tr><td>8:</td><td>9.8</td><td>↖</td></tr> <tr><td>9:</td><td>*10.6</td><td>↗</td></tr> <tr><td>10:</td><td>*10.8</td><td>↘</td></tr> <tr><td colspan="2">Serie</td><td>95.0</td></tr> <tr><td colspan="2">Total</td><td>0.0</td></tr> </table>	1:	9.8	↘	2:	9.9	↗	3:	*10.5	↘	4:	9.8	↗	5:	10.3	↖	6:	9.7	↗	7:	*10.6	↗	8:	9.8	↖	9:	*10.6	↗	10:	*10.8	↘	Serie		95.0	Total		0.0
1:	9.8	↘																																			
2:	9.9	↗																																			
3:	*10.5	↘																																			
4:	9.8	↗																																			
5:	10.3	↖																																			
6:	9.7	↗																																			
7:	*10.6	↗																																			
8:	9.8	↖																																			
9:	*10.6	↗																																			
10:	*10.8	↘																																			
Serie		95.0																																			
Total		0.0																																			

<p>20 Skud</p> 	<table style="width:100%; border-collapse: collapse;"> <tr><td>1:</td><td>10.3</td><td>↗</td></tr> <tr><td>2:</td><td>10.2</td><td>↗</td></tr> <tr><td>3:</td><td>10.4</td><td>↘</td></tr> <tr><td>4:</td><td>10.2</td><td>↗</td></tr> <tr><td>5:</td><td>10.2</td><td>↘</td></tr> <tr><td>6:</td><td>10.1</td><td>↗</td></tr> <tr><td>7:</td><td>9.5</td><td>↗</td></tr> <tr><td>8:</td><td>10.4</td><td>↗</td></tr> <tr><td>9:</td><td>10.3</td><td>↗</td></tr> <tr><td>10:</td><td>10.4</td><td>↘</td></tr> <tr><td colspan="2">Serie</td><td>99.0</td></tr> <tr><td colspan="2">Total</td><td>99.0</td></tr> </table>	1:	10.3	↗	2:	10.2	↗	3:	10.4	↘	4:	10.2	↗	5:	10.2	↘	6:	10.1	↗	7:	9.5	↗	8:	10.4	↗	9:	10.3	↗	10:	10.4	↘	Serie		99.0	Total		99.0
1:	10.3	↗																																			
2:	10.2	↗																																			
3:	10.4	↘																																			
4:	10.2	↗																																			
5:	10.2	↘																																			
6:	10.1	↗																																			
7:	9.5	↗																																			
8:	10.4	↗																																			
9:	10.3	↗																																			
10:	10.4	↘																																			
Serie		99.0																																			
Total		99.0																																			

<p>20 Skud</p> 	<table style="width:100%; border-collapse: collapse;"> <tr><td>11:</td><td>10.3</td><td>↖</td></tr> <tr><td>12:</td><td>10.4</td><td>↘</td></tr> <tr><td>13:</td><td>10.3</td><td>↗</td></tr> <tr><td>14:</td><td>9.9</td><td>↘</td></tr> <tr><td>15:</td><td>*10.6</td><td>↖</td></tr> <tr><td>16:</td><td>9.7</td><td>↗</td></tr> <tr><td>17:</td><td>*10.5</td><td>↖</td></tr> <tr><td>18:</td><td>9.8</td><td>↘</td></tr> <tr><td>19:</td><td>10.4</td><td>↗</td></tr> <tr><td>20:</td><td>*10.5</td><td>↗</td></tr> <tr><td colspan="2">Serie</td><td>97.0</td></tr> <tr><td colspan="2">Total</td><td>196.0</td></tr> </table>	11:	10.3	↖	12:	10.4	↘	13:	10.3	↗	14:	9.9	↘	15:	*10.6	↖	16:	9.7	↗	17:	*10.5	↖	18:	9.8	↘	19:	10.4	↗	20:	*10.5	↗	Serie		97.0	Total		196.0
11:	10.3	↖																																			
12:	10.4	↘																																			
13:	10.3	↗																																			
14:	9.9	↘																																			
15:	*10.6	↖																																			
16:	9.7	↗																																			
17:	*10.5	↖																																			
18:	9.8	↘																																			
19:	10.4	↗																																			
20:	*10.5	↗																																			
Serie		97.0																																			
Total		196.0																																			

<p>Prøve</p> 	<table style="width:100%; border-collapse: collapse;"> <tr><td>1:</td><td>9.7</td><td>←</td></tr> <tr><td>2:</td><td>9.6</td><td>↗</td></tr> <tr><td>3:</td><td>9.0</td><td>↗</td></tr> <tr><td>4:</td><td>9.4</td><td>↗</td></tr> <tr><td>5:</td><td>8.5</td><td>↗</td></tr> </table>	1:	9.7	←	2:	9.6	↗	3:	9.0	↗	4:	9.4	↗	5:	8.5	↗
1:	9.7	←														
2:	9.6	↗														
3:	9.0	↗														
4:	9.4	↗														
5:	8.5	↗														
<table style="width:100%; border-collapse: collapse;"> <tr> <td style="width:80%;">Serie</td> <td style="text-align: right;">44.0</td> </tr> <tr> <td colspan="2" style="border-top: 1px solid black;">Total</td> </tr> <tr> <td style="text-align: right;">Total</td> <td style="text-align: right;">0.0</td> </tr> </table>		Serie	44.0	Total		Total	0.0									
Serie	44.0															
Total																
Total	0.0															

<p>20 Skud</p> 	<table style="width:100%; border-collapse: collapse;"> <tr><td>1:</td><td>*10.7</td><td>↗</td></tr> <tr><td>2:</td><td>9.7</td><td>←</td></tr> <tr><td>3:</td><td>9.8</td><td>→</td></tr> <tr><td>4:</td><td>8.4</td><td>↘</td></tr> <tr><td>5:</td><td>*10.7</td><td>↘</td></tr> <tr><td>6:</td><td>9.4</td><td>↘</td></tr> <tr><td>7:</td><td>9.9</td><td>→</td></tr> <tr><td>8:</td><td>9.3</td><td>↘</td></tr> <tr><td>9:</td><td>9.8</td><td>↘</td></tr> <tr><td>10:</td><td>9.9</td><td>→</td></tr> </table>	1:	*10.7	↗	2:	9.7	←	3:	9.8	→	4:	8.4	↘	5:	*10.7	↘	6:	9.4	↘	7:	9.9	→	8:	9.3	↘	9:	9.8	↘	10:	9.9	→
1:	*10.7	↗																													
2:	9.7	←																													
3:	9.8	→																													
4:	8.4	↘																													
5:	*10.7	↘																													
6:	9.4	↘																													
7:	9.9	→																													
8:	9.3	↘																													
9:	9.8	↘																													
10:	9.9	→																													
<table style="width:100%; border-collapse: collapse;"> <tr> <td style="width:80%;">Serie</td> <td style="text-align: right;">91.0</td> </tr> <tr> <td colspan="2" style="border-top: 1px solid black;">Total</td> </tr> <tr> <td style="text-align: right;">Total</td> <td style="text-align: right;">91.0</td> </tr> </table>		Serie	91.0	Total		Total	91.0																								
Serie	91.0																														
Total																															
Total	91.0																														

<p>20 Skud</p> 	<table style="width:100%; border-collapse: collapse;"> <tr><td>11:</td><td>8.7</td><td>←</td></tr> <tr><td>12:</td><td>10.1</td><td>←</td></tr> <tr><td>13:</td><td>9.2</td><td>↗</td></tr> <tr><td>14:</td><td>9.9</td><td>↗</td></tr> <tr><td>15:</td><td>9.6</td><td>↘</td></tr> <tr><td>16:</td><td>10.1</td><td>←</td></tr> <tr><td>17:</td><td>*10.7</td><td>↘</td></tr> <tr><td>18:</td><td>9.5</td><td>↗</td></tr> <tr><td>19:</td><td>*10.6</td><td>↗</td></tr> <tr><td>20:</td><td>10.1</td><td>←</td></tr> </table>	11:	8.7	←	12:	10.1	←	13:	9.2	↗	14:	9.9	↗	15:	9.6	↘	16:	10.1	←	17:	*10.7	↘	18:	9.5	↗	19:	*10.6	↗	20:	10.1	←
11:	8.7	←																													
12:	10.1	←																													
13:	9.2	↗																													
14:	9.9	↗																													
15:	9.6	↘																													
16:	10.1	←																													
17:	*10.7	↘																													
18:	9.5	↗																													
19:	*10.6	↗																													
20:	10.1	←																													
<table style="width:100%; border-collapse: collapse;"> <tr> <td style="width:80%;">Serie</td> <td style="text-align: right;">94.0</td> </tr> <tr> <td colspan="2" style="border-top: 1px solid black;">Total</td> </tr> <tr> <td style="text-align: right;">Total</td> <td style="text-align: right;">185.0</td> </tr> </table>		Serie	94.0	Total		Total	185.0																								
Serie	94.0																														
Total																															
Total	185.0																														

<p>Prøve</p>	<table style="width:100%; border-collapse: collapse;"> <tr><td style="text-align: right;">1:</td><td style="text-align: right;">7.8</td><td style="text-align: right;">↘</td></tr> <tr><td style="text-align: right;">2:</td><td style="text-align: right;">10.2</td><td style="text-align: right;">→</td></tr> <tr><td style="text-align: right;">3:</td><td style="text-align: right;">9.7</td><td style="text-align: right;">←</td></tr> <tr><td style="text-align: right;">4:</td><td style="text-align: right;">9.1</td><td style="text-align: right;">↘</td></tr> <tr><td style="text-align: right;">5:</td><td style="text-align: right;">8.9</td><td style="text-align: right;">↘</td></tr> <tr><td style="text-align: right;">6:</td><td style="text-align: right;">7.7</td><td style="text-align: right;">↘</td></tr> <tr><td style="text-align: right;">7:</td><td style="text-align: right;">9.1</td><td style="text-align: right;">↘</td></tr> </table> <table border="1" style="width:100%; border-collapse: collapse; margin-top: 5px;"> <tr> <td style="width:80%;">Serie</td> <td style="text-align: right;">59.0</td> </tr> <tr> <td>Total</td> <td style="text-align: right;">0.0</td> </tr> </table>	1:	7.8	↘	2:	10.2	→	3:	9.7	←	4:	9.1	↘	5:	8.9	↘	6:	7.7	↘	7:	9.1	↘	Serie	59.0	Total	0.0
1:	7.8	↘																								
2:	10.2	→																								
3:	9.7	←																								
4:	9.1	↘																								
5:	8.9	↘																								
6:	7.7	↘																								
7:	9.1	↘																								
Serie	59.0																									
Total	0.0																									

<p>20 Skud</p>	<table style="width:100%; border-collapse: collapse;"> <tr><td style="text-align: right;">1:</td><td style="text-align: right;">9.4</td><td style="text-align: right;">↘</td></tr> <tr><td style="text-align: right;">2:</td><td style="text-align: right;">9.9</td><td style="text-align: right;">→</td></tr> <tr><td style="text-align: right;">3:</td><td style="text-align: right;">8.9</td><td style="text-align: right;">↘</td></tr> <tr><td style="text-align: right;">4:</td><td style="text-align: right;">9.0</td><td style="text-align: right;">↘</td></tr> <tr><td style="text-align: right;">5:</td><td style="text-align: right;">7.7</td><td style="text-align: right;">↘</td></tr> <tr><td style="text-align: right;">6:</td><td style="text-align: right;">8.6</td><td style="text-align: right;">↘</td></tr> <tr><td style="text-align: right;">7:</td><td style="text-align: right;">7.7</td><td style="text-align: right;">↘</td></tr> <tr><td style="text-align: right;">8:</td><td style="text-align: right;">8.7</td><td style="text-align: right;">↘</td></tr> <tr><td style="text-align: right;">9:</td><td style="text-align: right;">10.1</td><td style="text-align: right;">↘</td></tr> <tr><td style="text-align: right;">10:</td><td style="text-align: right;">8.9</td><td style="text-align: right;">→</td></tr> </table> <table border="1" style="width:100%; border-collapse: collapse; margin-top: 5px;"> <tr> <td style="width:80%;">Serie</td> <td style="text-align: right;">83.0</td> </tr> <tr> <td>Total</td> <td style="text-align: right;">83.0</td> </tr> </table>	1:	9.4	↘	2:	9.9	→	3:	8.9	↘	4:	9.0	↘	5:	7.7	↘	6:	8.6	↘	7:	7.7	↘	8:	8.7	↘	9:	10.1	↘	10:	8.9	→	Serie	83.0	Total	83.0
1:	9.4	↘																																	
2:	9.9	→																																	
3:	8.9	↘																																	
4:	9.0	↘																																	
5:	7.7	↘																																	
6:	8.6	↘																																	
7:	7.7	↘																																	
8:	8.7	↘																																	
9:	10.1	↘																																	
10:	8.9	→																																	
Serie	83.0																																		
Total	83.0																																		

<p>20 Skud</p>	<table style="width:100%; border-collapse: collapse;"> <tr><td style="text-align: right;">11:</td><td style="text-align: right;">9.3</td><td style="text-align: right;">↘</td></tr> <tr><td style="text-align: right;">12:</td><td style="text-align: right;">8.3</td><td style="text-align: right;">←</td></tr> <tr><td style="text-align: right;">13:</td><td style="text-align: right;">8.9</td><td style="text-align: right;">↘</td></tr> <tr><td style="text-align: right;">14:</td><td style="text-align: right;">7.8</td><td style="text-align: right;">↘</td></tr> <tr><td style="text-align: right;">15:</td><td style="text-align: right;">9.8</td><td style="text-align: right;">↗</td></tr> <tr><td style="text-align: right;">16:</td><td style="text-align: right;">8.7</td><td style="text-align: right;">↗</td></tr> <tr><td style="text-align: right;">17:</td><td style="text-align: right;">8.4</td><td style="text-align: right;">↘</td></tr> <tr><td style="text-align: right;">18:</td><td style="text-align: right;">9.0</td><td style="text-align: right;">↘</td></tr> <tr><td style="text-align: right;">19:</td><td style="text-align: right;">7.7</td><td style="text-align: right;">↘</td></tr> <tr><td style="text-align: right;">20:</td><td style="text-align: right;">9.0</td><td style="text-align: right;">↘</td></tr> </table> <table border="1" style="width:100%; border-collapse: collapse; margin-top: 5px;"> <tr> <td style="width:80%;">Serie</td> <td style="text-align: right;">82.0</td> </tr> <tr> <td>Total</td> <td style="text-align: right;">165.0</td> </tr> </table>	11:	9.3	↘	12:	8.3	←	13:	8.9	↘	14:	7.8	↘	15:	9.8	↗	16:	8.7	↗	17:	8.4	↘	18:	9.0	↘	19:	7.7	↘	20:	9.0	↘	Serie	82.0	Total	165.0
11:	9.3	↘																																	
12:	8.3	←																																	
13:	8.9	↘																																	
14:	7.8	↘																																	
15:	9.8	↗																																	
16:	8.7	↗																																	
17:	8.4	↘																																	
18:	9.0	↘																																	
19:	7.7	↘																																	
20:	9.0	↘																																	
Serie	82.0																																		
Total	165.0																																		

<p>Prøve</p>	<table style="width:100%; border-collapse: collapse;"> <tr> <td style="width:10%; text-align: right;">1:</td> <td style="width:10%; text-align: right;">*10.6</td> <td style="width:10%; text-align: center;">→</td> </tr> <tr> <td style="text-align: right;">2:</td> <td style="text-align: right;">*10.9</td> <td style="text-align: center;">↓</td> </tr> </table>	1:	*10.6	→	2:	*10.9	↓
1:	*10.6	→					
2:	*10.9	↓					

Serie	20.0
Total	0.0

<p>20 Skud</p>	<table style="width:100%; border-collapse: collapse;"> <tr><td style="text-align: right;">1:</td><td style="text-align: right;">10.4</td><td style="text-align: center;">↓</td></tr> <tr><td style="text-align: right;">2:</td><td style="text-align: right;">*10.9</td><td style="text-align: center;">↑</td></tr> <tr><td style="text-align: right;">3:</td><td style="text-align: right;">*10.8</td><td style="text-align: center;">→</td></tr> <tr><td style="text-align: right;">4:</td><td style="text-align: right;">10.0</td><td style="text-align: center;">↓</td></tr> <tr><td style="text-align: right;">5:</td><td style="text-align: right;">9.7</td><td style="text-align: center;">→</td></tr> <tr><td style="text-align: right;">6:</td><td style="text-align: right;">10.5</td><td style="text-align: center;">→</td></tr> <tr><td style="text-align: right;">7:</td><td style="text-align: right;">10.5</td><td style="text-align: center;">↙</td></tr> <tr><td style="text-align: right;">8:</td><td style="text-align: right;">10.4</td><td style="text-align: center;">←</td></tr> <tr><td style="text-align: right;">9:</td><td style="text-align: right;">*10.6</td><td style="text-align: center;">↓</td></tr> <tr><td style="text-align: right;">10:</td><td style="text-align: right;">10.1</td><td style="text-align: center;">→</td></tr> </table>	1:	10.4	↓	2:	*10.9	↑	3:	*10.8	→	4:	10.0	↓	5:	9.7	→	6:	10.5	→	7:	10.5	↙	8:	10.4	←	9:	*10.6	↓	10:	10.1	→
1:	10.4	↓																													
2:	*10.9	↑																													
3:	*10.8	→																													
4:	10.0	↓																													
5:	9.7	→																													
6:	10.5	→																													
7:	10.5	↙																													
8:	10.4	←																													
9:	*10.6	↓																													
10:	10.1	→																													

Serie	99.0
Total	99.0

<p>20 Skud</p>	<table style="width:100%; border-collapse: collapse;"> <tr><td style="text-align: right;">11:</td><td style="text-align: right;">10.5</td><td style="text-align: center;">→</td></tr> <tr><td style="text-align: right;">12:</td><td style="text-align: right;">10.0</td><td style="text-align: center;">↑</td></tr> <tr><td style="text-align: right;">13:</td><td style="text-align: right;">10.6</td><td style="text-align: center;">←</td></tr> <tr><td style="text-align: right;">14:</td><td style="text-align: right;">*10.9</td><td style="text-align: center;">→</td></tr> <tr><td style="text-align: right;">15:</td><td style="text-align: right;">9.6</td><td style="text-align: center;">→</td></tr> <tr><td style="text-align: right;">16:</td><td style="text-align: right;">*10.8</td><td style="text-align: center;">↑</td></tr> <tr><td style="text-align: right;">17:</td><td style="text-align: right;">10.2</td><td style="text-align: center;">↓</td></tr> <tr><td style="text-align: right;">18:</td><td style="text-align: right;">9.9</td><td style="text-align: center;">↗</td></tr> <tr><td style="text-align: right;">19:</td><td style="text-align: right;">*10.7</td><td style="text-align: center;">→</td></tr> <tr><td style="text-align: right;">20:</td><td style="text-align: right;">10.2</td><td style="text-align: center;">↓</td></tr> </table>	11:	10.5	→	12:	10.0	↑	13:	10.6	←	14:	*10.9	→	15:	9.6	→	16:	*10.8	↑	17:	10.2	↓	18:	9.9	↗	19:	*10.7	→	20:	10.2	↓
11:	10.5	→																													
12:	10.0	↑																													
13:	10.6	←																													
14:	*10.9	→																													
15:	9.6	→																													
16:	*10.8	↑																													
17:	10.2	↓																													
18:	9.9	↗																													
19:	*10.7	→																													
20:	10.2	↓																													

Serie	98.0
Total	197.0

<p>Prøve</p>	<table style="width:100%; border-collapse: collapse;"> <tr><td style="width:10%;">1:</td><td style="width:15%;">8.9</td><td style="width:10%; text-align: center;">↗</td></tr> <tr><td>2:</td><td>9.5</td><td style="text-align: center;">↗</td></tr> <tr><td>3:</td><td>8.9</td><td style="text-align: center;">↗</td></tr> <tr><td>4:</td><td>10.0</td><td style="text-align: center;">→</td></tr> <tr><td>5:</td><td>8.9</td><td style="text-align: center;">↖</td></tr> <tr><td>6:</td><td>10.1</td><td style="text-align: center;">↖</td></tr> <tr><td>7:</td><td>*10.8</td><td style="text-align: center;">↗</td></tr> <tr><td>8:</td><td>7.9</td><td style="text-align: center;">↖</td></tr> <tr><td>9:</td><td>10.3</td><td style="text-align: center;">↗</td></tr> <tr><td>10:</td><td>*10.8</td><td style="text-align: center;">↘</td></tr> <tr><td colspan="2">Serie</td><td style="text-align: right;">90.0</td></tr> <tr><td colspan="2">Total</td><td style="text-align: right;">0.0</td></tr> </table>	1:	8.9	↗	2:	9.5	↗	3:	8.9	↗	4:	10.0	→	5:	8.9	↖	6:	10.1	↖	7:	*10.8	↗	8:	7.9	↖	9:	10.3	↗	10:	*10.8	↘	Serie		90.0	Total		0.0
1:	8.9	↗																																			
2:	9.5	↗																																			
3:	8.9	↗																																			
4:	10.0	→																																			
5:	8.9	↖																																			
6:	10.1	↖																																			
7:	*10.8	↗																																			
8:	7.9	↖																																			
9:	10.3	↗																																			
10:	*10.8	↘																																			
Serie		90.0																																			
Total		0.0																																			

<p>20 Skud</p>	<table style="width:100%; border-collapse: collapse;"> <tr><td style="width:10%;">1:</td><td style="width:15%;">10.4</td><td style="width:10%; text-align: center;">↗</td></tr> <tr><td>2:</td><td>10.4</td><td style="text-align: center;">↘</td></tr> <tr><td>3:</td><td>10.2</td><td style="text-align: center;">→</td></tr> <tr><td>4:</td><td>10.1</td><td style="text-align: center;">↘</td></tr> <tr><td>5:</td><td>9.7</td><td style="text-align: center;">↗</td></tr> <tr><td>6:</td><td>10.0</td><td style="text-align: center;">↗</td></tr> <tr><td>7:</td><td>10.3</td><td style="text-align: center;">↖</td></tr> <tr><td>8:</td><td>*10.6</td><td style="text-align: center;">↗</td></tr> <tr><td>9:</td><td>9.2</td><td style="text-align: center;">↖</td></tr> <tr><td>10:</td><td>9.8</td><td style="text-align: center;">↗</td></tr> <tr><td colspan="2">Serie</td><td style="text-align: right;">97.0</td></tr> <tr><td colspan="2">Total</td><td style="text-align: right;">97.0</td></tr> </table>	1:	10.4	↗	2:	10.4	↘	3:	10.2	→	4:	10.1	↘	5:	9.7	↗	6:	10.0	↗	7:	10.3	↖	8:	*10.6	↗	9:	9.2	↖	10:	9.8	↗	Serie		97.0	Total		97.0
1:	10.4	↗																																			
2:	10.4	↘																																			
3:	10.2	→																																			
4:	10.1	↘																																			
5:	9.7	↗																																			
6:	10.0	↗																																			
7:	10.3	↖																																			
8:	*10.6	↗																																			
9:	9.2	↖																																			
10:	9.8	↗																																			
Serie		97.0																																			
Total		97.0																																			

<p>20 Skud</p>	<table style="width:100%; border-collapse: collapse;"> <tr><td style="width:10%;">11:</td><td style="width:15%;">9.5</td><td style="width:10%; text-align: center;">↗</td></tr> <tr><td>12:</td><td>10.5</td><td style="text-align: center;">↘</td></tr> <tr><td>13:</td><td>10.0</td><td style="text-align: center;">↘</td></tr> <tr><td>14:</td><td>9.5</td><td style="text-align: center;">↘</td></tr> <tr><td>15:</td><td>10.2</td><td style="text-align: center;">↗</td></tr> <tr><td>16:</td><td>9.7</td><td style="text-align: center;">↖</td></tr> <tr><td>17:</td><td>10.1</td><td style="text-align: center;">↖</td></tr> <tr><td>18:</td><td>*10.7</td><td style="text-align: center;">↗</td></tr> <tr><td>19:</td><td>9.5</td><td style="text-align: center;">↗</td></tr> <tr><td>20:</td><td>10.4</td><td style="text-align: center;">↗</td></tr> <tr><td colspan="2">Serie</td><td style="text-align: right;">96.0</td></tr> <tr><td colspan="2">Total</td><td style="text-align: right;">193.0</td></tr> </table>	11:	9.5	↗	12:	10.5	↘	13:	10.0	↘	14:	9.5	↘	15:	10.2	↗	16:	9.7	↖	17:	10.1	↖	18:	*10.7	↗	19:	9.5	↗	20:	10.4	↗	Serie		96.0	Total		193.0
11:	9.5	↗																																			
12:	10.5	↘																																			
13:	10.0	↘																																			
14:	9.5	↘																																			
15:	10.2	↗																																			
16:	9.7	↖																																			
17:	10.1	↖																																			
18:	*10.7	↗																																			
19:	9.5	↗																																			
20:	10.4	↗																																			
Serie		96.0																																			
Total		193.0																																			

<p>Prøve</p>	<table style="width:100%; border-collapse: collapse;"> <tr><td style="width:10%;">1:</td><td style="width:20%;">10.2</td><td style="width:10%; text-align: center;">↑</td></tr> <tr><td>2:</td><td>10.5</td><td style="text-align: center;">↓</td></tr> <tr><td>3:</td><td>10.2</td><td style="text-align: center;">↗</td></tr> <tr><td>4:</td><td>10.4</td><td style="text-align: center;">↖</td></tr> <tr><td>5:</td><td>10.5</td><td style="text-align: center;">↘</td></tr> <tr><td>6:</td><td>10.6</td><td style="text-align: center;">↙</td></tr> <tr><td>7:</td><td>*10.7</td><td style="text-align: center;">→</td></tr> <tr><td>8:</td><td>10.5</td><td style="text-align: center;">↗</td></tr> </table>	1:	10.2	↑	2:	10.5	↓	3:	10.2	↗	4:	10.4	↖	5:	10.5	↘	6:	10.6	↙	7:	*10.7	→	8:	10.5	↗
1:	10.2	↑																							
2:	10.5	↓																							
3:	10.2	↗																							
4:	10.4	↖																							
5:	10.5	↘																							
6:	10.6	↙																							
7:	*10.7	→																							
8:	10.5	↗																							

Serie	80.0
Total	0.0

<p>20 Skud</p>	<table style="width:100%; border-collapse: collapse;"> <tr><td style="width:10%;">1:</td><td style="width:20%;">10.2</td><td style="width:10%; text-align: center;">↑</td></tr> <tr><td>2:</td><td>*10.7</td><td style="text-align: center;">↗</td></tr> <tr><td>3:</td><td>10.0</td><td style="text-align: center;">→</td></tr> <tr><td>4:</td><td>9.6</td><td style="text-align: center;">↑</td></tr> <tr><td>5:</td><td>10.3</td><td style="text-align: center;">↑</td></tr> <tr><td>6:</td><td>9.8</td><td style="text-align: center;">↘</td></tr> <tr><td>7:</td><td>10.5</td><td style="text-align: center;">↗</td></tr> <tr><td>8:</td><td>10.1</td><td style="text-align: center;">↑</td></tr> <tr><td>9:</td><td>10.2</td><td style="text-align: center;">→</td></tr> <tr><td>10:</td><td>10.1</td><td style="text-align: center;">→</td></tr> </table>	1:	10.2	↑	2:	*10.7	↗	3:	10.0	→	4:	9.6	↑	5:	10.3	↑	6:	9.8	↘	7:	10.5	↗	8:	10.1	↑	9:	10.2	→	10:	10.1	→
1:	10.2	↑																													
2:	*10.7	↗																													
3:	10.0	→																													
4:	9.6	↑																													
5:	10.3	↑																													
6:	9.8	↘																													
7:	10.5	↗																													
8:	10.1	↑																													
9:	10.2	→																													
10:	10.1	→																													

Serie	98.0
Total	98.0

<p>20 Skud</p>	<table style="width:100%; border-collapse: collapse;"> <tr><td style="width:10%;">11:</td><td style="width:20%;">10.5</td><td style="width:10%; text-align: center;">↘</td></tr> <tr><td>12:</td><td>*10.6</td><td style="text-align: center;">↑</td></tr> <tr><td>13:</td><td>10.6</td><td style="text-align: center;">←</td></tr> <tr><td>14:</td><td>10.3</td><td style="text-align: center;">↓</td></tr> <tr><td>15:</td><td>*10.8</td><td style="text-align: center;">↑</td></tr> <tr><td>16:</td><td>10.0</td><td style="text-align: center;">↑</td></tr> <tr><td>17:</td><td>10.5</td><td style="text-align: center;">→</td></tr> <tr><td>18:</td><td>10.4</td><td style="text-align: center;">↑</td></tr> <tr><td>19:</td><td>10.6</td><td style="text-align: center;">↘</td></tr> <tr><td>20:</td><td>10.5</td><td style="text-align: center;">→</td></tr> </table>	11:	10.5	↘	12:	*10.6	↑	13:	10.6	←	14:	10.3	↓	15:	*10.8	↑	16:	10.0	↑	17:	10.5	→	18:	10.4	↑	19:	10.6	↘	20:	10.5	→
11:	10.5	↘																													
12:	*10.6	↑																													
13:	10.6	←																													
14:	10.3	↓																													
15:	*10.8	↑																													
16:	10.0	↑																													
17:	10.5	→																													
18:	10.4	↑																													
19:	10.6	↘																													
20:	10.5	→																													

Serie	100.0
Total	198.0

<p>Prøve</p>	<table style="width:100%; border-collapse: collapse;"> <tr><td style="width:10%;">1:</td><td style="width:40%;">10.4</td><td style="width:50%; text-align: right;">↘</td></tr> <tr><td>2:</td><td>10.3</td><td style="text-align: right;">↙</td></tr> <tr><td>3:</td><td>9.8</td><td style="text-align: right;">↘</td></tr> <tr><td>4:</td><td>10.0</td><td style="text-align: right;">↘</td></tr> <tr><td>5:</td><td>10.5</td><td style="text-align: right;">↗</td></tr> <tr><td>6:</td><td>9.5</td><td style="text-align: right;">↗</td></tr> <tr><td>7:</td><td>*10.7</td><td style="text-align: right;">↘</td></tr> </table> <table border="1" style="width:100%; border-collapse: collapse; margin-top: 5px;"> <tr> <td style="width:80%;">Serie</td> <td style="text-align: right;">68.0</td> </tr> <tr> <td>Total</td> <td style="text-align: right;">0.0</td> </tr> </table>	1:	10.4	↘	2:	10.3	↙	3:	9.8	↘	4:	10.0	↘	5:	10.5	↗	6:	9.5	↗	7:	*10.7	↘	Serie	68.0	Total	0.0
1:	10.4	↘																								
2:	10.3	↙																								
3:	9.8	↘																								
4:	10.0	↘																								
5:	10.5	↗																								
6:	9.5	↗																								
7:	*10.7	↘																								
Serie	68.0																									
Total	0.0																									

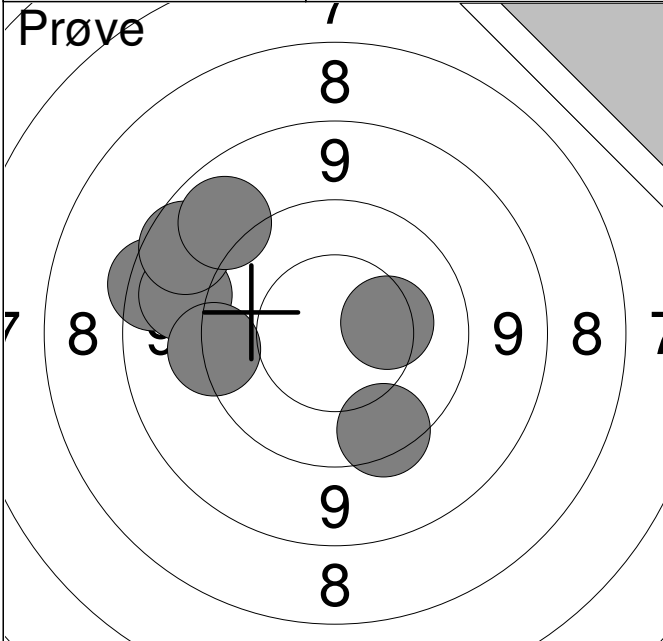
<p>20 Skud</p>	<table style="width:100%; border-collapse: collapse;"> <tr><td style="width:10%;">1:</td><td style="width:40%;">10.2</td><td style="width:50%; text-align: right;">↙</td></tr> <tr><td>2:</td><td>9.6</td><td style="text-align: right;">↙</td></tr> <tr><td>3:</td><td>8.3</td><td style="text-align: right;">↗</td></tr> <tr><td>4:</td><td>9.3</td><td style="text-align: right;">→</td></tr> <tr><td>5:</td><td>9.9</td><td style="text-align: right;">↗</td></tr> <tr><td>6:</td><td>9.8</td><td style="text-align: right;">↗</td></tr> <tr><td>7:</td><td>10.4</td><td style="text-align: right;">↗</td></tr> <tr><td>8:</td><td>9.8</td><td style="text-align: right;">↗</td></tr> <tr><td>9:</td><td>10.6</td><td style="text-align: right;">↙</td></tr> <tr><td>10:</td><td>10.1</td><td style="text-align: right;">↗</td></tr> </table> <table border="1" style="width:100%; border-collapse: collapse; margin-top: 5px;"> <tr> <td style="width:80%;">Serie</td> <td style="text-align: right;">93.0</td> </tr> <tr> <td>Total</td> <td style="text-align: right;">93.0</td> </tr> </table>	1:	10.2	↙	2:	9.6	↙	3:	8.3	↗	4:	9.3	→	5:	9.9	↗	6:	9.8	↗	7:	10.4	↗	8:	9.8	↗	9:	10.6	↙	10:	10.1	↗	Serie	93.0	Total	93.0
1:	10.2	↙																																	
2:	9.6	↙																																	
3:	8.3	↗																																	
4:	9.3	→																																	
5:	9.9	↗																																	
6:	9.8	↗																																	
7:	10.4	↗																																	
8:	9.8	↗																																	
9:	10.6	↙																																	
10:	10.1	↗																																	
Serie	93.0																																		
Total	93.0																																		

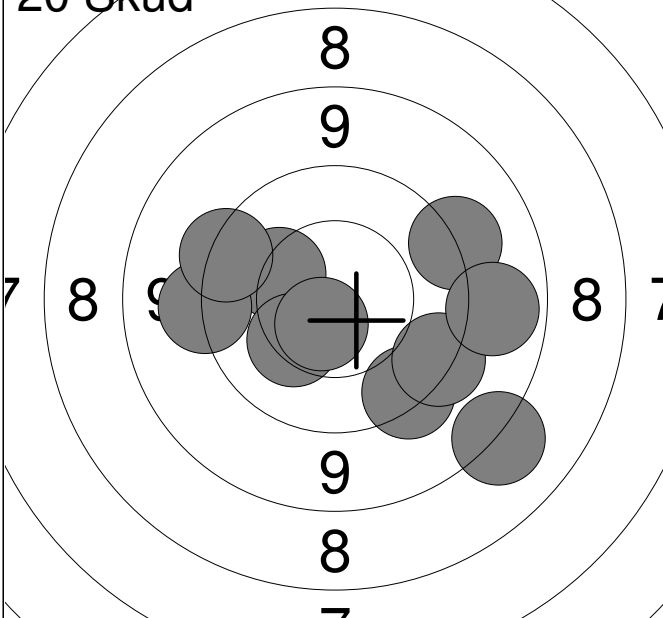
<p>20 Skud</p>	<table style="width:100%; border-collapse: collapse;"> <tr><td style="width:10%;">11:</td><td style="width:40%;">9.6</td><td style="width:50%; text-align: right;">↗</td></tr> <tr><td>12:</td><td>10.3</td><td style="text-align: right;">→</td></tr> <tr><td>13:</td><td>10.4</td><td style="text-align: right;">↙</td></tr> <tr><td>14:</td><td>10.0</td><td style="text-align: right;">↗</td></tr> <tr><td>15:</td><td>9.7</td><td style="text-align: right;">→</td></tr> <tr><td>16:</td><td>9.8</td><td style="text-align: right;">↗</td></tr> <tr><td>17:</td><td>9.9</td><td style="text-align: right;">→</td></tr> <tr><td>18:</td><td>10.0</td><td style="text-align: right;">↙</td></tr> <tr><td>19:</td><td>*10.7</td><td style="text-align: right;">↘</td></tr> <tr><td>20:</td><td>9.9</td><td style="text-align: right;">↗</td></tr> </table> <table border="1" style="width:100%; border-collapse: collapse; margin-top: 5px;"> <tr> <td style="width:80%;">Serie</td> <td style="text-align: right;">95.0</td> </tr> <tr> <td>Total</td> <td style="text-align: right;">188.0</td> </tr> </table>	11:	9.6	↗	12:	10.3	→	13:	10.4	↙	14:	10.0	↗	15:	9.7	→	16:	9.8	↗	17:	9.9	→	18:	10.0	↙	19:	*10.7	↘	20:	9.9	↗	Serie	95.0	Total	188.0
11:	9.6	↗																																	
12:	10.3	→																																	
13:	10.4	↙																																	
14:	10.0	↗																																	
15:	9.7	→																																	
16:	9.8	↗																																	
17:	9.9	→																																	
18:	10.0	↙																																	
19:	*10.7	↘																																	
20:	9.9	↗																																	
Serie	95.0																																		
Total	188.0																																		

<p>Prøve</p>	<table style="width:100%; border-collapse: collapse;"> <tr><td style="width:10%;">1:</td><td style="width:10%;">9.0</td><td style="width:10%; text-align: center;">←</td></tr> <tr><td>2:</td><td>9.8</td><td style="text-align: center;">↓</td></tr> <tr><td>3:</td><td>9.7</td><td style="text-align: center;">→</td></tr> <tr><td>4:</td><td>10.1</td><td style="text-align: center;">↗</td></tr> <tr><td>5:</td><td>8.9</td><td style="text-align: center;">←</td></tr> </table>	1:	9.0	←	2:	9.8	↓	3:	9.7	→	4:	10.1	↗	5:	8.9	←
1:	9.0	←														
2:	9.8	↓														
3:	9.7	→														
4:	10.1	↗														
5:	8.9	←														
<table style="width:100%; border-collapse: collapse;"> <tr> <td style="width:10%;">Serie</td> <td style="width:10%;"></td> <td style="width:10%; text-align: right;">45.0</td> </tr> <tr> <td>Total</td> <td></td> <td style="text-align: right;">0.0</td> </tr> </table>		Serie		45.0	Total		0.0									
Serie		45.0														
Total		0.0														

<p>20 Skud</p>	<table style="width:100%; border-collapse: collapse;"> <tr><td style="width:10%;">1:</td><td style="width:10%;">8.7</td><td style="width:10%; text-align: center;">↗</td></tr> <tr><td>2:</td><td>8.8</td><td style="text-align: center;">←</td></tr> <tr><td>3:</td><td>9.9</td><td style="text-align: center;">↗</td></tr> <tr><td>4:</td><td>9.7</td><td style="text-align: center;">↑</td></tr> <tr><td>5:</td><td>*10.7</td><td style="text-align: center;">↓</td></tr> <tr><td>6:</td><td>10.1</td><td style="text-align: center;">←</td></tr> <tr><td>7:</td><td>10.3</td><td style="text-align: center;">↓</td></tr> <tr><td>8:</td><td>9.5</td><td style="text-align: center;">→</td></tr> <tr><td>9:</td><td>9.9</td><td style="text-align: center;">→</td></tr> <tr><td>10:</td><td>9.2</td><td style="text-align: center;">←</td></tr> </table>	1:	8.7	↗	2:	8.8	←	3:	9.9	↗	4:	9.7	↑	5:	*10.7	↓	6:	10.1	←	7:	10.3	↓	8:	9.5	→	9:	9.9	→	10:	9.2	←
1:	8.7	↗																													
2:	8.8	←																													
3:	9.9	↗																													
4:	9.7	↑																													
5:	*10.7	↓																													
6:	10.1	←																													
7:	10.3	↓																													
8:	9.5	→																													
9:	9.9	→																													
10:	9.2	←																													
<table style="width:100%; border-collapse: collapse;"> <tr> <td style="width:10%;">Serie</td> <td style="width:10%;"></td> <td style="width:10%; text-align: right;">91.0</td> </tr> <tr> <td>Total</td> <td></td> <td style="text-align: right;">91.0</td> </tr> </table>		Serie		91.0	Total		91.0																								
Serie		91.0																													
Total		91.0																													

<p>20 Skud</p>	<table style="width:100%; border-collapse: collapse;"> <tr><td style="width:10%;">11:</td><td style="width:10%;">9.3</td><td style="width:10%; text-align: center;">→</td></tr> <tr><td>12:</td><td>9.9</td><td style="text-align: center;">←</td></tr> <tr><td>13:</td><td>8.4</td><td style="text-align: center;">←</td></tr> <tr><td>14:</td><td>9.7</td><td style="text-align: center;">↓</td></tr> <tr><td>15:</td><td>9.3</td><td style="text-align: center;">↑</td></tr> <tr><td>16:</td><td>9.7</td><td style="text-align: center;">→</td></tr> <tr><td>17:</td><td>9.7</td><td style="text-align: center;">↓</td></tr> <tr><td>18:</td><td>9.4</td><td style="text-align: center;">↗</td></tr> <tr><td>19:</td><td>9.6</td><td style="text-align: center;">↗</td></tr> <tr><td>20:</td><td>9.1</td><td style="text-align: center;">→</td></tr> </table>	11:	9.3	→	12:	9.9	←	13:	8.4	←	14:	9.7	↓	15:	9.3	↑	16:	9.7	→	17:	9.7	↓	18:	9.4	↗	19:	9.6	↗	20:	9.1	→
11:	9.3	→																													
12:	9.9	←																													
13:	8.4	←																													
14:	9.7	↓																													
15:	9.3	↑																													
16:	9.7	→																													
17:	9.7	↓																													
18:	9.4	↗																													
19:	9.6	↗																													
20:	9.1	→																													
<table style="width:100%; border-collapse: collapse;"> <tr> <td style="width:10%;">Serie</td> <td style="width:10%;"></td> <td style="width:10%; text-align: right;">89.0</td> </tr> <tr> <td>Total</td> <td></td> <td style="text-align: right;">180.0</td> </tr> </table>		Serie		89.0	Total		180.0																								
Serie		89.0																													
Total		180.0																													

Prøve 	<table style="width:100%; border-collapse: collapse;"> <tr><td style="width:10%;">1:</td><td style="width:10%;">8.7</td><td style="width:10%; text-align: right;">↖</td></tr> <tr><td>2:</td><td>9.1</td><td style="text-align: right;">↖</td></tr> <tr><td>3:</td><td>9.7</td><td style="text-align: right;">↙</td></tr> <tr><td>4:</td><td>9.5</td><td style="text-align: right;">↖</td></tr> <tr><td>5:</td><td>8.9</td><td style="text-align: right;">↗</td></tr> <tr><td>6:</td><td>9.1</td><td style="text-align: right;">↗</td></tr> <tr><td>7:</td><td>10.3</td><td style="text-align: right;">→</td></tr> </table>	1:	8.7	↖	2:	9.1	↖	3:	9.7	↙	4:	9.5	↖	5:	8.9	↗	6:	9.1	↗	7:	10.3	→
1:	8.7	↖																				
2:	9.1	↖																				
3:	9.7	↙																				
4:	9.5	↖																				
5:	8.9	↗																				
6:	9.1	↗																				
7:	10.3	→																				
<table style="width:100%; border-collapse: collapse;"> <tr> <td style="width:45%; text-align: right;">Serie</td> <td style="width:55%; text-align: right;">62.0</td> </tr> <tr> <td style="text-align: right;">Total</td> <td style="text-align: right;">0.0</td> </tr> </table>		Serie	62.0	Total	0.0																	
Serie	62.0																					
Total	0.0																					

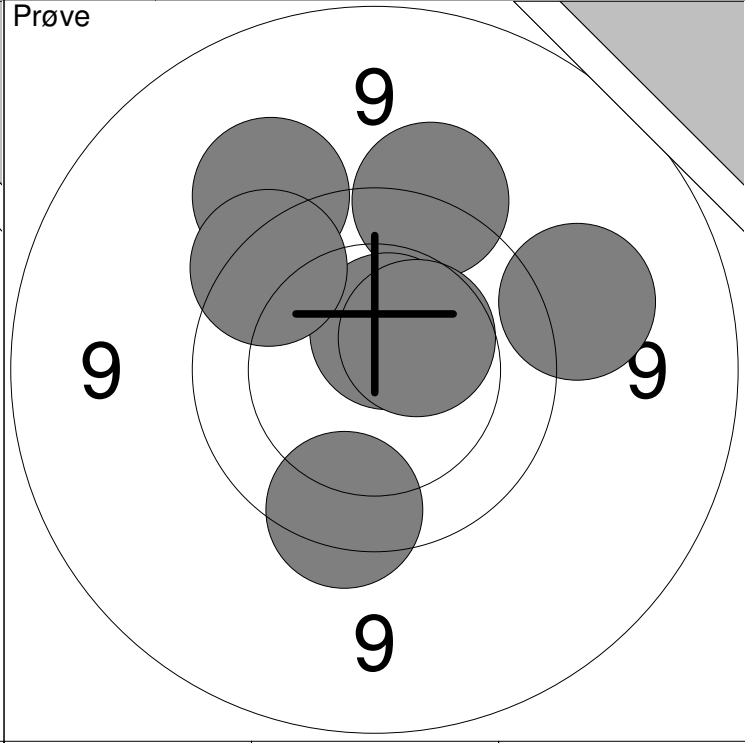
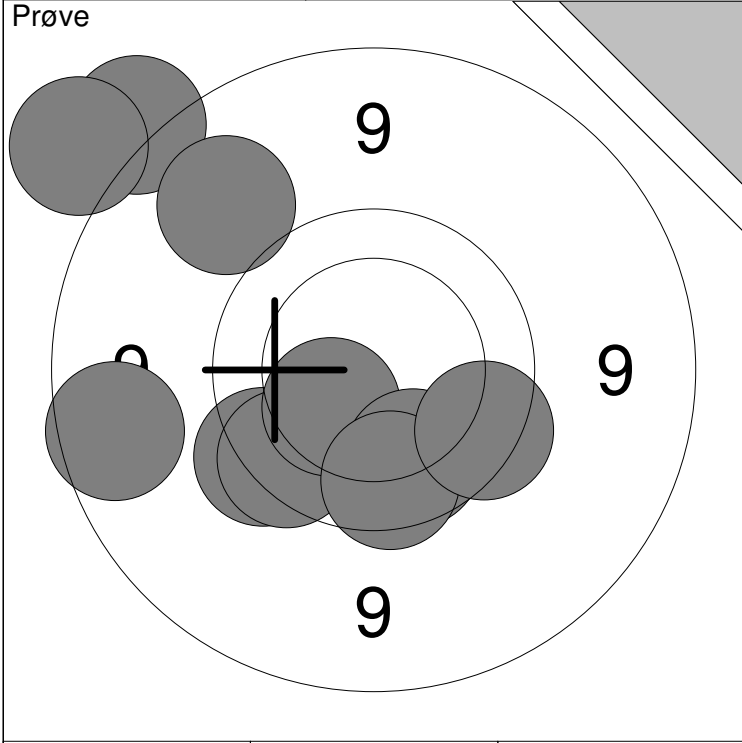
20 Skud 	<table style="width:100%; border-collapse: collapse;"> <tr><td style="width:10%;">1:</td><td style="width:10%;">10.2</td><td style="width:10%; text-align: right;">↖</td></tr> <tr><td>2:</td><td>9.5</td><td style="text-align: right;">↙</td></tr> <tr><td>3:</td><td>10.3</td><td style="text-align: right;">↙</td></tr> <tr><td>4:</td><td>8.3</td><td style="text-align: right;">↙</td></tr> <tr><td>5:</td><td>9.4</td><td style="text-align: right;">↖</td></tr> <tr><td>6:</td><td>9.6</td><td style="text-align: right;">↗</td></tr> <tr><td>7:</td><td>9.4</td><td style="text-align: right;">↗</td></tr> <tr><td>8:</td><td>*10.6</td><td style="text-align: right;">↙</td></tr> <tr><td>9:</td><td>9.5</td><td style="text-align: right;">↙</td></tr> <tr><td>10:</td><td>9.0</td><td style="text-align: right;">→</td></tr> </table>	1:	10.2	↖	2:	9.5	↙	3:	10.3	↙	4:	8.3	↙	5:	9.4	↖	6:	9.6	↗	7:	9.4	↗	8:	*10.6	↙	9:	9.5	↙	10:	9.0	→
1:	10.2	↖																													
2:	9.5	↙																													
3:	10.3	↙																													
4:	8.3	↙																													
5:	9.4	↖																													
6:	9.6	↗																													
7:	9.4	↗																													
8:	*10.6	↙																													
9:	9.5	↙																													
10:	9.0	→																													
<table style="width:100%; border-collapse: collapse;"> <tr> <td style="width:45%; text-align: right;">Serie</td> <td style="width:55%; text-align: right;">92.0</td> </tr> <tr> <td style="text-align: right;">Total</td> <td style="text-align: right;">92.0</td> </tr> </table>		Serie	92.0	Total	92.0																										
Serie	92.0																														
Total	92.0																														

20 Skud 	<table style="width:100%; border-collapse: collapse;"> <tr><td style="width:10%;">11:</td><td style="width:10%;">9.9</td><td style="width:10%; text-align: right;">↗</td></tr> <tr><td>12:</td><td>9.7</td><td style="text-align: right;">→</td></tr> <tr><td>13:</td><td>9.2</td><td style="text-align: right;">→</td></tr> <tr><td>14:</td><td>9.8</td><td style="text-align: right;">↖</td></tr> <tr><td>15:</td><td>9.1</td><td style="text-align: right;">↙</td></tr> <tr><td>16:</td><td>10.4</td><td style="text-align: right;">↗</td></tr> <tr><td>17:</td><td>*10.6</td><td style="text-align: right;">↖</td></tr> <tr><td>18:</td><td>9.8</td><td style="text-align: right;">↖</td></tr> <tr><td>19:</td><td>*10.6</td><td style="text-align: right;">→</td></tr> <tr><td>20:</td><td>9.9</td><td style="text-align: right;">↙</td></tr> </table>	11:	9.9	↗	12:	9.7	→	13:	9.2	→	14:	9.8	↖	15:	9.1	↙	16:	10.4	↗	17:	*10.6	↖	18:	9.8	↖	19:	*10.6	→	20:	9.9	↙
11:	9.9	↗																													
12:	9.7	→																													
13:	9.2	→																													
14:	9.8	↖																													
15:	9.1	↙																													
16:	10.4	↗																													
17:	*10.6	↖																													
18:	9.8	↖																													
19:	*10.6	→																													
20:	9.9	↙																													
<table style="width:100%; border-collapse: collapse;"> <tr> <td style="width:45%; text-align: right;">Serie</td> <td style="width:55%; text-align: right;">93.0</td> </tr> <tr> <td style="text-align: right;">Total</td> <td style="text-align: right;">185.0</td> </tr> </table>		Serie	93.0	Total	185.0																										
Serie	93.0																														
Total	185.0																														

<p>Prøve</p>	<table style="width:100%; border-collapse: collapse;"> <tr><td style="width:10%;">1:</td><td style="width:15%;">10.2</td><td style="width:10%; text-align: right;">↗</td></tr> <tr><td>2:</td><td>10.5</td><td style="text-align: right;">↓</td></tr> <tr><td>3:</td><td>10.4</td><td style="text-align: right;">←</td></tr> <tr><td>4:</td><td>*10.9</td><td style="text-align: right;">↑</td></tr> <tr><td>5:</td><td>*10.9</td><td style="text-align: right;">↘</td></tr> <tr><td>6:</td><td>*10.8</td><td style="text-align: right;">↗</td></tr> </table>	1:	10.2	↗	2:	10.5	↓	3:	10.4	←	4:	*10.9	↑	5:	*10.9	↘	6:	*10.8	↗
1:	10.2	↗																	
2:	10.5	↓																	
3:	10.4	←																	
4:	*10.9	↑																	
5:	*10.9	↘																	
6:	*10.8	↗																	
<table style="width:100%; border-collapse: collapse;"> <tr> <td style="width:45%;">Serie</td> <td style="width:55%; text-align: right;">60.0</td> </tr> <tr> <td>Total</td> <td style="text-align: right;">0.0</td> </tr> </table>		Serie	60.0	Total	0.0														
Serie	60.0																		
Total	0.0																		

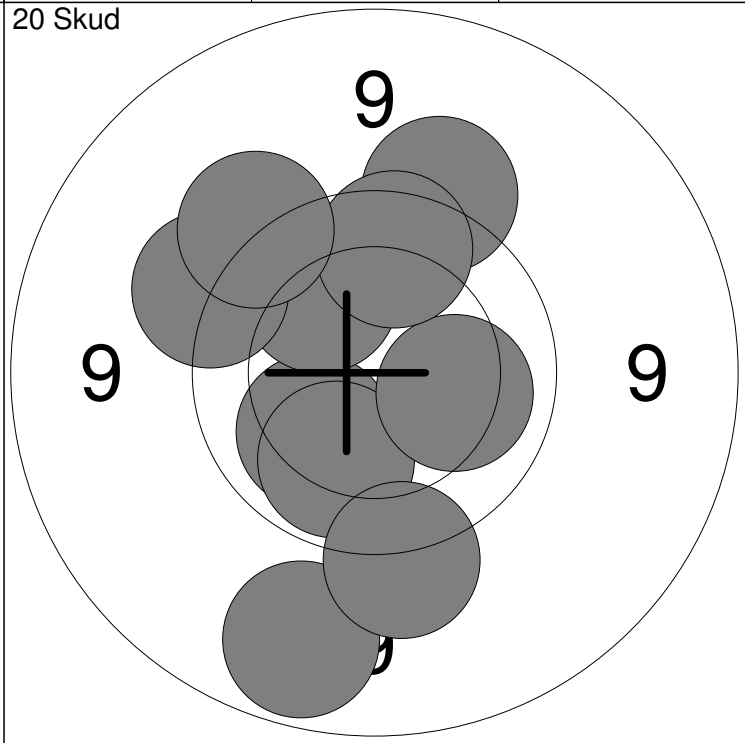
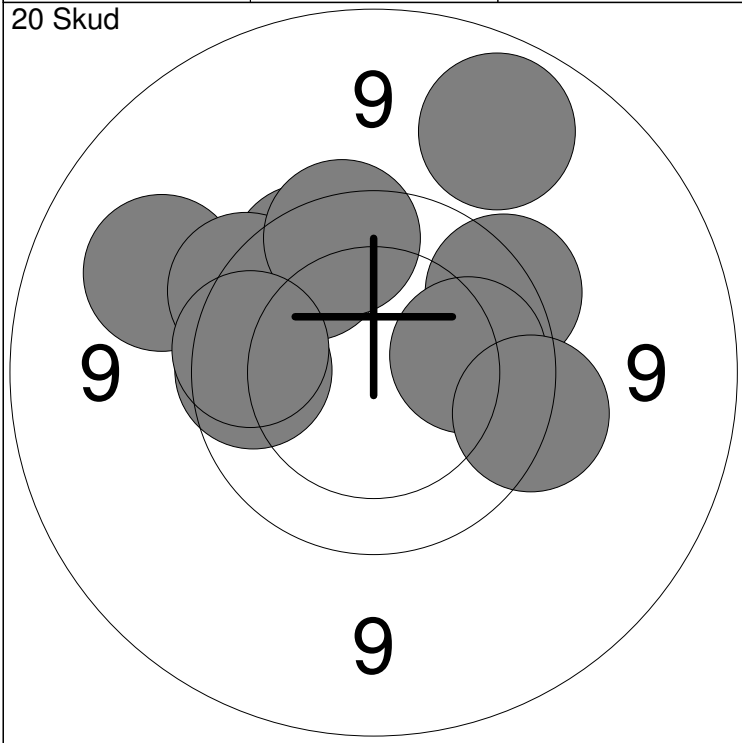
<p>20 Skud</p>	<table style="width:100%; border-collapse: collapse;"> <tr><td style="width:10%;">1:</td><td style="width:15%;">9.6</td><td style="width:10%; text-align: right;">↗</td></tr> <tr><td>2:</td><td>10.1</td><td style="text-align: right;">←</td></tr> <tr><td>3:</td><td>*10.7</td><td style="text-align: right;">↓</td></tr> <tr><td>4:</td><td>*10.8</td><td style="text-align: right;">→</td></tr> <tr><td>5:</td><td>10.5</td><td style="text-align: right;">→</td></tr> <tr><td>6:</td><td>10.4</td><td style="text-align: right;">↘</td></tr> <tr><td>7:</td><td>10.5</td><td style="text-align: right;">↗</td></tr> <tr><td>8:</td><td>10.2</td><td style="text-align: right;">←</td></tr> <tr><td>9:</td><td>9.6</td><td style="text-align: right;">→</td></tr> <tr><td>10:</td><td>9.9</td><td style="text-align: right;">→</td></tr> </table>	1:	9.6	↗	2:	10.1	←	3:	*10.7	↓	4:	*10.8	→	5:	10.5	→	6:	10.4	↘	7:	10.5	↗	8:	10.2	←	9:	9.6	→	10:	9.9	→
1:	9.6	↗																													
2:	10.1	←																													
3:	*10.7	↓																													
4:	*10.8	→																													
5:	10.5	→																													
6:	10.4	↘																													
7:	10.5	↗																													
8:	10.2	←																													
9:	9.6	→																													
10:	9.9	→																													
<table style="width:100%; border-collapse: collapse;"> <tr> <td style="width:45%;">Serie</td> <td style="width:55%; text-align: right;">97.0</td> </tr> <tr> <td>Total</td> <td style="text-align: right;">97.0</td> </tr> </table>		Serie	97.0	Total	97.0																										
Serie	97.0																														
Total	97.0																														

<p>20 Skud</p>	<table style="width:100%; border-collapse: collapse;"> <tr><td style="width:10%;">11:</td><td style="width:15%;">*10.7</td><td style="width:10%; text-align: right;">↘</td></tr> <tr><td>12:</td><td>10.2</td><td style="text-align: right;">→</td></tr> <tr><td>13:</td><td>10.6</td><td style="text-align: right;">→</td></tr> <tr><td>14:</td><td>10.2</td><td style="text-align: right;">←</td></tr> <tr><td>15:</td><td>10.5</td><td style="text-align: right;">↘</td></tr> <tr><td>16:</td><td>10.2</td><td style="text-align: right;">→</td></tr> <tr><td>17:</td><td>10.3</td><td style="text-align: right;">↗</td></tr> <tr><td>18:</td><td>*10.8</td><td style="text-align: right;">↑</td></tr> <tr><td>19:</td><td>9.7</td><td style="text-align: right;">↖</td></tr> <tr><td>20:</td><td>10.3</td><td style="text-align: right;">↑</td></tr> </table>	11:	*10.7	↘	12:	10.2	→	13:	10.6	→	14:	10.2	←	15:	10.5	↘	16:	10.2	→	17:	10.3	↗	18:	*10.8	↑	19:	9.7	↖	20:	10.3	↑
11:	*10.7	↘																													
12:	10.2	→																													
13:	10.6	→																													
14:	10.2	←																													
15:	10.5	↘																													
16:	10.2	→																													
17:	10.3	↗																													
18:	*10.8	↑																													
19:	9.7	↖																													
20:	10.3	↑																													
<table style="width:100%; border-collapse: collapse;"> <tr> <td style="width:45%;">Serie</td> <td style="width:55%; text-align: right;">99.0</td> </tr> <tr> <td>Total</td> <td style="text-align: right;">196.0</td> </tr> </table>		Serie	99.0	Total	196.0																										
Serie	99.0																														
Total	196.0																														



1: 8.6 ↗	6: 8.5 ↗	Serie	88.0
2: 9.6 ↙	7: 9.8 ↘		
3: 9.7 ↙	8: 9.1 ↗	Total	0.0
4: 10.3 ↙	9: 8.9 ↙		
5: 9.9 ↘	10: 9.7 ↘		

11: 9.7 ↘	16: 9.7 ↗	Serie	65.0
12: 9.5 ↗	17: 10.4 ↗		
13: 9.4 ↗		Total	0.0
14: 9.3 →			
15: *10.6 ↗			



1: 9.0 ↗	6: 9.8 ↗	Serie	91.0
2: 9.9 ↙	7: 9.7 ↗		
3: 9.8 ↗	8: 10.0 →	Total	91.0
4: 9.2 ↗	9: 9.6 →		
5: 9.7 ↗	10: 9.8 ↙		

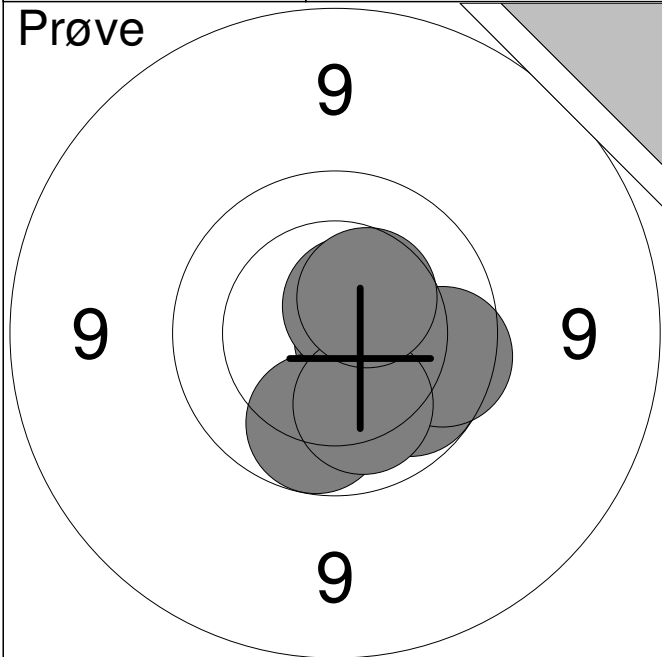
11: 10.1 ↙	16: 10.0 ↗	Serie	94.0
12: 9.5 ↗	17: 10.1 →		
13: 9.0 ↘	18: 9.5 ↙	Total	185.0
14: 10.0 ↘	19: 9.8 ↗		
15: 9.5 ↘	20: 9.5 ↗		

Hold
18Skive
2**Charlotte Larsen**

Vilsted Skf.

MÅ1

Prøve

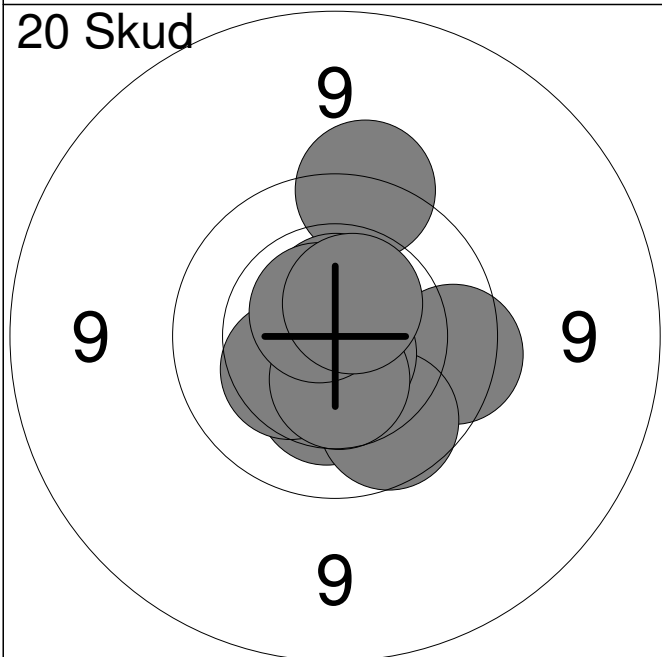


1:	10.0	↘
2:	*10.6	→
3:	10.0	↘
4:	*10.6	↗
5:	9.8	→
6:	10.1	↘
7:	10.4	↗

Serie 69.0

Total 0.0

20 Skud

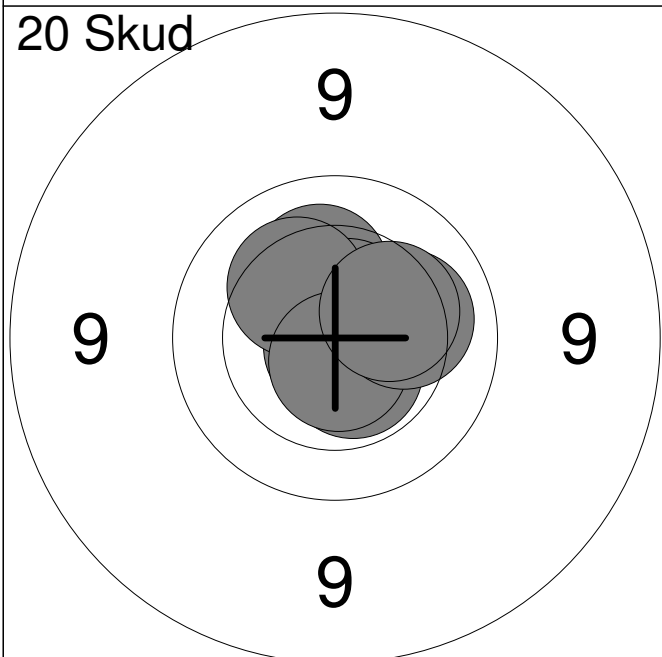


1:	10.3	↘
2:	9.8	→
3:	9.9	↘
4:	9.6	↗
5:	10.4	↙
6:	*10.6	↗
7:	*10.7	↘
8:	10.5	↘
9:	*10.6	↗
10:	*10.6	↗

Serie 97.0

Total 97.0

20 Skud



11:	*10.6	↗
12:	*10.6	↗
13:	*10.9	↘
14:	10.2	↗
15:	*10.6	↗
16:	10.3	↗
17:	*10.6	↘
18:	*10.7	↘
19:	10.2	→
20:	10.3	↗

Serie 100.0

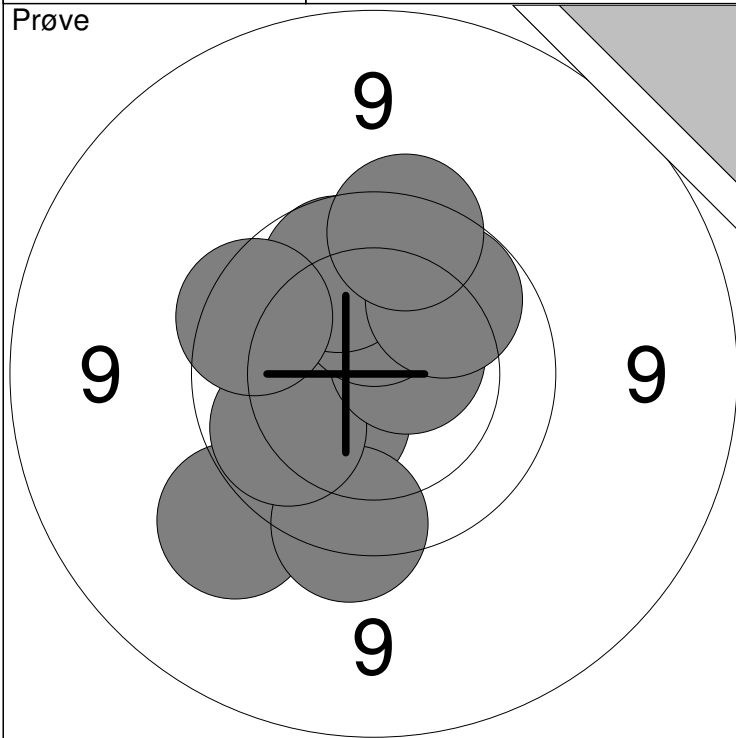
Total 197.0

Hold
18Skive
3**Rikke Jøker**

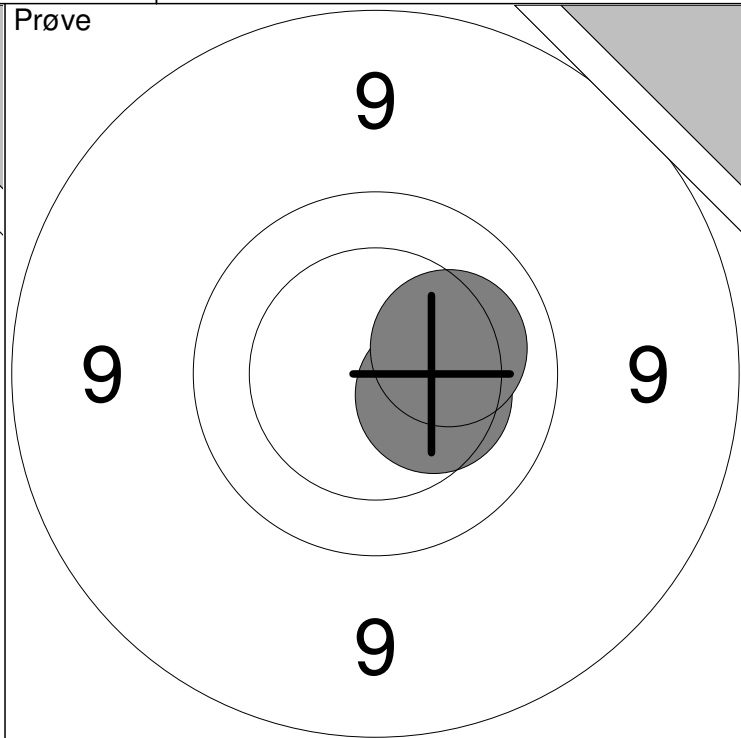
Skørping Skytteforening

MÅ2

Prøve



Prøve



1: 9.4 ↙
2: 10.4 ↙
3: 9.7 ↓
4: 10.0 ↙
5: *10.6 ↗

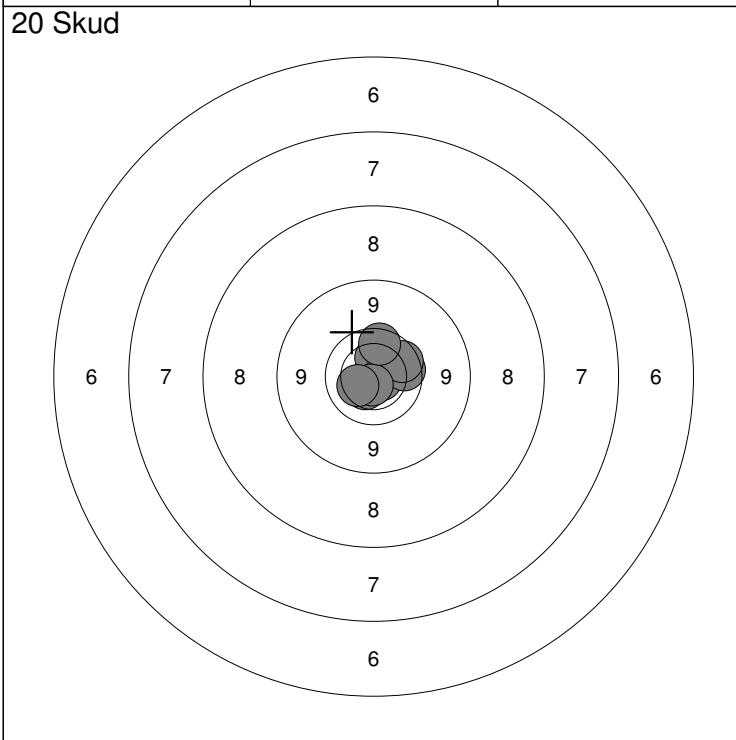
6: 10.3 ↑
7: 9.9 ↑
8: 10.0 ↗
9: 9.8 ↖
10: 9.7 ↑

Serie 95.0
Total 0.0

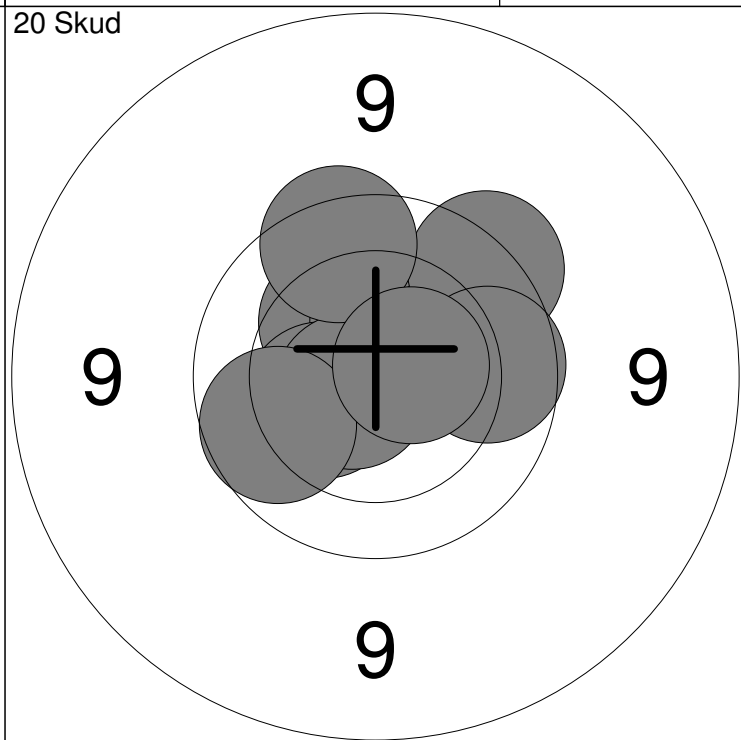
11: 10.4 →
12: 10.2 →

Serie 20.0
Total 0.0

20 Skud



20 Skud



1: 0.0 ↗
2: *10.5 →
3: 10.3 ↑
4: 10.4 ↙
5: *10.6 →

6: 9.9 →
7: 9.9 →
8: *10.6 ↓
9: 10.3 ↖
10: 9.8 ↑

Serie 87.0
Total 87.0

11: 10.3 ↖
12: 10.4 ↑
13: 10.2 →
14: 10.4 ↖
15: 9.7 ↗

16: 9.9 →
17: *10.7 ↖
18: 9.8 ↑
19: 9.9 ↖
20: *10.6 →

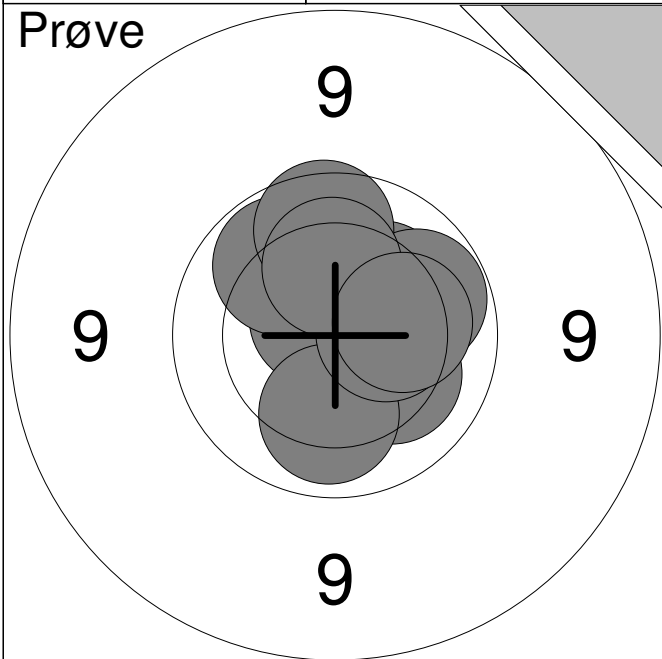
Serie 96.0
Total 183.0

Hold
18Skive
4**Nicolai Wahlgreen**

Vilsted Skf.

MÅ1

Prøve

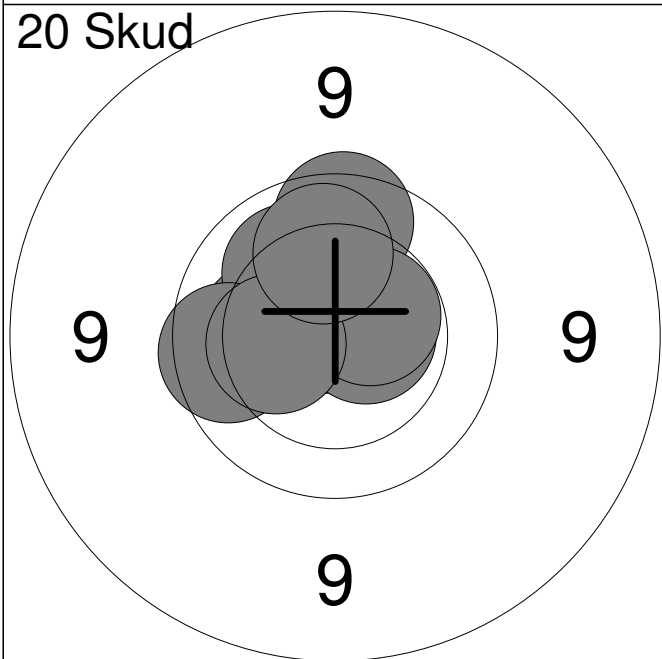


1:	10.2	↘
2:	10.3	↗
3:	*10.7	↗
4:	10.0	↗
5:	10.0	↗
6:	9.9	↑
7:	10.1	↓
8:	10.4	→
9:	10.2	↑
10:	10.2	→

Serie 99.0

Total 0.0

20 Skud

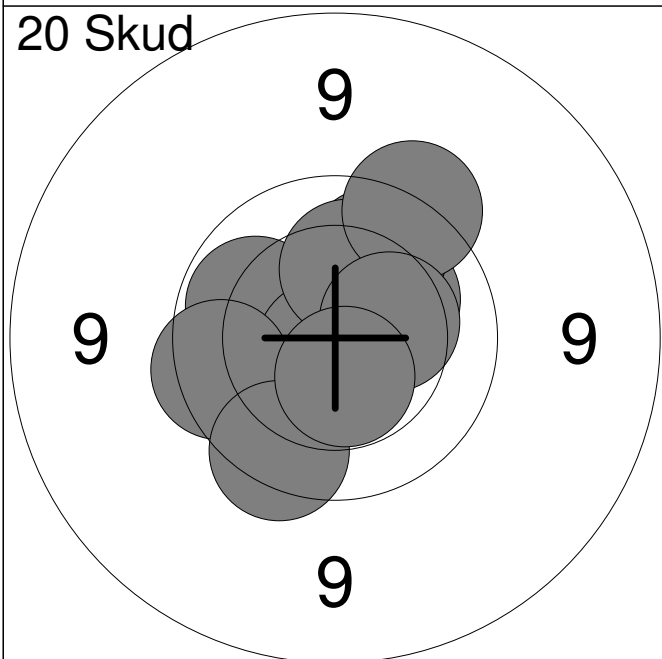


1:	10.2	←
2:	*10.8	↗
3:	*10.7	↗
4:	*10.6	→
5:	9.8	↑
6:	10.1	↗
7:	*10.5	↗
8:	9.9	←
9:	10.3	←
10:	10.0	↑

Serie 98.0

Total 98.0

20 Skud



11:	10.2	↗
12:	10.0	↗
13:	10.0	←
14:	*10.8	↙
15:	10.2	↑
16:	9.6	↗
17:	9.8	←
18:	9.7	↙
19:	10.3	→
20:	*10.5	↓

Serie 97.0

Total 195.0

Hold
18

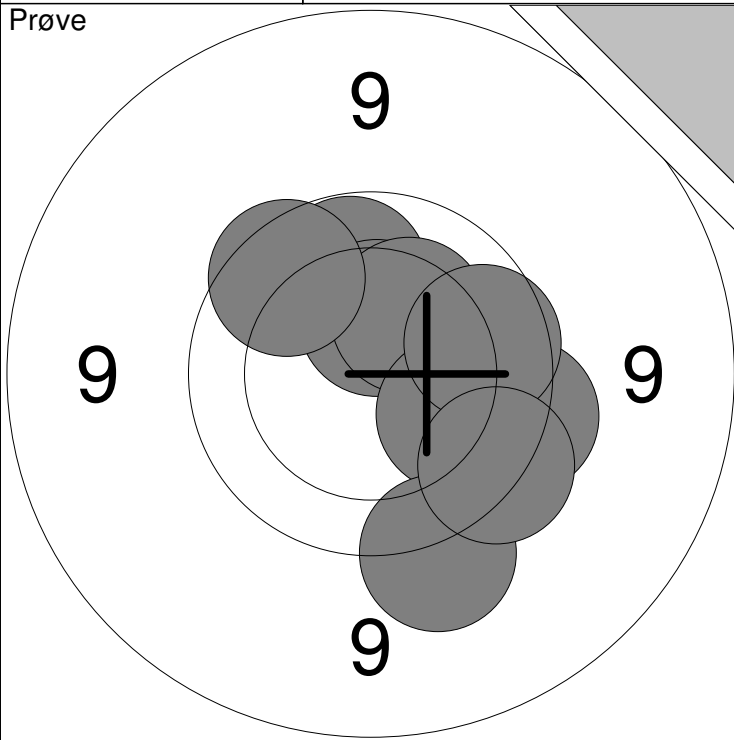
Skive
6

Arne Schiønning

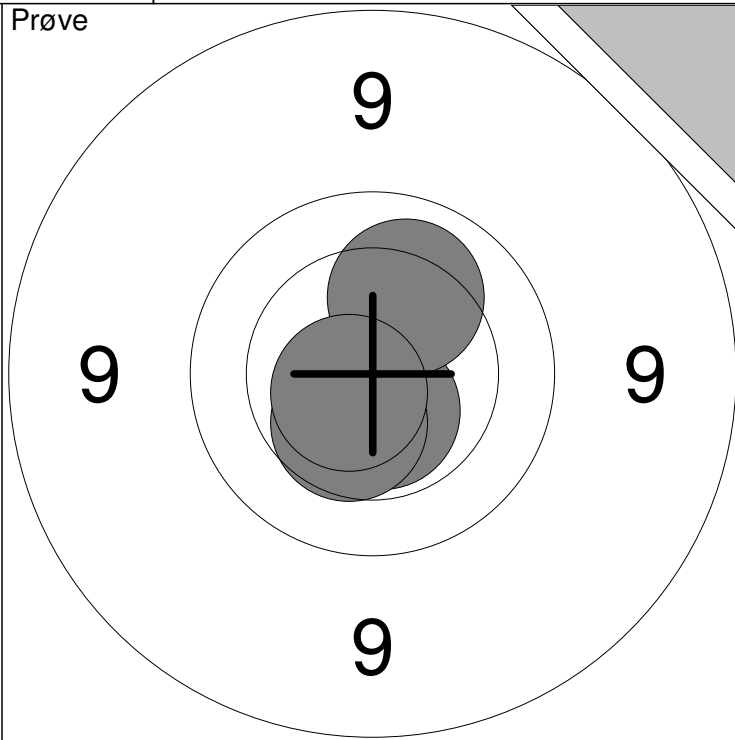
D.F.B. Aalborg

MV3

Prøve



Prøve



1:	9.9	→
2:	10.0	↑
3:	10.4	↑
4:	10.3	↗
5:	9.7	→

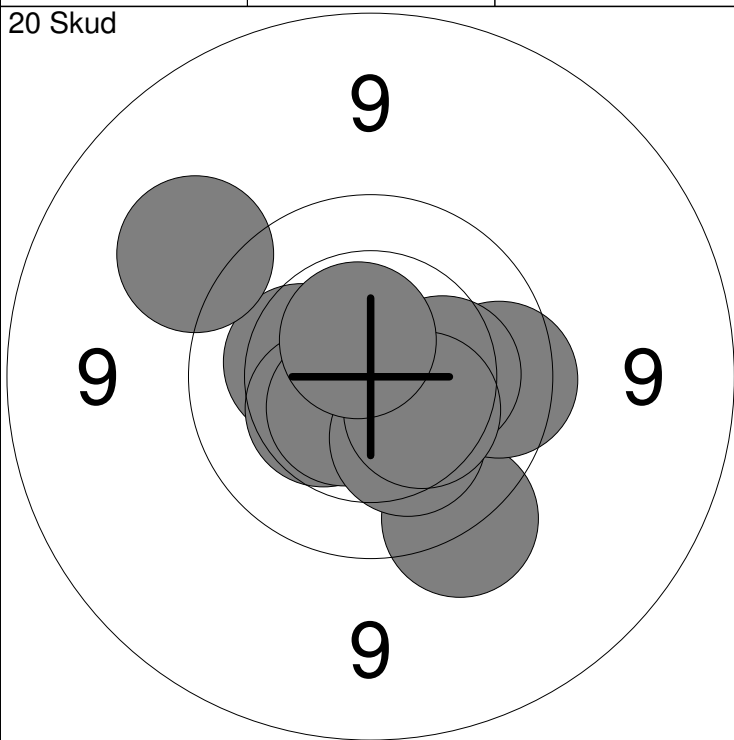
6:	10.1	→
7:	9.9	→
8:	9.5	↘
9:	9.7	↘
10:	9.8	↗

Serie	94.0
Total	0.0

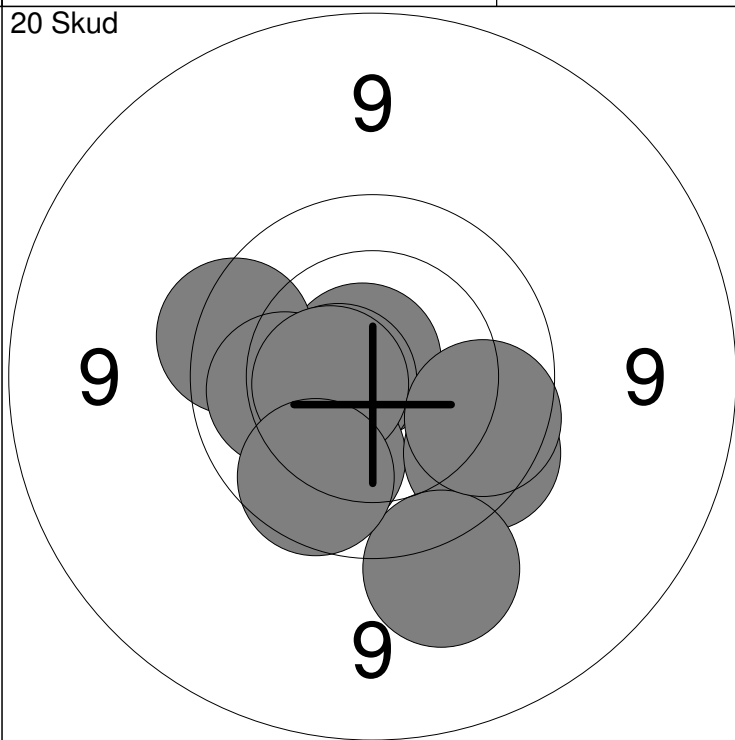
11:	*10.6	↓
12:	10.1	↗
13:	10.4	↘
14:	*10.7	↙

Serie	40.0
Total	0.0

20 Skud



20 Skud



1:	9.6	↘
2:	10.3	←
3:	9.8	→
4:	10.4	↙
5:	9.3	↖

6:	*10.6	↙
7:	10.3	→
8:	10.3	↘
9:	10.4	↘
10:	*10.6	↗

Serie	97.0
Total	97.0

11:	*10.8	↗
12:	9.7	←
13:	*10.6	←
14:	10.1	↘
15:	10.1	←

16:	*10.5	←
17:	9.8	↘
18:	9.4	↘
19:	9.9	↘
20:	9.9	→

Serie	95.0
Total	192.0

<p>Prøve</p>	<table style="width:100%; border-collapse: collapse;"> <tr><td style="text-align: right;">1:</td><td style="text-align: right;">8.3</td><td style="text-align: right;">→</td></tr> <tr><td style="text-align: right;">2:</td><td style="text-align: right;">9.7</td><td style="text-align: right;">↗</td></tr> <tr><td style="text-align: right;">3:</td><td style="text-align: right;">10.0</td><td style="text-align: right;">↑</td></tr> <tr><td style="text-align: right;">4:</td><td style="text-align: right;">10.1</td><td style="text-align: right;">↗</td></tr> <tr><td style="text-align: right;">5:</td><td style="text-align: right;">10.0</td><td style="text-align: right;">↗</td></tr> <tr><td style="text-align: right;">6:</td><td style="text-align: right;">*10.6</td><td style="text-align: right;">↗</td></tr> <tr><td style="text-align: right;">7:</td><td style="text-align: right;">9.8</td><td style="text-align: right;">↖</td></tr> <tr><td style="text-align: right;">8:</td><td style="text-align: right;">10.4</td><td style="text-align: right;">↖</td></tr> <tr><td style="text-align: right;">9:</td><td style="text-align: right;">10.5</td><td style="text-align: right;">↖</td></tr> <tr><td style="text-align: right;">10:</td><td style="text-align: right;">10.2</td><td style="text-align: right;">→</td></tr> <tr><td colspan="2">Serie</td><td style="text-align: right;">96.0</td></tr> <tr><td colspan="2">Total</td><td style="text-align: right;">0.0</td></tr> </table>	1:	8.3	→	2:	9.7	↗	3:	10.0	↑	4:	10.1	↗	5:	10.0	↗	6:	*10.6	↗	7:	9.8	↖	8:	10.4	↖	9:	10.5	↖	10:	10.2	→	Serie		96.0	Total		0.0
1:	8.3	→																																			
2:	9.7	↗																																			
3:	10.0	↑																																			
4:	10.1	↗																																			
5:	10.0	↗																																			
6:	*10.6	↗																																			
7:	9.8	↖																																			
8:	10.4	↖																																			
9:	10.5	↖																																			
10:	10.2	→																																			
Serie		96.0																																			
Total		0.0																																			

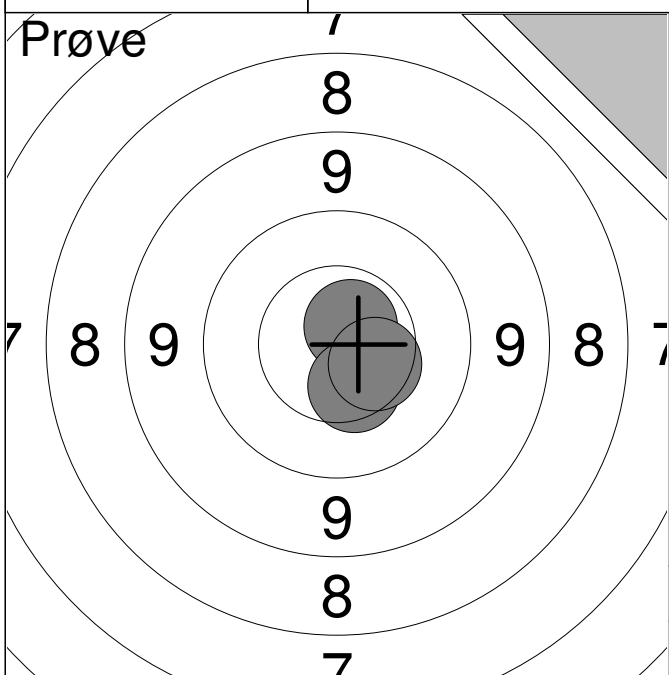
<p>20 Skud</p>	<table style="width:100%; border-collapse: collapse;"> <tr><td style="text-align: right;">1:</td><td style="text-align: right;">9.4</td><td style="text-align: right;">↓</td></tr> <tr><td style="text-align: right;">2:</td><td style="text-align: right;">10.4</td><td style="text-align: right;">↓</td></tr> <tr><td style="text-align: right;">3:</td><td style="text-align: right;">10.2</td><td style="text-align: right;">↓</td></tr> <tr><td style="text-align: right;">4:</td><td style="text-align: right;">*10.7</td><td style="text-align: right;">→</td></tr> <tr><td style="text-align: right;">5:</td><td style="text-align: right;">10.2</td><td style="text-align: right;">↗</td></tr> <tr><td style="text-align: right;">6:</td><td style="text-align: right;">10.1</td><td style="text-align: right;">↓</td></tr> <tr><td style="text-align: right;">7:</td><td style="text-align: right;">*10.6</td><td style="text-align: right;">↓</td></tr> <tr><td style="text-align: right;">8:</td><td style="text-align: right;">10.3</td><td style="text-align: right;">↓</td></tr> <tr><td style="text-align: right;">9:</td><td style="text-align: right;">10.2</td><td style="text-align: right;">↙</td></tr> <tr><td style="text-align: right;">10:</td><td style="text-align: right;">10.0</td><td style="text-align: right;">↗</td></tr> <tr><td colspan="2">Serie</td><td style="text-align: right;">99.0</td></tr> <tr><td colspan="2">Total</td><td style="text-align: right;">99.0</td></tr> </table>	1:	9.4	↓	2:	10.4	↓	3:	10.2	↓	4:	*10.7	→	5:	10.2	↗	6:	10.1	↓	7:	*10.6	↓	8:	10.3	↓	9:	10.2	↙	10:	10.0	↗	Serie		99.0	Total		99.0
1:	9.4	↓																																			
2:	10.4	↓																																			
3:	10.2	↓																																			
4:	*10.7	→																																			
5:	10.2	↗																																			
6:	10.1	↓																																			
7:	*10.6	↓																																			
8:	10.3	↓																																			
9:	10.2	↙																																			
10:	10.0	↗																																			
Serie		99.0																																			
Total		99.0																																			

<p>20 Skud</p>	<table style="width:100%; border-collapse: collapse;"> <tr><td style="text-align: right;">11:</td><td style="text-align: right;">10.3</td><td style="text-align: right;">→</td></tr> <tr><td style="text-align: right;">12:</td><td style="text-align: right;">10.3</td><td style="text-align: right;">↓</td></tr> <tr><td style="text-align: right;">13:</td><td style="text-align: right;">*10.7</td><td style="text-align: right;">↓</td></tr> <tr><td style="text-align: right;">14:</td><td style="text-align: right;">9.6</td><td style="text-align: right;">↗</td></tr> <tr><td style="text-align: right;">15:</td><td style="text-align: right;">*10.7</td><td style="text-align: right;">↗</td></tr> <tr><td style="text-align: right;">16:</td><td style="text-align: right;">10.5</td><td style="text-align: right;">↗</td></tr> <tr><td style="text-align: right;">17:</td><td style="text-align: right;">10.3</td><td style="text-align: right;">↖</td></tr> <tr><td style="text-align: right;">18:</td><td style="text-align: right;">10.1</td><td style="text-align: right;">↖</td></tr> <tr><td style="text-align: right;">19:</td><td style="text-align: right;">*10.8</td><td style="text-align: right;">↖</td></tr> <tr><td style="text-align: right;">20:</td><td style="text-align: right;">10.4</td><td style="text-align: right;">↙</td></tr> <tr><td colspan="2">Serie</td><td style="text-align: right;">99.0</td></tr> <tr><td colspan="2">Total</td><td style="text-align: right;">198.0</td></tr> </table>	11:	10.3	→	12:	10.3	↓	13:	*10.7	↓	14:	9.6	↗	15:	*10.7	↗	16:	10.5	↗	17:	10.3	↖	18:	10.1	↖	19:	*10.8	↖	20:	10.4	↙	Serie		99.0	Total		198.0
11:	10.3	→																																			
12:	10.3	↓																																			
13:	*10.7	↓																																			
14:	9.6	↗																																			
15:	*10.7	↗																																			
16:	10.5	↗																																			
17:	10.3	↖																																			
18:	10.1	↖																																			
19:	*10.8	↖																																			
20:	10.4	↙																																			
Serie		99.0																																			
Total		198.0																																			

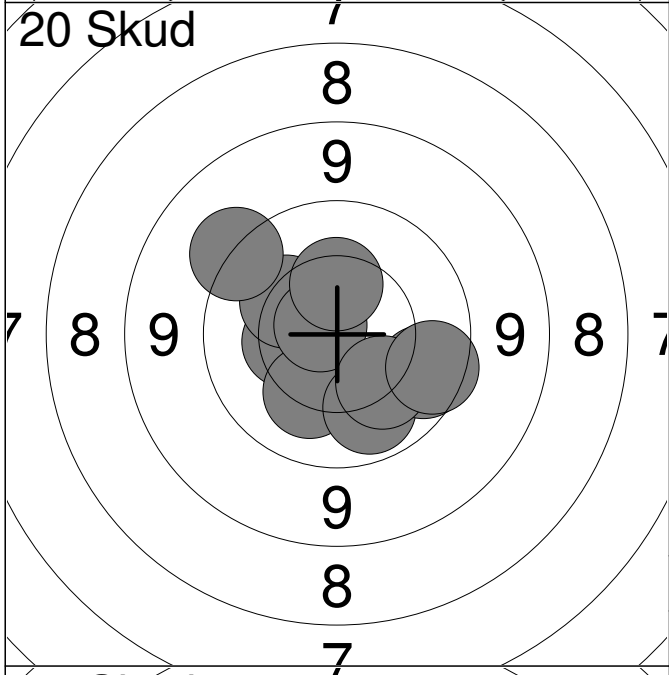
<p>Prøve</p>	<table style="width:100%; border-collapse: collapse;"> <tr><td style="width:10%;">1:</td><td style="width:15%;">8.6</td><td style="width:10%; text-align: center;">↘</td></tr> <tr><td>2:</td><td>9.0</td><td style="text-align: center;">↘</td></tr> <tr><td>3:</td><td>10.0</td><td style="text-align: center;">↘</td></tr> <tr><td>4:</td><td>10.1</td><td style="text-align: center;">↗</td></tr> <tr><td>5:</td><td>9.6</td><td style="text-align: center;">↘</td></tr> <tr><td>6:</td><td>10.1</td><td style="text-align: center;">↘</td></tr> <tr><td>7:</td><td>9.3</td><td style="text-align: center;">↘</td></tr> <tr><td>8:</td><td>9.8</td><td style="text-align: center;">↗</td></tr> <tr><td>9:</td><td>10.3</td><td style="text-align: center;">↗</td></tr> </table>	1:	8.6	↘	2:	9.0	↘	3:	10.0	↘	4:	10.1	↗	5:	9.6	↘	6:	10.1	↘	7:	9.3	↘	8:	9.8	↗	9:	10.3	↗
1:	8.6	↘																										
2:	9.0	↘																										
3:	10.0	↘																										
4:	10.1	↗																										
5:	9.6	↘																										
6:	10.1	↘																										
7:	9.3	↘																										
8:	9.8	↗																										
9:	10.3	↗																										
<table style="width:100%; border-collapse: collapse;"> <tr> <td style="width:10%;">Serie</td> <td style="width:80%;"></td> <td style="width:10%; text-align: right;">84.0</td> </tr> <tr> <td>Total</td> <td></td> <td style="text-align: right;">0.0</td> </tr> </table>		Serie		84.0	Total		0.0																					
Serie		84.0																										
Total		0.0																										

<p>20 Skud</p>	<table style="width:100%; border-collapse: collapse;"> <tr><td style="width:10%;">1:</td><td style="width:15%;">10.1</td><td style="width:10%; text-align: center;">↗</td></tr> <tr><td>2:</td><td>*10.9</td><td style="text-align: center;">↖</td></tr> <tr><td>3:</td><td>9.8</td><td style="text-align: center;">↘</td></tr> <tr><td>4:</td><td>9.7</td><td style="text-align: center;">↗</td></tr> <tr><td>5:</td><td>10.3</td><td style="text-align: center;">↗</td></tr> <tr><td>6:</td><td>9.7</td><td style="text-align: center;">↘</td></tr> <tr><td>7:</td><td>10.2</td><td style="text-align: center;">↖</td></tr> <tr><td>8:</td><td>10.2</td><td style="text-align: center;">↗</td></tr> <tr><td>9:</td><td>9.6</td><td style="text-align: center;">↘</td></tr> <tr><td>10:</td><td>9.6</td><td style="text-align: center;">↖</td></tr> </table>	1:	10.1	↗	2:	*10.9	↖	3:	9.8	↘	4:	9.7	↗	5:	10.3	↗	6:	9.7	↘	7:	10.2	↖	8:	10.2	↗	9:	9.6	↘	10:	9.6	↖
1:	10.1	↗																													
2:	*10.9	↖																													
3:	9.8	↘																													
4:	9.7	↗																													
5:	10.3	↗																													
6:	9.7	↘																													
7:	10.2	↖																													
8:	10.2	↗																													
9:	9.6	↘																													
10:	9.6	↖																													
<table style="width:100%; border-collapse: collapse;"> <tr> <td style="width:10%;">Serie</td> <td style="width:80%;"></td> <td style="width:10%; text-align: right;">95.0</td> </tr> <tr> <td>Total</td> <td></td> <td style="text-align: right;">95.0</td> </tr> </table>		Serie		95.0	Total		95.0																								
Serie		95.0																													
Total		95.0																													

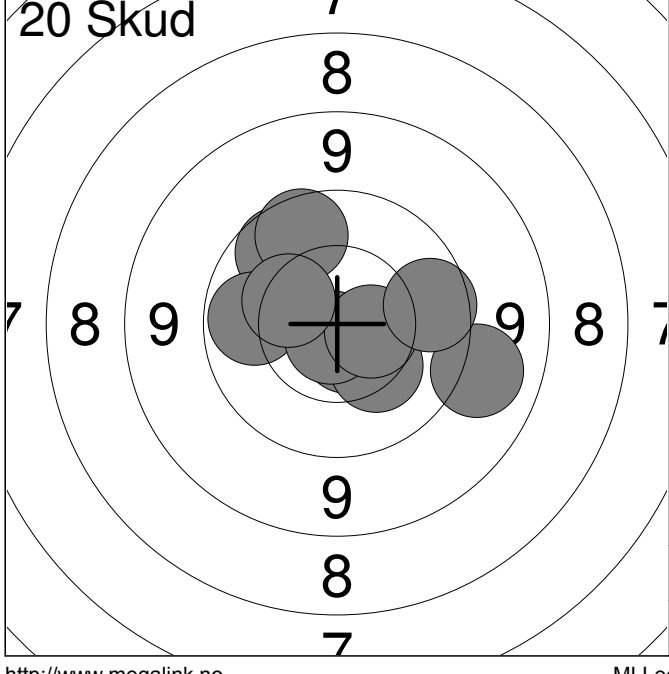
<p>20 Skud</p>	<table style="width:100%; border-collapse: collapse;"> <tr><td style="width:10%;">11:</td><td style="width:15%;">9.7</td><td style="width:10%; text-align: center;">↗</td></tr> <tr><td>12:</td><td>*10.6</td><td style="text-align: center;">↗</td></tr> <tr><td>13:</td><td>10.4</td><td style="text-align: center;">↖</td></tr> <tr><td>14:</td><td>9.6</td><td style="text-align: center;">↘</td></tr> <tr><td>15:</td><td>9.9</td><td style="text-align: center;">↗</td></tr> <tr><td>16:</td><td>9.7</td><td style="text-align: center;">↘</td></tr> <tr><td>17:</td><td>9.5</td><td style="text-align: center;">↗</td></tr> <tr><td>18:</td><td>10.0</td><td style="text-align: center;">↗</td></tr> <tr><td>19:</td><td>9.6</td><td style="text-align: center;">↖</td></tr> <tr><td>20:</td><td>*10.6</td><td style="text-align: center;">↗</td></tr> </table>	11:	9.7	↗	12:	*10.6	↗	13:	10.4	↖	14:	9.6	↘	15:	9.9	↗	16:	9.7	↘	17:	9.5	↗	18:	10.0	↗	19:	9.6	↖	20:	*10.6	↗
11:	9.7	↗																													
12:	*10.6	↗																													
13:	10.4	↖																													
14:	9.6	↘																													
15:	9.9	↗																													
16:	9.7	↘																													
17:	9.5	↗																													
18:	10.0	↗																													
19:	9.6	↖																													
20:	*10.6	↗																													
<table style="width:100%; border-collapse: collapse;"> <tr> <td style="width:10%;">Serie</td> <td style="width:80%;"></td> <td style="width:10%; text-align: right;">94.0</td> </tr> <tr> <td>Total</td> <td></td> <td style="text-align: right;">189.0</td> </tr> </table>		Serie		94.0	Total		189.0																								
Serie		94.0																													
Total		189.0																													



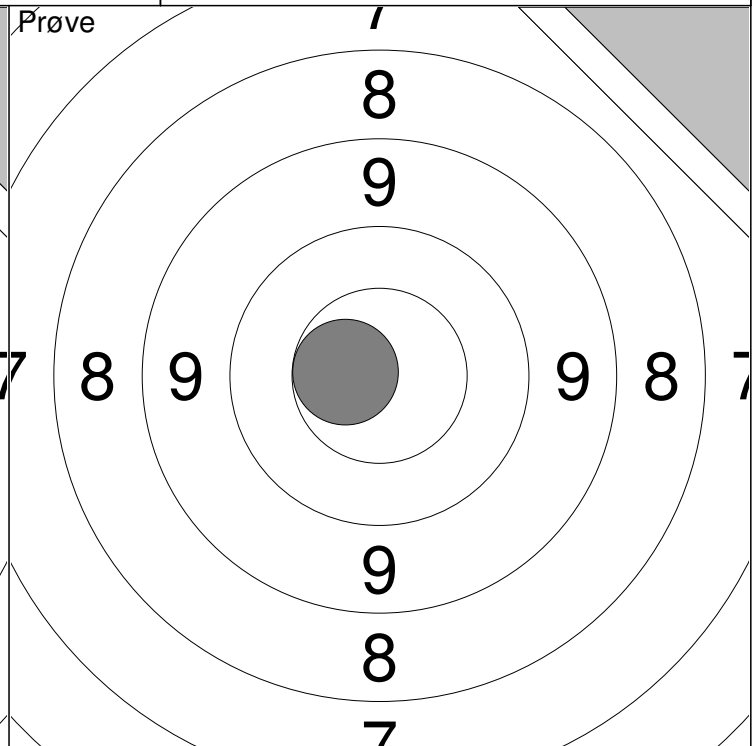
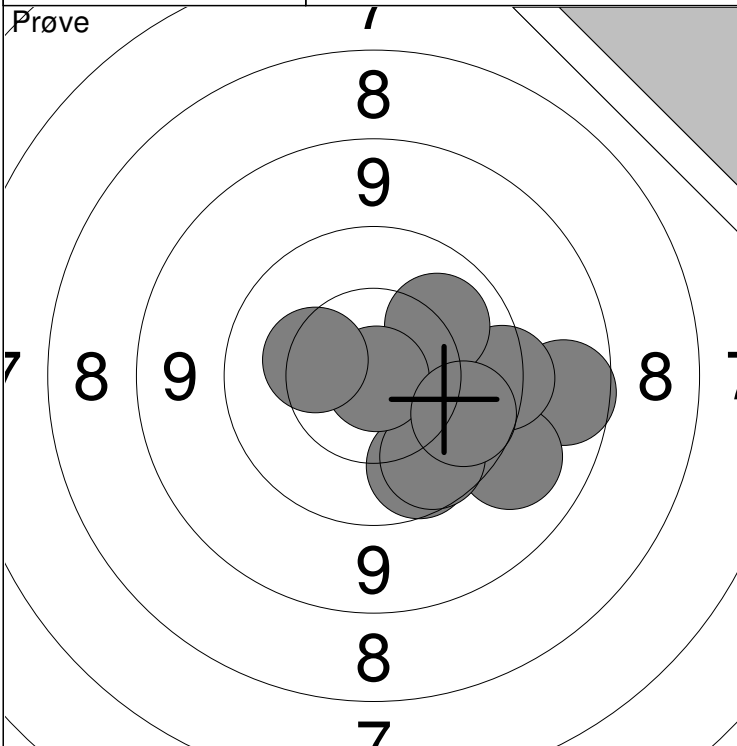
	1:	*10.7	↗
	2:	10.4	↘
	3:	10.5	↘
<hr/>			
Serie			30.0
Total			0.0



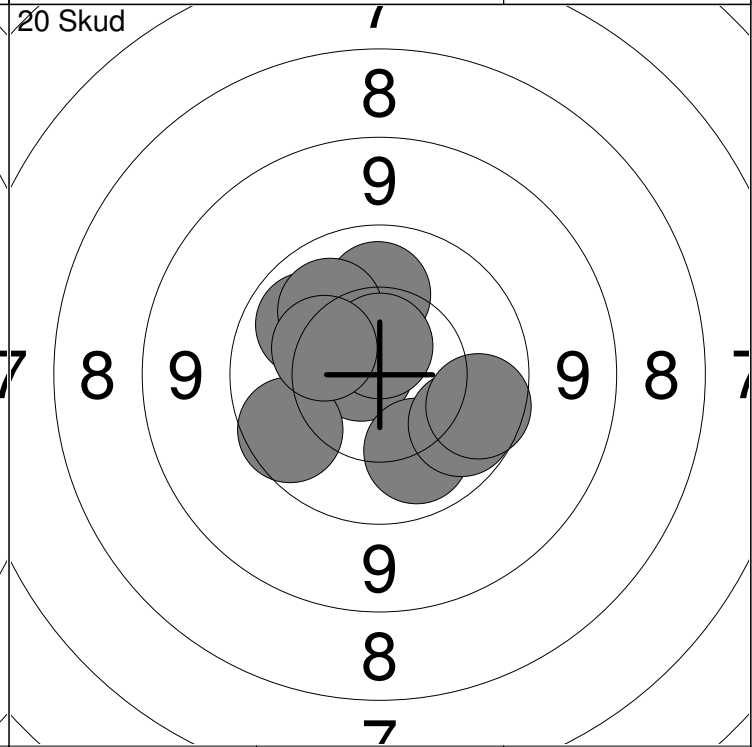
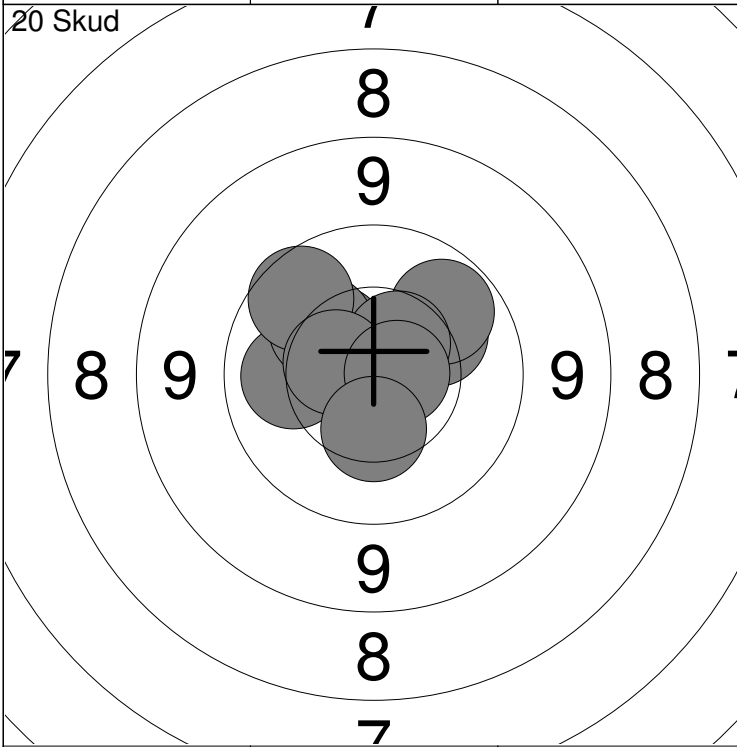
	1:	10.4	←
	2:	10.2	↘
	3:	10.0	↘
	4:	10.3	↗
	5:	*10.7	↗
	6:	10.4	↑
	7:	9.8	↘
	8:	10.2	↘
	9:	9.8	↘
	10:	9.4	↗
<hr/>			
Serie			97.0
Total			97.0



	11:	9.9	↗
	12:	9.8	↗
	13:	*10.7	↘
	14:	9.2	↘
	15:	10.0	↑
	16:	10.3	↘
	17:	*10.8	↘
	18:	10.5	↘
	19:	10.3	↗
	20:	9.8	→
<hr/>			
Serie			96.0
Total			193.0



1: 9.9 ↙	6: 9.9 ↙	Serie	92.0	11: *10.6 ←	Serie	10.0
2: 8.9 →	7: 10.1 ↗			Total		
3: 9.8 →	8: *10.9 ↙	Total	0.0		19: 9.9 →	
4: 9.3 ↙	9: 9.9 ↙			15: 10.1 ↗	20: 10.3 ←	
5: 9.6 →	10: 10.3 ←					



1: 10.4 ↗	6: 10.0 ↗	Serie	99.0	11: *10.8 ←	16: 9.9 ↙	Serie	98.0
2: 10.1 ←	7: 10.5 ↗			Total	99.0		
3: 10.2 ↗	8: 10.5 ←	Total	99.0			13: 10.1 ↗	18: *10.6 ↑
4: 9.9 ↗	9: *10.7 →			14: 10.1 ↙	19: 9.9 →		
5: 10.2 ↗	10: 10.4 ↓	15: 10.1 ↗	20: 10.3 ←				

<p>Prøve</p>	<table style="width:100%; border-collapse: collapse;"> <tr><td style="width:10%;">1:</td><td style="width:15%;">10.4</td><td style="width:10%; text-align: right;">←</td></tr> <tr><td>2:</td><td>*10.9</td><td style="text-align: right;">↗</td></tr> <tr><td>3:</td><td>10.1</td><td style="text-align: right;">→</td></tr> <tr><td>4:</td><td>*10.7</td><td style="text-align: right;">↗</td></tr> <tr><td>5:</td><td>10.3</td><td style="text-align: right;">↘</td></tr> <tr><td>6:</td><td>10.3</td><td style="text-align: right;">↘</td></tr> <tr><td>7:</td><td>*10.8</td><td style="text-align: right;">←</td></tr> </table> <table border="1" style="width:100%; border-collapse: collapse; margin-top: 5px;"> <tr> <td style="width:80%;">Serie</td> <td style="text-align: right;">70.0</td> </tr> <tr> <td>Total</td> <td style="text-align: right;">0.0</td> </tr> </table>	1:	10.4	←	2:	*10.9	↗	3:	10.1	→	4:	*10.7	↗	5:	10.3	↘	6:	10.3	↘	7:	*10.8	←	Serie	70.0	Total	0.0
1:	10.4	←																								
2:	*10.9	↗																								
3:	10.1	→																								
4:	*10.7	↗																								
5:	10.3	↘																								
6:	10.3	↘																								
7:	*10.8	←																								
Serie	70.0																									
Total	0.0																									

<p>20 Skud</p>	<table style="width:100%; border-collapse: collapse;"> <tr><td style="width:10%;">1:</td><td style="width:15%;">10.2</td><td style="width:10%; text-align: right;">↗</td></tr> <tr><td>2:</td><td>*10.8</td><td style="text-align: right;">↗</td></tr> <tr><td>3:</td><td>10.4</td><td style="text-align: right;">↗</td></tr> <tr><td>4:</td><td>10.6</td><td style="text-align: right;">↑</td></tr> <tr><td>5:</td><td>10.5</td><td style="text-align: right;">↘</td></tr> <tr><td>6:</td><td>9.7</td><td style="text-align: right;">↘</td></tr> <tr><td>7:</td><td>10.4</td><td style="text-align: right;">↘</td></tr> <tr><td>8:</td><td>10.5</td><td style="text-align: right;">↘</td></tr> <tr><td>9:</td><td>*10.7</td><td style="text-align: right;">↗</td></tr> <tr><td>10:</td><td>10.5</td><td style="text-align: right;">↘</td></tr> </table> <table border="1" style="width:100%; border-collapse: collapse; margin-top: 5px;"> <tr> <td style="width:80%;">Serie</td> <td style="text-align: right;">99.0</td> </tr> <tr> <td>Total</td> <td style="text-align: right;">99.0</td> </tr> </table>	1:	10.2	↗	2:	*10.8	↗	3:	10.4	↗	4:	10.6	↑	5:	10.5	↘	6:	9.7	↘	7:	10.4	↘	8:	10.5	↘	9:	*10.7	↗	10:	10.5	↘	Serie	99.0	Total	99.0
1:	10.2	↗																																	
2:	*10.8	↗																																	
3:	10.4	↗																																	
4:	10.6	↑																																	
5:	10.5	↘																																	
6:	9.7	↘																																	
7:	10.4	↘																																	
8:	10.5	↘																																	
9:	*10.7	↗																																	
10:	10.5	↘																																	
Serie	99.0																																		
Total	99.0																																		

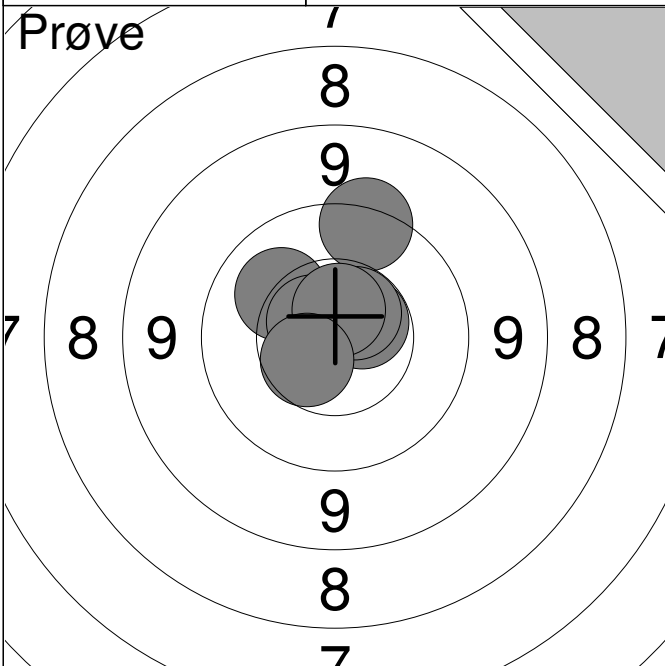
<p>20 Skud</p>	<table style="width:100%; border-collapse: collapse;"> <tr><td style="width:10%;">11:</td><td style="width:15%;">10.2</td><td style="width:10%; text-align: right;">↘</td></tr> <tr><td>12:</td><td>10.6</td><td style="text-align: right;">↘</td></tr> <tr><td>13:</td><td>10.4</td><td style="text-align: right;">↗</td></tr> <tr><td>14:</td><td>10.2</td><td style="text-align: right;">↗</td></tr> <tr><td>15:</td><td>9.8</td><td style="text-align: right;">↗</td></tr> <tr><td>16:</td><td>10.3</td><td style="text-align: right;">←</td></tr> <tr><td>17:</td><td>*10.7</td><td style="text-align: right;">↘</td></tr> <tr><td>18:</td><td>10.5</td><td style="text-align: right;">↘</td></tr> <tr><td>19:</td><td>*10.8</td><td style="text-align: right;">↘</td></tr> <tr><td>20:</td><td>10.5</td><td style="text-align: right;">→</td></tr> </table> <table border="1" style="width:100%; border-collapse: collapse; margin-top: 5px;"> <tr> <td style="width:80%;">Serie</td> <td style="text-align: right;">99.0</td> </tr> <tr> <td>Total</td> <td style="text-align: right;">198.0</td> </tr> </table>	11:	10.2	↘	12:	10.6	↘	13:	10.4	↗	14:	10.2	↗	15:	9.8	↗	16:	10.3	←	17:	*10.7	↘	18:	10.5	↘	19:	*10.8	↘	20:	10.5	→	Serie	99.0	Total	198.0
11:	10.2	↘																																	
12:	10.6	↘																																	
13:	10.4	↗																																	
14:	10.2	↗																																	
15:	9.8	↗																																	
16:	10.3	←																																	
17:	*10.7	↘																																	
18:	10.5	↘																																	
19:	*10.8	↘																																	
20:	10.5	→																																	
Serie	99.0																																		
Total	198.0																																		

Hold
18Skive
12**Frede Kristensen**

Aalborg Skyttekreds

MÅ1

Prøve

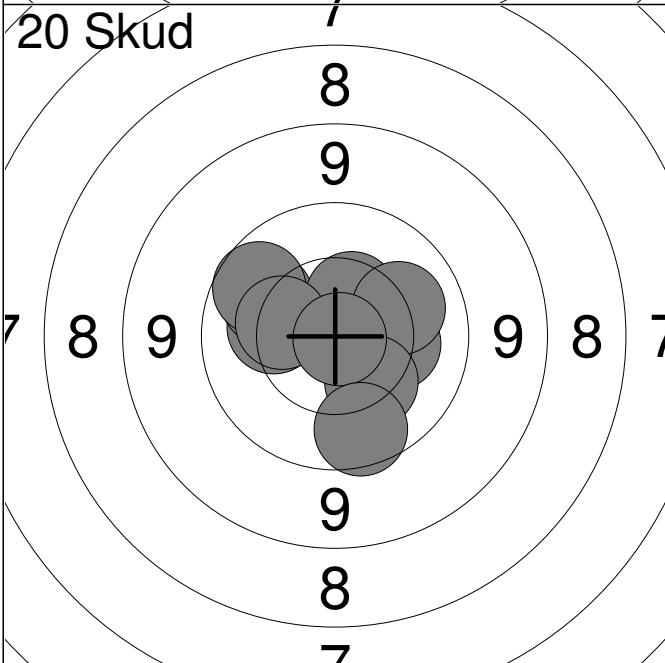


1:	10.2	↗
2:	9.6	↑
3:	*10.6	↗
4:	*10.6	↗
5:	*10.6	↖
6:	*10.6	↑
7:	10.5	↙

Serie 69.0

Total 0.0

20 Skud

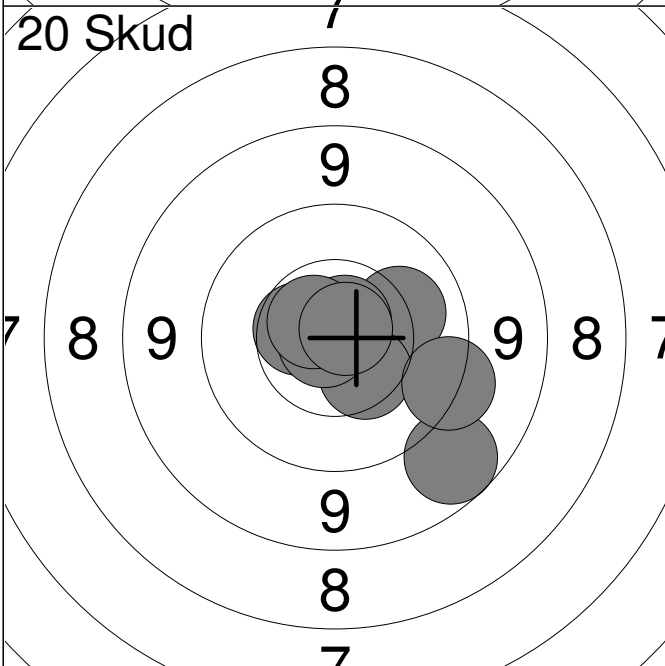


1:	10.3	→
2:	10.2	←
3:	10.1	↗
4:	9.9	↗
5:	10.5	↗
6:	10.3	←
7:	10.1	↗
8:	10.3	↘
9:	*10.9	↘
10:	9.8	↘

Serie 98.0

Total 98.0

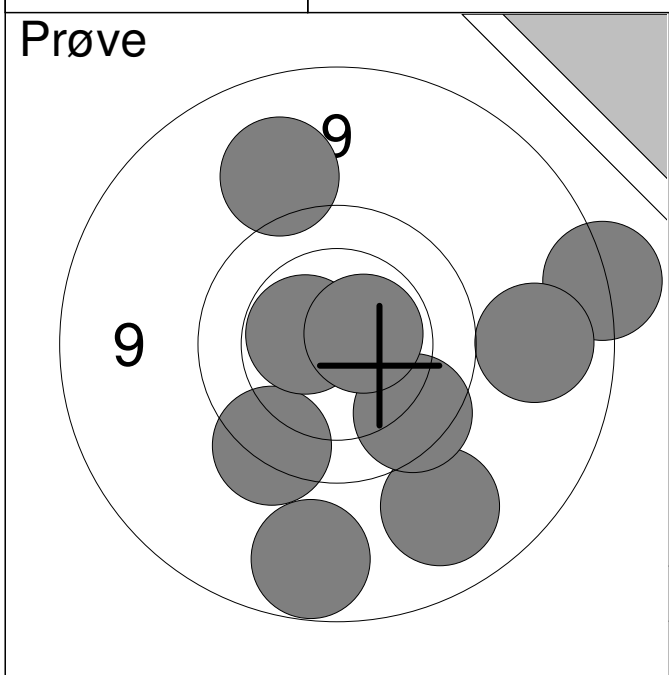
20 Skud



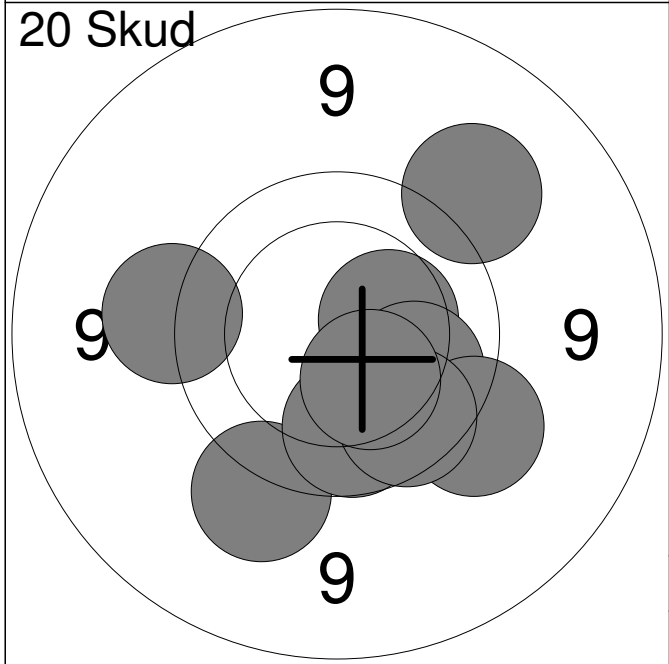
11:	*10.9	→
12:	10.2	→
13:	*10.7	↗
14:	10.5	←
15:	8.9	↘
16:	10.4	↘
17:	*10.8	←
18:	*10.6	↗
19:	9.5	↘
20:	*10.8	↗

Serie 97.0

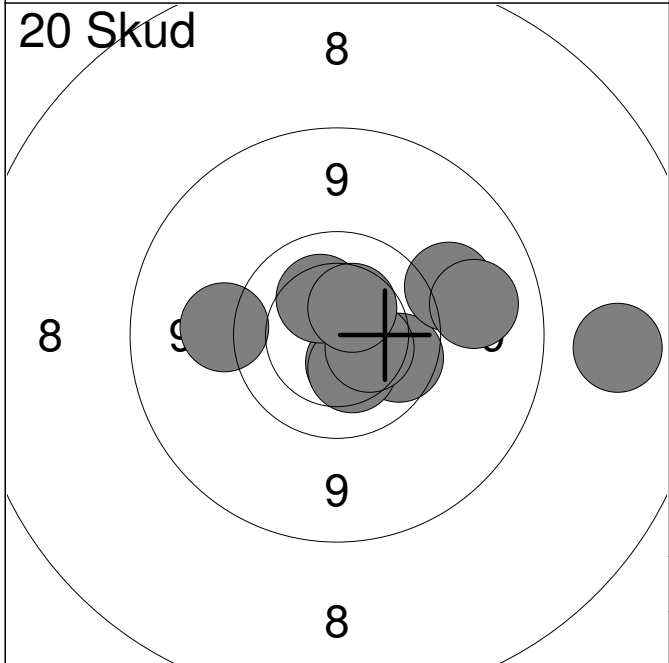
Total 195.0



1:	9.6	↙
2:	9.0	↙
3:	9.1	↙
4:	8.7	→
5:	9.8	↙
6:	9.2	↗
7:	9.1	→
8:	*10.5	↖
9:	*10.6	↗
Serie		82.0
Total		0.0



1:	10.4	→
2:	10.1	↙
3:	9.4	↙
4:	9.9	↙
5:	10.0	↙
6:	9.5	↖
7:	9.5	↙
8:	9.3	↗
9:	9.9	↙
10:	10.3	↙
Serie		94.0
Total		94.0



11:	10.4	↙
12:	9.9	→
13:	8.2	→
14:	10.3	↙
15:	10.4	↙
16:	9.3	↗
17:	10.3	↗
18:	10.4	↗
19:	9.2	→
20:	9.4	←
Serie		94.0
Total		188.0

<p>Prøve</p>	<table style="width:100%; border-collapse: collapse;"> <tr><td style="width:10%;">1:</td><td style="width:15%;">10.2</td><td style="width:10%; text-align: right;">↙</td></tr> <tr><td>2:</td><td>10.0</td><td style="text-align: right;">↗</td></tr> <tr><td>3:</td><td>10.3</td><td style="text-align: right;">→</td></tr> <tr><td>4:</td><td>*10.7</td><td style="text-align: right;">→</td></tr> </table> <hr/> <table style="width:100%; border-collapse: collapse;"> <tr><td style="width:10%;">Serie</td><td style="width:15%;"></td><td style="width:10%; text-align: right;">40.0</td></tr> <tr><td>Total</td><td></td><td style="text-align: right;">0.0</td></tr> </table>	1:	10.2	↙	2:	10.0	↗	3:	10.3	→	4:	*10.7	→	Serie		40.0	Total		0.0
1:	10.2	↙																	
2:	10.0	↗																	
3:	10.3	→																	
4:	*10.7	→																	
Serie		40.0																	
Total		0.0																	

<p>20 Skud</p>	<table style="width:100%; border-collapse: collapse;"> <tr><td style="width:10%;">1:</td><td style="width:15%;">10.5</td><td style="width:10%; text-align: right;">↗</td></tr> <tr><td>2:</td><td>10.6</td><td style="text-align: right;">←</td></tr> <tr><td>3:</td><td>*10.7</td><td style="text-align: right;">↗</td></tr> <tr><td>4:</td><td>10.4</td><td style="text-align: right;">↘</td></tr> <tr><td>5:</td><td>10.3</td><td style="text-align: right;">↗</td></tr> <tr><td>6:</td><td>*10.6</td><td style="text-align: right;">↗</td></tr> <tr><td>7:</td><td>10.5</td><td style="text-align: right;">→</td></tr> <tr><td>8:</td><td>*10.7</td><td style="text-align: right;">↘</td></tr> <tr><td>9:</td><td>10.5</td><td style="text-align: right;">↗</td></tr> <tr><td>10:</td><td>10.5</td><td style="text-align: right;">↘</td></tr> </table> <hr/> <table style="width:100%; border-collapse: collapse;"> <tr><td style="width:10%;">Serie</td><td style="width:15%;"></td><td style="width:10%; text-align: right;">100.0</td></tr> <tr><td>Total</td><td></td><td style="text-align: right;">100.0</td></tr> </table>	1:	10.5	↗	2:	10.6	←	3:	*10.7	↗	4:	10.4	↘	5:	10.3	↗	6:	*10.6	↗	7:	10.5	→	8:	*10.7	↘	9:	10.5	↗	10:	10.5	↘	Serie		100.0	Total		100.0
1:	10.5	↗																																			
2:	10.6	←																																			
3:	*10.7	↗																																			
4:	10.4	↘																																			
5:	10.3	↗																																			
6:	*10.6	↗																																			
7:	10.5	→																																			
8:	*10.7	↘																																			
9:	10.5	↗																																			
10:	10.5	↘																																			
Serie		100.0																																			
Total		100.0																																			

<p>20 Skud</p>	<table style="width:100%; border-collapse: collapse;"> <tr><td style="width:10%;">11:</td><td style="width:15%;">10.5</td><td style="width:10%; text-align: right;">↘</td></tr> <tr><td>12:</td><td>10.4</td><td style="text-align: right;">↘</td></tr> <tr><td>13:</td><td>10.2</td><td style="text-align: right;">↘</td></tr> <tr><td>14:</td><td>10.6</td><td style="text-align: right;">↗</td></tr> <tr><td>15:</td><td>10.4</td><td style="text-align: right;">↘</td></tr> <tr><td>16:</td><td>10.0</td><td style="text-align: right;">↗</td></tr> <tr><td>17:</td><td>*10.6</td><td style="text-align: right;">↗</td></tr> <tr><td>18:</td><td>10.0</td><td style="text-align: right;">↗</td></tr> <tr><td>19:</td><td>10.0</td><td style="text-align: right;">↘</td></tr> <tr><td>20:</td><td>10.1</td><td style="text-align: right;">↗</td></tr> </table> <hr/> <table style="width:100%; border-collapse: collapse;"> <tr><td style="width:10%;">Serie</td><td style="width:15%;"></td><td style="width:10%; text-align: right;">100.0</td></tr> <tr><td>Total</td><td></td><td style="text-align: right;">200.0</td></tr> </table>	11:	10.5	↘	12:	10.4	↘	13:	10.2	↘	14:	10.6	↗	15:	10.4	↘	16:	10.0	↗	17:	*10.6	↗	18:	10.0	↗	19:	10.0	↘	20:	10.1	↗	Serie		100.0	Total		200.0
11:	10.5	↘																																			
12:	10.4	↘																																			
13:	10.2	↘																																			
14:	10.6	↗																																			
15:	10.4	↘																																			
16:	10.0	↗																																			
17:	*10.6	↗																																			
18:	10.0	↗																																			
19:	10.0	↘																																			
20:	10.1	↗																																			
Serie		100.0																																			
Total		200.0																																			